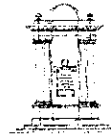



# COMPETITIVE DESIGN FOR A SOLDIERS' MEMORIAL

DESIGN BY "CYMA"



ELEVATION



SECTION



PLAN

MEMORIAL TO BE  
ERECTED IN STONE  
WITH BRASS OR  
CONCRETE BASINS.  
LETTERING TO BE  
ELEGANTLY WORKED

# SWMRACY

Design, "Cyma," by J. I. King, Wellington, in our Soldiers' Memorial Competition.

# DESIGN FOR A WAR MEMORIAL


TO BE OF MARBLE  
FACINGS WITH CON-  
CRETE CORE.  
LETTERING TO BE  
ELEGANTLY WORKED




ELEVATION



ELEVATION



ELEVATION



SECTION

# S·W·M·R·A·C·Y

Design, "Junior," by G. F. Wilson, Wellington, in our Soldiers' Memorial Competition.