

pastry. Put 2 or 3 layers of finely-chopped bacon and parsley. Pour over about a dessertspoon of beaten egg and milk to each patty, 2 eggs beaten with $\frac{1}{3}$ cup milk and a dash of pepper (no salt). No lid. Bake in hot oven (about 420 degrees).

Chicken de Luxe (Rangitiki Chef)

Boil chicken for 15 minutes. When cold cut into joints—remove bones or not, as desired. Also skin. Have ready some mashed potato, cooked asparagus, slices of cooked ham, and cooked green peas. Dip chicken pieces first in seasoned flour, then in egg beaten with a little water, and then in breadcrumbs. Fry in hot smoking shallow fat. When done, arrange high mound of mashed potatoes

NEXT WEEK: Various Tomato Dishes

in centre of dish. Almost cover with fried chicken pieces, pressed into potato. Wrap each slice of ham round 3 or 4 stalks of asparagus and put under grill for a few minutes to heat through. Arrange these on dish—three rolls each end of the dish, and green peas in between on the sides.

Roast Goose

Three-quarters of a pound finely-chopped onions, 1 lb. breadcrumbs, 1 teaspoon thyme, 1 dessertspoon finely-chopped sage. Soak breadcrumbs a few minutes in a little warm water, then squeeze dry. Mix with onions, sage, thyme and seasoning. Add 1 beaten egg and 1 oz. melted butter. Wipe goose inside and out with a damp cloth, stuff, then dredge with flour. Put into a baking dish (previously lightly floured). Cover with plenty of dripping and bake 2 or 3 hours, according to size. Turn bird over after first hour. If it cooks too quickly, cover with greased paper. Duck is cooked in same way, allowing $1\frac{1}{2}$ to 2 hours.

FROM THE MAILBAG

Stamp-collecting Difficulties

Dear Aunt Daisy,

My problem is this: I have a number of valuable stamps, being a keen stamp collector, and some are badly marked with dirty finger prints. They are not defaced or in very bad condition, but only have these dirty marks on them. I have tried to remove the stains with a damp cloth, but with little success, for I either ruin the stamp altogether or some faint marks still remain. Now I was wondering if you could advise me on getting something which would remove the marks altogether without ruining the colour scheme of the stamp and returning them to their former whiteness. I would be very grateful if I could find out what to purchase or to make up. I've read the letters of so many people whose problems seem to have been made straight by your advice.—M.G.S., South Island.

I feel sure that we shall get an answer from one of the many stamp collectors in New Zealand.

MAN CAUGHT RED-HANDED

This man could have been in trouble when he cut his hand, but the timely application of Ayrtton's Antiseptic Healing Cream arrested complications. Ideal for healing cuts, keeping broken skin free from germs, and soothing pain. Keep a 2/6 tin handy. Available at chemists everywhere. Prepared by Ayrtton Saunders & Co. Ltd., Liverpool, England.

N.Z. LISTENER, APRIL 12, 1957.

ELIZABETH EDMONDS RECOMMENDS DELICIOUS NEW COFFEE CAKE RECIPE NO EGGS REQUIRED

4 oz. butter, 4 oz. sugar, 2 level dessertspoons coffee essence, 2 level dessertspoons golden syrup, 10 oz. flour, 1 teaspoon EDMONDS CAKE BAKING POWDER, 1 teaspoon soda, $\frac{1}{2}$ breakfast cup milk.

Cream butter, sugar, coffee essence and warmed syrup. Beat well, then add sifted flour and cake baking powder alternately with milk, in which soda has been dissolved; beat again. Bake in a shallow greased tin about 30 minutes at 375° F. When cold, ice and fill with coffee icing.

* * *

There are many interesting recipes which can be used with EDMONDS CAKE BAKING POWDER which is obtainable from your grocer in both 4oz. and 14oz. tins.

Further economical, tested eggless recipes are listed in the new CAKE POWDER leaflet which is available FREE ON REQUEST. Simply send a self-addressed envelope to "Cake Powder Section," T. J. Edmonds Ltd., Box 472, Christchurch, and a copy will be sent direct to you.

NEW scientific home treatment for Skin troubles

BABY ECZEMA LEG ULCERS ECZEMA
PSORIASIS BOILS CARBUNCLES

An amazing new Swiss discovery, specially developed to treat stubborn skin disorders at home, is now available at your chemist! It's called F"99" and it brings dramatic proof that now at last you can sleep, wake, work, play and stay free of pain and embarrassment. People who have suffered for years tell us that F"99" has brought them relief they never thought possible. That's because F"99" (1) Stops pain faster! (2) Heals skin tissue better! (3) Shortens the time you suffer! Safe, simple, effective, used successfully by thousands.

For Free F"99" booklet write to Springwood Pharmaceuticals (N.Z.) Ltd., P.O. Box 1700, Auckland.


Ask your chemist to-day for

F"99"

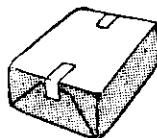
Two-way treatment for Skin Diseases

F27

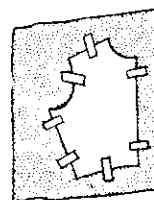
Each Week thousands more New Zealanders are using "Scotch" Brand cellulose tape




USE IT WHEN
WRAPPING
CUT LUNCHES
AND FOR
WRAPPING
PARCELS NEATLY



USE IT TO
FASTEN
PATTERNS TO
MATERIAL
WHEN
CUTTING OUT



USE IT TO
MEND
TORN
PLASTIC
TABLECLOTHS
APRONS, etc.



... when hanging pictures on a plaster wall make the hole, then fix two strips of Scotch Tape across it for re-inforcing. Use it to mend torn school books. Stick messages on to milk bottles with a dab of Scotch Tape.

6 reasons why more people prefer **SCOTCH** tape

• No stretch problems • Telescoping virtually eliminated • Less unwind resistance • Far less breakage • it's proven. **NEARLY ALL the cellulose tape sold in America is "Scotch" brand.**

Made by the Minnesota Mining and Mfg. Co. and distributed through wholesalers by Williamson Jeffery Ltd.