

Front Line Girl-Friends

WOMEN'S war work in Russia does not consist of behind-the-line duties. On all sections of the front women are equally ready to fight and to save lives. In the past, stretcher-bearers went out after an action was over to pick up the wounded. Now the policy is that the patient must be attended to as soon as possible. Instead of the clumsy stretcher-bearer teams, targets for enemy fire, orderlies crawl out singly into the fields while the battle is still going on. The Russian orderlies are mostly women, and they bring in the wounded on their backs.

The soldiers call these orderly girls *frontoviyе podrugі*—(front line girl-friends). Many of them are killed, but large numbers of soldiers' lives are



She brings in the wounded

saved. A girl who brings in 40 casualties from the battlefield is awarded the Order of the Red Banner, provided that she also brings in their rifles and machine-guns. If she carries in 80 men and their weapons she gets the Order of Lenin. A recent report tells of one 23-year-old girl who shouldered and hauled in 100 men in a single day. "I was frightened," she said, "and afterwards I was tired."

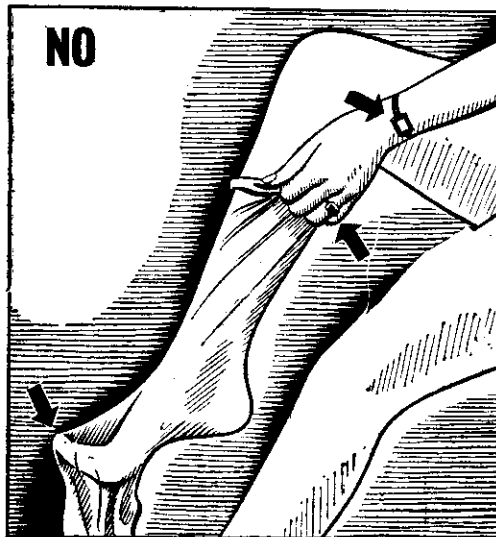
Transfusions on the Spot

Sometimes these "Red" nurses have to treat their patients on the spot before carrying them away. Therefore, they carry round an ampule of blood of the "universal" type with a sterilised rubber tube and needle and filter, so that blood transfusions can be given to the wounded on the spot before they are shouldered and carried off to the front line dressing-stations. From these they are carried back to base hospitals in air ambulances, again piloted mainly by women.

The greatest danger to the wounded soldier, as our own medical officers have also reported from the Middle East, is not so much the wound itself as the triple risks of shock, infection, and delay, each of which once killed more men than bullets or shrapnel. Blood transfusions have reduced the effects of shock; sulfa drugs and tetanus serum have reduced the risk of infection; and quick transport does the rest.

Long Life for Stockings

Stockings will last longer if you take these simple precautions, published in your interest by **BONDS HOSIERY MILLS (N.Z.) LTD.**



NEVER PULL STOCKINGS on by the tops; it strains the delicate fabric. Slip your foot into stocking and roll it up your leg. Put stocking on before watch and jewellery as these and rough toenails may pull threads.

YES Buy a size ample for your feet, 8½" stocking for size 3 shoe; 9" for size 4; 9½" for size 5; 10" for sizes over. And keep on asking for

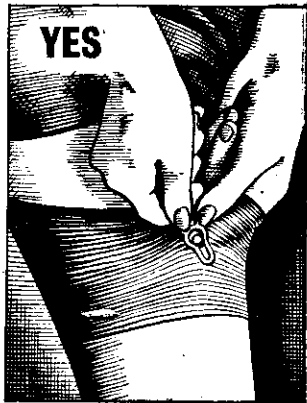
Bonds

SYMETRA

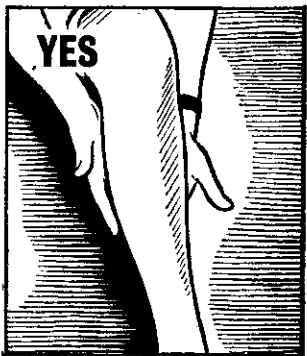
—the ankle-slimming Full-Fashioned Stocking of quality.



After washing, squeeze stockings gently with palms of hands, drop them into soft towel. Fold towel and twist lightly. Hang over line to dry; never use pegs.



ALWAYS FIX SUSPENDER IN WELT which is designed to take the strain. Never fasten it below the welt.



ALWAYS USE PALMS OF HANDS to ease seams into place. Be sure that nails are smoothly filed, with no rough cuticle.

