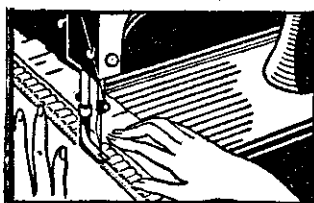


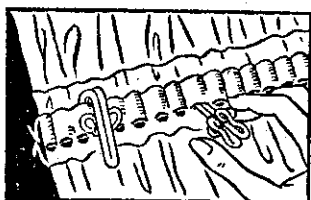
It's so easy to have

CHARMING CURTAINS


with "Rufflette" tape and hooks



STEP 1. Sew "Rufflette" tape at top and bottom, over the hem at the top of curtain.



STEP 3. Slip hooks (or rings) into pockets, turnover fashion. No stitching is necessary. Use rings for rod, hooks for runner rail.



STEP 2. With curtain lying flat, knot cords at one end and pleat by pulling from other end. Do not cut loose ends but tuck into heading.



WASHING. Slip out hooks or rings, untie drawcords and pull curtain flat. Wash and iron. Then re-pleat and insert hooks as before.

It's as easy as that. Those lovely soft-hanging pleats fall into place as you tighten the drawcords — and stay in place. The wind can't ruffle "Rufflette" pleatings... children can't tug them out of place. You can buy "Rufflette" tape, with hooks or rings, and runner rail, at any furnishing department. If you have your curtains made up, stipulate "Rufflette" tape. It's used in all the best workrooms.


At the shop where you buy your curtain fabrics

'Rufflette'

Brand
Curtain tape (with hooks or rings) and runner rail

Manufactured by Thomas French and Sons Ltd.,
London, Manchester, Wythenshawe, Belfast, New York.

17



PHILIPS ELECTRICAL INDUSTRIES OF NEW ZEALAND LIMITED.

PL 5

*The fragrance
men love*

Only one soap gives your skin this exciting bouquet

Cashmere Bouquet

THE ARISTOCRAT OF FINE TOILET SOAPS

53.7