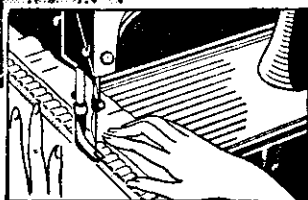
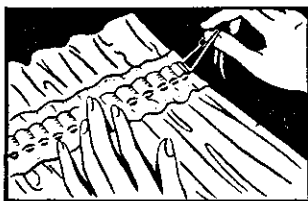


Pleated Curtains

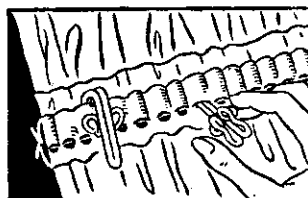
hang just right
with
"Rufflette"
tape and hooks



STEP 1. Sew "Rufflette" tape at top and bottom, over the hem at the top of curtain.




STEP 2. With curtain lying flat, knot cords at one end and pleat by pulling from other end. Do not cut loose ends but tuck into heading.



STEP 3. Slip hooks (or rings) into pockets, turnover fashion. No stitching is necessary. Use rings for rod, hooks for runner rail.

Make up your curtains with "Rufflette" tape (pocketed ready for hooks), pull the drawcords, and your pleats fall into beautiful even folds. "Rufflette" hooks or rings, slipped into the tape pockets without sewing, will hang on your present rods or wires—but better still, fit easy-running "Rufflette" runner rail. "Rufflette" curtain aids—tape (with continuous pockets), hooks or rings, and runner rail—are obtainable at all furnishing counters.

Ask to see them today, and specify "Rufflette" tape when you get your curtains made up.



WASHING. Slip out hooks or rings, untie drawcords and pull curtain flat. Wash and iron. Then re-pleat and insert hooks as before.

At the shop where you buy your curtain fabrics


'Rufflette'

Brand

Curtain tape (with hooks or rings) and runner rail

Manufactured by Thomas French and Sons Ltd.,
London, Manchester, Wythenshawe, Belfast, New York.

275



"No, I'm not lazy — I just like looking at my O'B Premier Shoes!"



Into every pair of Premier Shoes goes the skill and craftsmanship that has made O'B Footwear famous since 1866.

O'B
PREMIER SHOES
FOR MEN AND BOYS

MADE BY M. O'BRIEN & CO. LTD., CHRISTCHURCH.

O'B9

THE SHINE LASTS LONGER
... so do
the shoes!

with
**BLACK
KIWI**

WORLD FAMOUS
AS THE
"BRILLIANT SHOE BLACK"