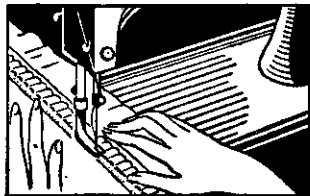


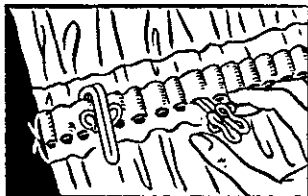
Make the most of
YOUR CURTAINS

“**with RUFFLETTE
tape and hooks**”

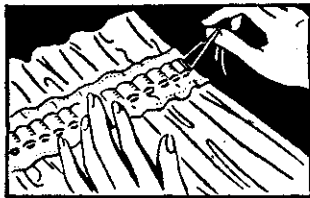
Any curtain material looks lovely hanging in soft folds that run as smooth as satin. And you can have distinctive pleats without laborious hand-sewing and making up—just three easy steps:



STEP 1. Sew “Rufflette” tape at top and bottom, over the hem at the top of curtain.



STEP 3. Slip hooks (or rings) into pockets, turnover fashion. No stitching is necessary. Use rings for rod, hooks for runner rail.



STEP 2. With curtain lying flat, knot cords at one end and pleat by pulling from other end. Do not cut loose ends but tuck into heading.



WASHING. Slip out hooks or rings, untie drawcords and pull curtain flat. Wash and iron. Then re-pleat and insert hooks as before.

It's so simple and sure. Just pull in the drawcords in the “Rufflette” tape and there you have soft, full pleats in a moment. Just slip the hooks or rings into the tape pockets (without any sewing) and your curtains are ready to hang. You can wash them again and again, and the tape and pleats will come up each time, as good as new. If you have your curtains made to order, stipulate “Rufflette”. All the best workrooms use “Rufflette” tape and fittings.

At the shop where you buy your curtain fabrics


‘Rufflette’

Brand

Curtain tape (with hooks or rings) and runner rail

Manufactured by Thomas French and Sons Ltd.,
London, Manchester, Wythenshawe, Belfast, New York.

3.78



Throughout Five Reigns

1897-1947

Queen Victoria received the homage of her Empire at the great Diamond Jubilee in the year the Bruce Woollen Mills opened. Through the reigns of two Edwards and two Georges these mills have continued to supply the growing needs of one corner of the Empire. Quality has made Bruce grow, quality has made



BRUCE King of Woollens!


The Bruce Woollen Manufacturing Co. Ltd., Milton, Otago.

87


WINDOWS CLEANED without bucket and water



I POUR SOME
WINDOLENE ON TO
A SOFT CLOTH...



SPREAD IT OVER THE
WHOLE WINDOW...
WAIT TILL IT DRIES



GIVE A QUICK
POLISH... AND
THE GLASS
SPARKLES!

No more messing about with bucket and water to clean the windows! Windolene does the job in half the time, with no hard rubbing. Grease, dirt, and fly-marks vanish. Gives a marvellous shine that lasts. For mirrors and picture-glass, too.

Windolene

CLEANS WINDOWS EASILY

W.23