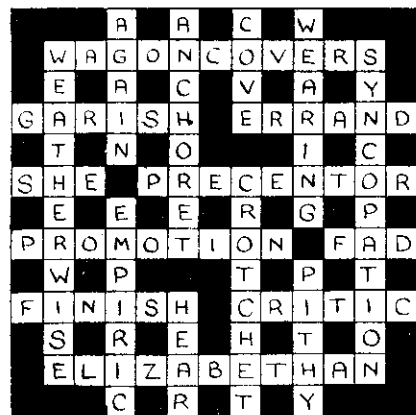


(Solution to No. 284)



Clues Across

1. So backward after an immersion—it's anticlimax!
7. As crude as a campaign against evil.
8. Initially the author of "Treasure Island" following a confused monkey provides what should not be cast before swine.
9. Bat indeed! This must be discussed.
10. It looks as if the little devil is on the loose.
14. Shape of the hat in de Falla's composition.
17. Vegetable standard of coolness.
18. Not the bathroom of the inn, nevertheless.
19. Till's Merry ones were given musical honours.
20. According to the old song, we're out of stock of these to-day.
21. First name of the character played by Leslie Howard in "Gone With the Wind."


Clues Down

1. Adherents of one of the Evangelical Protestant churches.
2. They would scorn a ride in their top half.
3. He is credited with seeing most of the game.
4. Title of a poem by Joyce Kilmer which has been set to music.
5. Paul Lukas was awarded one for his performance in "Watch on the Rhine."
6. Found in a studied gesture.
9. Rum code for good manners.
11. If anyone for the clue, we refer them to the feature "and Places where they Sing."
12. "by Jury" round "the rollicking" (see the last ensemble in "The Sorcerer" by Gilbert & Sullivan). This is a matter for a court of justice.
13. Easy raid (anag.) I'm prepared to state (3 words).
15. Commonplace but beginning with a prohibition.
16. Behind this Polonius met his death.
17. "Full fathom five thy father lies; Of his bones are made:" (Ariel's first song in "The Tempest.")

(continued from previous page)

redients into a paste with a little water, and roll out  $\frac{1}{4}$ -inch thick. Cut into narrow strips or straws and bake. A more usual recipe uses 3oz. flour, 3oz. grated cheese, 2oz. butter,  $\frac{1}{2}$  teaspoon baking powder and pepper and salt to taste. Sift the flour, baking powder, pepper and salt, and rub in the butter. Then add the grated cheese, and mix to a stiff dough with a little milk. Roll out very thin, cut into straws, or strips about  $\frac{1}{4}$ -inch wide, and bake light brown in a fairly hot oven. Watch carefully, as these brown quickly.

No. 285 (Constructed by R.W.C.)



HANSELL'S

FLAVOURING  
ESSENCES



The Essence  
of Success

Made by  
Hansell Laboratories Ltd., Masterton




## The uplift that really LIFTS

If you've had the aggravation of an uplift letting you down after its first tubbing, you'll thank your lucky stars for Wonder-Lift. Its 3-way lift stays bracing to the end.

On the underside, over each bosom, three straps are arranged tripod-fashion; these adjust the uplift as you wish. It is a 3-way lift and brace which also cleverly allows for movement; two of the straps keep the uplift taut, the third, elastic, lets you move freely.

This explains how it is you feel braced beautifully in your Wonder-Lift, without red ridges in your shoulders in painful evidence!

It's a 'must' now, in the scarcity of elastic, to try on your Wonder-Lift before you buy. Take the trouble, and whether you're big or whether you're small, you'll find your Wonder-Lift a joy to wear.



1. Points to the elastic that gives the ease.
2. Points to the ribbons that brace. (Dotted lines show where they pass beneath the bra.)
3. Admires what is, in effect, an uplift from beneath.

