


—AND AGAIN.

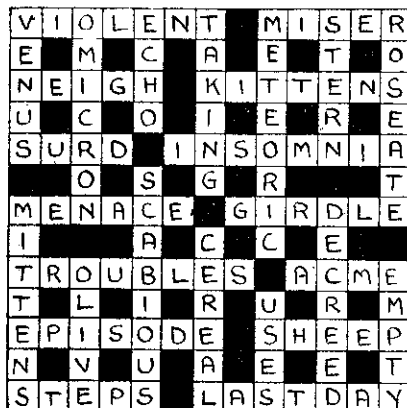
On the opposite page there are photographs of Tommy Handley in various guises, but the camera can lie, so here are two rather more faithful likenesses by Mendoza. Right: A scene from "Pram Parade, or These You Have Shoved." Mrs. Mopp (Dorothy Summers) occupies the vehicle, with friend.



"WATCH THE BIRDIE!" says Bill Stephens (photographer) catching Mr. Handley in one of his more romantic moments.

THE LISTENER CROSSWORD

(Solution to No. 242)




Clues Down

- This love is thought to be rather childish.
- He fiddled while 5 across burned.
- Sherlock Holmes' favourite adjective, — my dear Watson.
- Archaically, it's little Susan, actually it may be a kind of paper.
- Tip a coin (anag.)
- It looks as if it would put a stop to rage, but really it would expose to harm.
- Does it hold the drink that inebriates but does not cheer?
- Step in the right direction?
- A hostelry suffering a reverse and surrounded by a secret intrigue—the result might present a problem in meat rationing.
- In brief, the canonised person is above the downpour; nevertheless it is rather a trial.
- Care for a measure of land.
- This vehicle has a left hand drive.

(No. 243: Constructed by R.W.C.)

Clues Across

- Study the canvas shelters to see what is inside?
- Where all roads are said to lead to.
- Less rage results in bounty.
- This form of dust is often found under the dressing-table.
- Plain Bruce (anag.)
- Responds with confused traces
- The speaker of this word could laugh at locksmiths.
- 2 down eating for about thirty years.
- Declines.
- Behold this minute portion and you still have a complete literary composition.
- You take a tall story with a grain of this.
- Requirement in a stronghold comes above your ankles but not up to your neck.



May Belle LINGERIE



HANDKERCHIEF MAGIC

No. 4

KNOTS WON'T HURT A

Grafton

HANDKERCHIEF

because a Grafton is tough enough to take it.

THE FETTER OR WRIST KNOT.


Roll your Grafton Handkerchief rope-wise and take both ends between the thumb and forefinger of both hands. The trick is to tie a wrist knot without letting go either end of the handkerchief.

The right hand executes a quick throwing movement towards the left, making a loop in the handkerchief as in Figure 1. The left hand is then passed through the loop—thus as shown by dotted line AA (Figure 1). This allows the right hand to pull the handkerchief around the wrist in a knot (Figure 2).

FIG. 1.



FIG. 2.



Sole Manufacturers in N.Z.—KLIPPEL BROS. (N.Z.) LTD., Box 426, AUCKLAND.