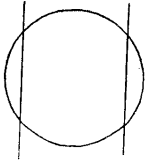


No. 1 Line :—

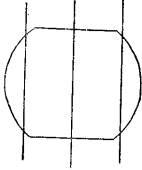
1.



Circular log edger, D 110—

Head	2 men.
Tail	1 man.

2.



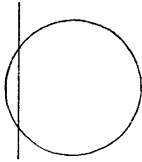
Circular three-saw edger, D 115—

Head	1 man.
------	----	----	----	----	--------

Wings or slabs dropped underneath on to belt, from which they were discharged to a transfer chain.

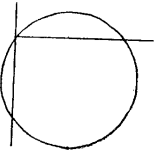
No. 2 Line :—

Small circular flat top. Roller type with roller fence . . . 2 men.

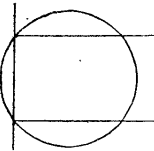


Small logs, one cut.

1.



Medium logs, two cuts.



Large logs, three cuts or four cuts.

Slabs and fitches from this line were transferred to—

2.



One circular resaw, G 130, hydraulic dial setting and side-feed rollers and outfeed attachment by way of transfer chain.