

1895.
NEW ZEALAND

POST AND TELEGRAPH DEPARTMENT

(REPORT OF THE) FOR THE YEAR 1894.

Presented to both Houses of the General Assembly by Command of His Excellency.

MY LORD,—

General Post Office, Wellington, 13th July, 1895.

I have the honour to submit to your Excellency the Report on the Post and Telegraph Department for the year 1894, with the usual statement of revenue and expenditure to the 31st March last.

I have the honour to be,

Your Lordship's most obedient servant,

J. G. WARD,

Postmaster-General and Electric Telegraph Commissioner

His Excellency the Governor of New Zealand.

REPORT

THE revenue shows a fairly satisfactory increase. The telegraph receipts, however, fell short of the estimate, a result no doubt attributable to the commercial depression which prevailed throughout the colony during the year. The circumstance is the more noticeable from the fact that the telegraph traffic of the previous year was abnormally high.

A decided improvement in the telegraph business has set in since the beginning of this year, due to a great extent to the increased traffic in telegrams in connection with the marked revival in the gold-mining industry in the Auckland-Thames District.

The following statement shows the revenue and expenditure for the financial year ended the 31st March, 1895:—

| REVENUE. | | | EXPENDITURE. | | |
|--|-----------------|-------------|---|-----------------|-------------|
| | £ | s. d. | | £ | s. d. |
| Stamps used for postage (estimated) | 210,000 | 0 0 | Salaries | 185,509 | 6 5 |
| Money-order and postal-note commission collected in the colony | 12,871 | 2 0 | Conveyance of mails by sea | 29,648 | 14 4 |
| Money-order commission received from foreign offices | 526 | 7 6 | Conveyance of inland mails | 28,707 | 1 0 |
| Private box and bag fees | 4,955 | 5 0 | Conveyance of mails by railway | 307 | 2 6 |
| Postage from foreign offices | 1,500 | 0 0 | Money-order commission credited to foreign offices | 1 205 | 5 9 |
| Miscellaneous receipts (postal) | 17 584 | 16 6 | Maintenance and repairs to telegraph-lines, and miscellaneous | 48,100 | 19 8 |
| Ordinary and Press telegrams | 85,388 | 8 11 | Cable subsidies | 6,492 | 11 8 |
| Telephone exchanges | 21,552 | 12 10 | | 299,971 | 1 4 |
| Miscellaneous receipts (telegraph) | 3,071 | 2 0 | Balance of revenue over expenditure | 57 478 | 13 5 |
| | <u>£357,449</u> | <u>14 9</u> | | <u>£357,449</u> | <u>14 9</u> |

The revenue was £12,773 2s. 6d., or 3·71 per cent. more than that of the previous year.

The expenditure increased by the sum of £6,266 14s. 1d., or 2·13 per cent.

The revenue was equal to 10s. 5½d., and the expenditure to 8s. 9d., per head of the population of the colony.

The value of official correspondence for the year is estimated at £59,074 10s. 2d., and Government telegrams £26,050 7s. 5d. The value of these services, for which no payment was received, was therefore £85,124 17s. 7d., a sum equal to 23·81 per cent. of the cash receipts.

The balance of revenue over expenditure was £57,478 13s. 5d., as against £50,972 5s. the previous year. If to the former sum be added the value of Government telegrams and the estimated value of official correspondence, the balance in favour of the department for the year is increased to £142,603 11s.

The work performed by the department gratuitously for other branches of the public service must not be understood to be confined to the free transmission of letters, &c., and telegrams, as it includes many other descriptions of business of very large proportions.

25,823,967 letters were posted and 27,344,369 delivered—an increase of 79,222 and 1,003,665 respectively.

Inland parcels posted numbered 149,150, an increase of 1,091 over the previous year.

61 post-offices were established, 1 reopened, and 14 closed. The number open at the close of the year was 1,353.

There were 752 inland mail-services in operation during the year, at a cost of £26,042 3s. 1d.

The number of telegrams of all codes forwarded was 2,033,800—a decrease of 35,891, or 1·73 per cent.

In the matter of telegraph construction, 154 miles of line were erected, compared with 34 the previous year. On the 31st March last there were 5,961 miles of line, and 14,881 miles of wire, under the control of the department, exclusive of the telephone-exchange wires, the latter comprising 261 miles of poles and 4,472 miles of wire.

The net expenditure on telegraph extension amounted to £19,228 19s.

222,678 money-orders, valued at £776,783 4s. 11d., were issued, and 174,810 orders, amounting to £678,556 1s., were paid.

310,360 postal-notes were sold, representing £112,003 2s. 6d.—an increase of 33,255 in number, and £11,995 7s. in amount over 1893.

The deposits in the Post-office Savings-banks amounted to £2,252,862 6s. 11d., and the withdrawals to £2,268,624 8s. 4d.

The total sum standing to the credit of depositors on the 31st December, 1894, was £3,340,879 11s. 4d., as against £3,241,998 7s. 10d. at the end of 1893.

The telephone-exchange subscribers or connections on 31st March, 1895, numbered 4,616.

The subscriptions received amounted to £21,552 12s. 10d.

The following table and return give the numbers of offices and officers of all classes on the 31st December last :—

| Postal Districts. | Permanent Offices. | | | | | | | | Country Offices. | | | | Telephone Exchanges. | Telephone Bureaux. | Clerks and Postal Cadets.* | | Operators (including Cadets).† | | Postmasters and Officers in Charge on Permanent Staff. | Letter-carriers. | | Post-office Messengers (including those performing other duties). | Telegraph Messengers. | | Linenmen (not performing other duties). |
|-------------------|---|-------------------------------------|--------------------------------|---------------------------------------|----------------------------|----------------------------|-----------|---|--|---|-------|----------|----------------------|--------------------|----------------------------|----------|--------------------------------|----------|--|------------------|----------|---|------------------------------------|----|---|
| | Post-offices (separate Telegraph in same town). | Post-offices separate in same town. | No Post-offices in same place. | Combined Post- and Telegraph-offices. | Combined Railway | | | Post-offices (no Telephone in same town). | Post and Telephone (combined or separate). | Telephone-offices (no Post-office in same place). | Town. | Country. | | | Town. | Country. | Town. | Country. | | Town. | Country. | | | | |
| | | | | | Post and Public Telegraph. | Post and Public Telephone. | And Post. | | | | | | | | | | | | | | | | And Public Telegraph or Telephone. | | |
| | | | | | | | | | | | | | | | | | | | | | | | | | |
| Auckland | 1 | 1 | 1 | 23 | 12 | 5 | | 1 | 169 | 93 | 7 | 1 | 20 | 65 | 8 | 25 | | 44 | 19 | 7 | 3 | 14 | 19 | 9 | |
| Blenheim | .. | | 1 | 6 | .. | .. | .. | 3 | 19 | 8 | 1 | 1 | 6 | 7 | | 25 | 2 | 7 | 2 | 1 | | 2 | 2 | 3 | |
| Christchurch | 1 | 1 | | 10 | 23 | 1 | 4 | | 103 | 22 | 2 | 1 | 11 | 56 | 2 | 34 | 10 | 13 | 19 | 6 | 2 | 15 | 12 | 8 | |
| Dunedin | 1 | 1 | | 17 | 13 | 3 | | | 69 | 61 | 10 | 4 | | 57 | | 28 | | 9 | 17 | 6 | 2 | 15 | 10 | 5 | |
| Gisborne | | | | 1 | | | | 3 | 12 | 13 | | | | 4 | | 2 | | 1 | 2 | | | 3 | | 1 | |
| Greymouth | | | | 4 | | | | | 24 | 6 | | 1 | | 6 | 1 | 5 | 3 | 4 | 2 | 2 | | 3 | 4 | 2 | |
| Hokitika | | | | 3 | | | | | 23 | 7 | 2 | | | 2 | | 3 | 1 | 3 | 1 | 1 | 1 | 1 | 3 | 1 | |
| Invercargill | | | | 7 | 13 | | | | 76 | 32 | 6 | 7 | 26 | 21 | 2 | 7 | 6 | 7 | 5 | 1 | 2 | 6 | 5 | 3 | |
| Napier | 1 | 1 | | 10 | 2 | 3 | | 1 | 31 | 13 | | 1 | 1 | 20 | | 24 | 9 | 12 | 4 | 4 | 1 | 6 | 5 | 3 | |
| Nelson | | | 1 | 4 | 3 | .. | | | 14 | 22 | | | | 7 | 1 | 8 | | 6 | 3 | | 1 | 5 | 1 | 1 | |
| New Plymouth | | | | 4 | 1 | | | | 20 | 9 | | | | 5 | 2 | 4 | | 1 | 3 | 3 | | 2 | 3 | 1 | |
| Oamaru | | | | 1 | 4 | 3 | 1 | | 10 | 9 | | 1 | 10 | 5 | | 6 | | 1 | 2 | | 1 | 3 | | 1 | |
| Thames | | | | 8 | | | | | 20 | 11 | | 1 | 5 | 6 | 2 | 7 | 4 | 8 | 3 | 1 | 1 | 3 | 3 | 4 | |
| Timaru | | | | 4 | 11 | | | 1 | 31 | 3 | | 1 | | 7 | | 7 | 2 | 4 | 3 | 3 | 1 | 3 | 2 | 1 | |
| Wanganui | | | | 7 | 6 | 1 | | | 36 | 13 | 1 | 1 | 3 | 11 | 3 | 14 | 4 | 12 | 3 | 2 | 2 | 4 | 8 | 3 | |
| Wellington | 1 | 1 | | 12 | 6 | | 1 | 5 | 53 | 39 | 2 | 3 | 22 | 82 | 9 | 50 | 17 | 14 | 17 | 13 | 6 | 40 | 14 | 20 | |
| Westport | | | | 4 | .. | 2 | | | 11 | 12 | 1 | | | 4 | | 3 | | 4 | 1 | | | 3 | 2 | 1 | |
| Totals | 5 | 5 | 3 | 125 | 99 | 18 | 6 | 14 | 721 | 378 | 32 | 24 | 110 | 365 | 30 | 252 | 68 | 162 | 106 | 47 | 23 | 129 | 90 | 67 | |

*Post-office clerks, telegraph counter clerks, telephone exchange clerks, cadets in post-office, cadets not principally engaged in telegraph operating, and telegraph despatch clerks and distributors.
†Telegraph operators, clerks, and cadets principally engaged in telegraph operating.

COMPARATIVE RETURN of OFFICERS of the Post Office and TELEGRAPH DEPARTMENT for the Years 1893 and 1894.

| | 1893. | 1894. | | 1893. | 1894. |
|---|-------|-------|---|-------|-------|
| Postmaster-General | .. | 1 | Chief Postmasters | 16 | 16 |
| Secretary | 1 | 1 | Postmasters and Officers in Charge on Permanent Staff | 163 | 162 |
| Superintendent | 1 | 1 | Clerks (including Telephone Exchange Cadettes and Cadets in Post offices) | 373 | 395 |
| Assistant Secretary and Inspector | 1 | 1 | Operators (including Cadets in Telegraph offices) | 326 | 320 |
| Assistant Inspector of Post-offices .. | 1 | 1 | Country Postmasters and Telephonists | 1,086 | 1,147 |
| Sub-Inspectors of Post-offices | 2 | 2 | Letter-carriers | 141 | 153 |
| Controller of Money-orders and Savings-banks and Accountant | 1 | 1 | Messengers (Post Office) | 21 | 23 |
| Telegraph Inspectors | 3 | 3 | Linenmen .. | 62 | 67 |
| Telegraph Sub-Inspectors | 2 | 1 | Telegraph Message Boys | 212 | 219 |
| Electrician | 1 | 1 | Nightwatchmen | 2 | 2 |
| Mechanicians and Cadet | 4 | 4 | Postmasters and Telegraphists or Telephonists who are Railway officers | 133 | 135 |
| Clerks in General Post Office— | | | | | |
| Secretary's Branch | 9 | 9 | | | |
| Dead-letter Branch | 5 | 5 | | | |
| Money-order and Savings-bank Branch | .. | 20 | Totals | 2,608 | 2,709 |
| Sorters in Clearing-room | 13 | 13 | | | |
| Storekeeper and Assistants | .. | 5 | | | |

The annual Intercolonial Postal and Telegraph Conference met at Hobart on the 1st February last, at which all the colonies were represented.

The question of the telegraph-cable guarantees overshadowed all others, from the fact that Victoria had announced its determination to withdraw from the guarantee agreements, and had this been carried into effect the other colonies would have been compelled to withdraw as well. An increase in the international cable rates would have followed, while New Zealand would either have had to consent to the intercolonial cable rates being raised or become responsible for the colonies' share of the loss on the intercolonial traffic, which amounted to about £11,000 last year. But, after considerable negotiation, and on the representatives of the other colonies agreeing to the following resolution, proposed by the Postmaster-General of this colony, Victoria was prevailed upon to continue its guarantee :—

"That the several colonies agree to guarantee international revenue to the Eastern Extension Telegraph Company of £227,000 per year and to make up any loss below that amount, provided the total payment in any one year shall not exceed £10,000, and to guarantee a revenue of £20,000 on the New Zealand cable, and to make up any loss below that sum, provided the payment in any one year shall not exceed £9,000, provided always that rates not higher than those now ruling be charged by the Eastern Extension Telegraph Company during currency of such guarantee such arrangement to be from year to year, and terminable at two months' notice."

It may be explained that under the old agreements the colonies guaranteed the Eastern Extension Telegraph Company a revenue of £237,736 a year in respect of the international cable traffic, and £26,258 on the New Zealand-Sydney cable business, the company in the latter case bearing one-quarter of any loss.

The resolution was cabled to the Chairman of the company, in London, for his consideration, and he replied :—

"Desiring to meet colonies' wishes as far as possible, and believing commercial outlook improving, and consequently traffic likely increase, I believe I could induce Board and associated administrations to accept Conference proposal, provided arrangements be made for fixed period of at least five years, so as to run concurrently with subsidy agreement."

The proviso was subsequently accepted by the Conference, and the resolution amended as follows :—

"That the several colonies agree to guarantee international revenue to the Eastern Extension Telegraph Company of £227,000 per year, and to make up any loss below that amount, provided the total payment in any one year shall not exceed £10,000 and to guarantee a revenue of £20,000 on the New Zealand cable, and to make up any loss below that sum, provided the payment in any one year shall not exceed £9,000, provided always that rates not higher than those now ruling be charged by the Eastern Extension Telegraph Company during currency of such guarantee such arrangement to be for a fixed period of five years."

As the guarantee is now for a fixed term, and one of finality, it should be regarded by the colonies as satisfactory.

It was also agreed by the other colonies to share Victoria's loss on the Victorian-Tasmanian cable in the following manner :—

"That the representatives of the several colonies contributing to the guarantee have agreed to share with Victoria, as regards the Tasmanian cable, the guarantee of that colony in the usual proportion (population basis), to pay the first £1,000 of the loss in any one year, and half of any additional loss beyond the £1,000, this guarantee being in addition to the subsidy of £4,200 a year at present contributed by the Colonies of Victoria, New South Wales, Tasmania, South Australia, and West Australia."

The direct financial effect to the colonies of the new arrangement will be seen from the following table :—

TABLE showing the Estimated Contributions to the several Guarantee Funds under the New Arrangement.

| | Victoria. | New South Wales. | New Zealand. | South Australia. | Tasmania. | Western Australia. | Total. |
|---------------------------|-----------|------------------|------------------|------------------|-----------|--------------------|--------|
| | £ | £ | £ | £ | £ | £ | £ |
| Eastern Extension Company | 1,672 | 1,660 | 907 | 471 | 215 | 75 | 5,000 |
| South Australia | 669 | 665 | 361 | 189 | 86 | 30 | 2,000 |
| Tasmania | 1,717 | 1,705 | 154 | 482 | 221 | 75 | 4,200 |
| | 260 | 258 | 154 | 76 | 35 | 7 | 790 |
| New Zealand cable | 1,934 | 1,920 | {1,053 2,892} | 543 | 248 | 86 | 8,676 |
| | 6,252 | 6,208 | 5,367 | 1,761 | 805 | 273 | 20,666 |
| Present payments | 8,181 | 7,339 | 6,818 | 2,077 | 951 | 322 | 25,688 |
| Saving | 1,929 | 1,131 | 1,451 | 316 | 146 | 49 | 5,022 |

New Zealand not only secured a substantial annual saving, but found it unnecessary to propose to increase the New Zealand-Sydney cable press rates from 1d. to 1½d. per word, which had previously been determined upon. The maintenance of existing cable rates is also assured for the next five years at a much less direct cost to the colonies than was the case under former agreements.

Other important resolutions were adopted by the Conference. Among those affecting New Zealand are the following :—

Canadian Mail-service.

“That this Conference reaffirms the desirableness of establishing a four-weekly service (alternating with the San Francisco service) between Australia, New Zealand, and Vancouver, the mail-steamers calling at one main port in New Zealand and such ports in Australia as may be determined upon.”

Pacific Cable.

Considerable discussion took place on this question. The Postmaster-General of Queensland introduced the subject, and submitted the following motion :—

“That in the opinion of this Conference it is desirable that—

“(a.) The construction, working, and maintenance of a submarine cable through British territory, or under British control, from Vancouver Island to Australasia be undertaken by the Governments of Great Britain, the Dominion of Canada, and the Australasian Colonies as a joint national and public work.

“(b.) The cost of its construction, working, and maintenance to be borne in the following proportions—viz., Great Britain one-third, the Dominion of Canada one-third, and the Australasian Colonies one-third.

This was seconded *pro formâ* by the Postmaster-General of this colony, who, however, advised the withdrawal of the motion. The Postmaster-General of New South Wales then moved the following amendment, which became the substantive motion, the Postmaster-General, Queensland, withdrawing his on finding that it was not favoured by the other representatives :—

“This Conference reaffirms the desirableness of the construction of a Pacific cable to connect the Australasian Colonies and Canada, and, in view of the ascertained practicability of the scheme, respectfully urges upon the various Colonial Governments that steps be taken for the furtherance of the project at the earliest opportunity.”

The printed papers which have been laid before Parliament disclose the position of the Pacific-cable question up to the present time. Unfortunately they do not show that much progress of a practical character has been made.

The question of penny postage between the Mother-country and the colonies was disposed of by the following resolution :—

“That, while sympathizing with the desire expressed by Mr Henniker Heaton for a cheaper postage rate to and from England and the colonies, this Conference regards the present time inopportune for carrying out the proposal, and hereby decides accordingly.”

The telegraph code vocabulary lately issued by the Berne Telegraph Bureau was considered. Strong representations against its acceptance in its present form are to be made by the Colonies at the Telegraph Convention which is to meet at Buda Pesth next year.

Many other matters of a departmental nature affecting the Post and Telegraph services of the colonies were dealt with. These will be found fully set out in the printed report of the Conference proceedings already laid before Parliament.

A reciprocal agreement has been entered into between the Railway and this department, under which payment for mails conveyed by ordinary trains is to be made and on the other hand the Railway Department is to pay for postage and telegrams, and for other services performed for it by this department. For mail-conveyance a payment of £15 a mile over main lines is to be made, *plus* 3d. per mile for haulage of the post-office sorting-carriages, and £10 a mile on branch lines, which, on present mileage, amounts to £29,328 10s. per annum. Special trains will be paid for at the rate of 5s. per mile, as formerly, and for the carriage of parcel mails the payment of ½d. per pound continued. The Railway Department is to provide and maintain the post-office sorting-carriages, and the Postal officers in charge of the mails are to travel free.

For the current year the Railway pays £3,832 10s. 2d. for postage, and £11,870 14s. 3d. for telegrams also the ordinary subscription for Telephone Exchange connections (in lieu of the capital cost of the connections), the cost of maintenance of railway telegraph-wires, &c.—the total amount receivable by this office being estimated at £17,723 14s. 4d., leaving a net balance of £11,604 15s. 8d. in favour of the Railway. The payment to the Railway Department for performing the Postal and Telegraph business at combined railway post and telegraph-offices has been adjusted and increased by about £2,000 a year on the sum voted on the 1894–95 estimates. Free passes for Post and Telegraph officers have been abolished, all railway passes now being paid for at special schedule rates. The additional net payment to the Railway Department for the current year therefore amounts to about £13,900, provision for which has been made on this year's estimates. There are other services which will be treated as matters of account, and adjusted accordingly.

This arrangement with the Railway revives the question of this department being paid for work performed gratuitously for the public service generally, the value of which last year amounted to about £90,000. Were payment made, economy would follow, especially in connection with the public business transacted by telegraph.

The payment for the haulage of the railway mail-carriages with mails by the Wellington and Manawatu Railway Company has been increased from 3d. to 6d. per train-mile.

New £1 and £5 postal-notes have been brought into circulation. They are different in form to the ordinary postal-note, being somewhat like commercial bank-notes. The currency is unlimited in time, as provided by “The Post-Office Acts Amendment Act, 1893,” and the notes are payable on demand.

A new series of the postal-notes of the lower values will shortly replace those now in use. These notes will be of a more convenient size than the existing ones but, unlike the £1 and £5 notes, they will continue to be payable to any person named in the note.

A Board of Appeal has been set up under "The Post and Telegraph Department Act, 1894," to consider all appeals in connection with classification. The Board consists of four members—two appointed under the Act and two elected, one by each branch of the service. The elective members hold office for two years. The Board is to meet next month.

The Act also amends the classification schedules of the Acts of 1890 and 1891. Provision is made for officers in the sixth class, after twenty years' service, receiving two special annual increments of £10 each, bringing up the pay to £200, but without transfer from the class. A separate class has been set up for telegraph counter-clerks, and the maximum pay of assistant exchange-clerks and assistant despatch-clerks slightly raised. The Act, however, is to be read with "The Post and Telegraph Classification and Regulation Act, 1890," and the amending Act of 1891, on all matters affecting classification.

For the purpose of providing for compensation to be paid officers on their leaving the service, or, in the case of death, to their representatives, provision is made under the Acts of 1890 and 1891, and the regulations made thereunder, for the deduction of £5 per cent. per annum from salaries of officers who may have joined the service since the 13th September, 1890, no deduction, however, to be made until the salary exceeds £100 a year. This provision was brought into operation on the 1st April last year. It has now been decided to replace this compensation scheme by applying the provisions of "The Civil Service Insurance Act, 1893," to the Post and Telegraph service, and steps are being taken to carry this into effect.

The three-halfpenny letter-cards were introduced on the 1st January last, and such was the demand for them, largely for stamp-collectors' purposes, that it was impossible to keep pace with the sales for a time. The stock of the selected card becoming exhausted, a variety of different-coloured card had to be used, and on this becoming generally known the demand for the different colours was nearly as keen as it was for the original card, stamp-collectors and agents again purchasing freely. 179,650 cards were printed during the first three months, and a total of 363,409 issued for the seven months ended June last, but without fully satisfying requisitions.

The card, which is a folding one, is very tastefully designed, reflecting great credit on its designer—Mr F W Sears. The colour is light-green. On the front or address side are the words "New Zealand Letter-card," in white letters on a line background, with the Imperial coat of arms in the centre. The postage stamp is printed on the right-hand upper side, and the whole surrounded by a neat border.

On the back of the card are views of Mount Cook, Mitre Peak, Milford Sound, Lake Taupo, and Mounts Ruapehu and Tongariro, and the recently-discovered Sutherland Falls. Underneath these is shown two kiwis in a circle medallion, and a representation of the indigenous totara and rata trees forms a background to the whole. The card is produced by the half-tone engraving process.

The work of revising and bringing up to date the Post and Telegraph rules and regulations is in hand. The new edition will be issued before the close of the year.

The experiment of attaching letter-boxes to the Wellington tramcars, with the object of determining whether such posting conveniences were generally needed by the public, has been in operation for over twelve months. So far the results are not encouraging, as but a minimum use is made of the posting-boxes. Unless more general use is made of the convenience, not only will it not be extended to other large centres, but it will probably be withdrawn altogether.

The amended rates of postage on newspapers for the United Kingdom and foreign countries—*i.e.*, one penny for the first four ounces, and a halfpenny for each succeeding two ounces in weight—to which reference was made in last report, were brought into operation on the 1st January last.

A new issue of postage-stamps has been decided upon, for which designs have been invited. It is intended that each stamp shall be a representation of characteristic or notable New Zealand scenery or *genre*. Prizes of £150 and £100 will be paid for the first and second selected series of designs.

There having been no Post Office report printed prior to that dealing with the year 1859, and the records of the department having been destroyed by fire in 1887 a history of the Post Office from its earliest days in New Zealand has been much needed and frequently asked for. A narrative, covering the period from 1831 to 1858, has accordingly been prepared and will shortly be issued. Some difficulty has necessarily been experienced in bringing the material together, but a fairly-connected history, embodying the main points of interest, has been compiled from various sources. When the work is completed, the history of the New Zealand Telegraph service, from its inception, will be taken in hand.

The specifications of the new cable steamer were referred for revision to Mr. Preece, Electrician to the London Post Office Telegraphs, who has been selected to supervise the building and fitting up of the steamer. Tenders have been invited for the construction of the vessel, and, should these be reasonable, the work will be put in hand without delay.

A further re-arrangement of telegraph circuits has been made during the year, and the Blenheim office entirely relieved of the work of transmitting the traffic between the North and South Islands. Wellington has been placed in direct communication with Christchurch and Dunedin (with or without translators at Blenheim), and provision made for Christchurch and Wakapuaka working direct. Wheatstone automatic instruments have been fitted up in the Wellington and Christchurch offices. These changes have made it possible to reduce the Blenheim staff by thirty-three operators and one distributor. The introduction of the Wheatstone instruments, the duplexing of many of the principal circuits to meet an increasing traffic, and providing for ordinary vacancies, enabled the department to find positions for the whole of the officers removed from Blenheim.

The NUMBER and VALUE of CABLE MESSAGES forwarded to INTERNATIONAL COUNTRIES, to NEW CALEDONIA, and to the several AUSTRALIAN COLONIES, during 1894, are shown in the following Statement :—

| Destination. | Ordinary | | Press. | |
|----------------------|------------------|-------------|------------------|-----------|
| | No. of Messages. | Value. | No. of Messages. | Value. |
| | | £ s. d. | | £ s. d. |
| International .. | 5,963 | 21,431 6 4 | 28 | 326 13 10 |
| New Caledonia | 24 | 19 8 11 | | |
| New South Wales | 14,812 | 3,341 2 3 | 841 | 532 3 11 |
| Queensland | 998 | 350 1 11 | | |
| South Australia .. | 901 | 292 6 4 | | |
| Tasmania | 1,148 | 416 13 9 | | |
| Victoria .. | 10,352 | 2,909 10 9 | 125 | 40 7 0 |
| Western Australia .. | 515 | 204 19 3 | | |
| Total for 1894 | 34,713 | 28,965 9 6 | 994 | 899 4 9 |
| Total for 1893 | 34,407 | 28,687 12 0 | 796 | 504 9 9 |

STATEMENT of TRAFFIC over the NEW ZEALAND-SYDNEY CABLE, for the Year from the 1st May, 1894, to the 30th April, 1895.

| | |
|--|----------------|
| Amount guaranteed to Cable Company | £ 26,258 |
| Actual receipts during the year | 11,622 |
| Showing a loss to the company of .. | <u>£14,636</u> |
| Apportioned as follows :— | |
| Cable Company, one-quarter .. | 3,659 |
| New Zealand, three-quarters | 10,977 |
| | <u>£14,636</u> |
| New Zealand's three-quarter share divided :— | |
| New Zealand <i>solus</i> , one-third (= one-quarter of total loss) | 3,659 |
| Contributing colonies, including New Zealand, two-thirds (= half of total loss) .. | 7,318 |
| | <u>£10,977</u> |

The contributing colonies' proportion, divided on the basis of population :—

| | Population (Census, April, 1891). | Amount. |
|--------------------|-----------------------------------|-------------------|
| | | £ s. d. |
| Victoria | 1,140,405 | 2,447 13 7 |
| New South Wales | 1,132,234 | 2,430 2 10 |
| New Zealand .. | 620,030 | 1,330 15 8 |
| South Australia .. | 320,431 | 687 15 0 |
| Tasmania .. | 146,667 | 314 15 11 |
| Western Australia | 49,782 | 106 17 0 |
| | <u>3,409,549</u> | <u>£7,318 0 0</u> |

The general increase of international cable traffic for the year ended 30th April last made it unnecessary for the colonies to contribute to the guarantee fund, the receipts having exceeded the guarantee by £976.

STATEMENT of the INTERNATIONAL TRAFFIC on the EASTERN EXTENSION COMPANY'S EUROPEAN LINES in respect of the Cable Guarantee Fund, for the Year ended 30th April, 1895.

| | |
|--------------------------------|-------------|
| Amount guaranteed for the year | £ 237,736 |
| Actual revenue | 238,712 |
| Surplus | <u>£976</u> |

(New Zealand's share of the loss for the year ended 30th April, 1894, amounted to £1,126.)

STATEMENT of the INTERNATIONAL TRAFFIC on the EASTERN EXTENSION COMPANY'S LINES in respect of the South Australian Guarantee Fund, for the Year ended 30th April, 1895.

| | | |
|--------------------------------|---|---------------|
| Amount guaranteed for the year | £ | 37,552 |
| Actual revenue | | 36,427 |
| Loss | | <u>£1,125</u> |

Of which New Zealand's proportion is £204 11s. 8d.

New Zealand's total liabilities for the year are therefore—

| | | | | | | |
|----------------------------|--------|----|------|--------|----|----|
| | £ | s. | d. | £ | s. | d. |
| Intercolonial cable | 10,977 | 0 | 0 | | | |
| International messages | | | Nil. | | | |
| South Australian land-line | 204 | 11 | 8 | | | |
| | | | | 11,181 | 11 | 8 |

Less recoveries—

| | | | | | | |
|---|--|--|--|-------|---|---|
| From other colonies (intercolonial cable) | | | | 5,987 | 4 | 4 |
|---|--|--|--|-------|---|---|

| | | | | | | |
|---------------|--|--|--|---------------|----------|----------|
| Net liability | | | | <u>£5,194</u> | <u>7</u> | <u>4</u> |
|---------------|--|--|--|---------------|----------|----------|

The colony's net liability for the previous year was £6,234 8s. 5d.

New Zealand's outward international and intercolonial cable traffic, not including Press, for the years 1893 and 1894 was as follows:—

International,—

| | Messages. Number. | Value. £ s. d. |
|----------|----------------------|-------------------|
| 1893 | 6,114 | 20,934 0 10 |
| 1894 | 5,963 | 21,431 6 4 |
| Decrease | 151 | 497 5 6 |
| | or 2·47 per cent. | or 2·37 per cent. |

Intercolonial,—

| | Messages. Number. | Value. £ s. d. |
|----------|----------------------|-------------------|
| 1893 | 28,293 | 7,753 11 2 |
| 1894 | 28,750 | 7,534 3 2 |
| Increase | 457 | 219 8 0 |
| | or 1·62 per cent. | or 2·82 per cent. |

A net increase in 1894 of 306 messages and £277 17s. 6d. in value.

The cable Press business forwarded and received for the past four years has been:—

| Year. | Forwarded. | | | Received. | | |
|-------|------------|---------|------------|-----------|---------|-------------|
| | Number of | | Value. | Number of | | Value. |
| | Messages. | Words. | | Messages. | Words. | |
| 1891 | 837 | 45,285 | £ 932 15 8 | 2,828 | 198,935 | £ 2,739 6 0 |
| 1892 | 791 | 44,263 | 898 3 9 | 2,884 | 197,477 | 2,796 9 4 |
| 1893 | 796 | 57,390 | 504 9 9 | 2,883 | 202,170 | 1,540 17 10 |
| 1894 | 994 | 103,366 | 899 4 9 | 3,033 | 203,326 | 1,179 13 7 |

NOTE.—The intercolonial-cable Press rate was reduced from 3d. to 1d. per word on the 1st April, 1893.

POST OFFICE.

The number of letters, post-cards, books and pattern-packets, and newspapers delivered and posted during the year, compared with the number dealt with in 1893, was as under:—

| | 1894. | 1893. | Increase. |
|-------------------------------------|------------|------------|-----------|
| Letters—Delivered | 27,344,369 | 26,340,704 | |
| Posted | 25,823,967 | 25,744,745 | |
| | 53,168,336 | 52,085,449 | 1,082,887 |
| | | | Decrease. |
| Post-cards—Delivered | 1,297,894 | 1,309,568 | |
| Posted | 1,248,819 | 1,387,542 | |
| | 2,546,713 | 2,697,110 | 150,397 |
| Books and pattern-packets—Delivered | 6,682,936 | 7,611,279 | |
| Posted | 6,900,049 | 6,548,789 | |
| | 13,582,985 | 14,160,068 | 577,083 |
| Newspapers—Delivered | 10,483,655 | 10,699,299 | |
| Posted | 8,787,935 | 8,856,731 | |
| | 19,271,590 | 19,556,030 | 284,440 |

The letters increased 2·08 per cent., the post-cards decreased 5·58, the books and pattern-packets 4·08, and the newspapers 1·45 per cent. The decrease in the last-mentioned items is attributed to the fact that the returns for 1893 were exceptionally favourable.

The increase in 1893 was—Letters 2·91, post-cards 4·90, books and pattern-packets 6·60, and newspapers 5·38 per cent.

The average number of letters posted per head of population was estimated to be 38·02, in 1893 the average was 38·93.

The Post Office revenue for the financial year 1894–95 was £247,437 11s., as against £231,480 12s. the previous year an increase of £15,956 19s., or 6·89 per cent.

The expenditure during the year was £164,180 0s. 9d., compared with £170,053 3s. 5d. for 1893–94. The lesser expenditure, it may be explained, was due to the fact that £6,976, conveyance of mails by sea, could not be finally charged, and several other payments, owing to the last day of the financial year falling on a Sunday, could not be made, within the year. The revenue was £83,257 10s. 3d. more than the expenditure.

The estimated value of the free official correspondence was £59,074 10s. 2d. The total estimated value of the earnings of the Post Office business may therefore be put down at £306,512 1s. 2d., leaving a credit balance of £142,332 0s. 5d. on the year's business after deducting the expenditure.

£6,095 6s. 6d. Customs duties were collected upon articles received from beyond the colony through the post.

£1,496 10s. were received for the sale of game-licenses.

Goldfields revenue amounted to £57 16s., and £755 10s. in fees for the sale of miners' licenses, were received on behalf of the Mines Department.

Renewal premiums to the amount of £23,575 9s. 2d. were collected from policy-holders of the Government Insurance Department.

Income-tax, £52,834 14s. 1d., and £211,021 15s. 7d. land-tax, were paid at post offices during the year.

The fees collected under the Live-stock Acts reached a total of £17,623 6s.

Machinery fees amounting to £4,050 were received.

Receipts on behalf of the Public Trust Office amounted to £118,694 12s. 7d., and the payments to £119,149 12s. 10d.

The fees collected for registration of births, deaths, and marriages were £1,819 0s. 9d.

Fees on account of Hospitals and Charitable Aid, under the Licensing Act, for the Government Printer, for gum-licenses, public baths, Miners' Guides, and oyster licenses were also collected.

Payments on behalf of the Treasury to the extent of £381,307 5s. 4d. were made.

The gross receipts for the year were Departmental, £4,364,311 8s. 3d., on account of other departments, £821,954 0s. 2d. total, £5,186,265 8s. 5d.

The payments were Departmental, £4,296,318 10s. 4d., for other departments, to individual claimants, £515,134 19s. 1d. and to Government accounts, £327,807 19s. 4d. total, £5,139,261 8s. 9d.

The gross receipts and payments were therefore £10,325,526 17s. 2d.

To the work of the Post Office has been added that of the receipt and payment of moneys under the Advances to Settlers and New Zealand Consols Acts. The work in connection with the former has already assumed large proportions.

During the year 1,112 visits of inspection of post-offices were made by the Inspectors. The distance travelled was 17,922 miles.

It is with regret that the death of Mr John Grubb, Assistant Inspector of Post-offices, which took place at Auckland on the 19th of May last, has to be recorded. Mr. Grubb joined the department on the 1st of August, 1863. He was conscientious and painstaking, and gave the department practical evidence throughout his long service of thorough earnestness in his work.

Letter-carriers' deliveries were established at Auckland (extra delivery in principal streets at 3.5 p.m.), Carterton, Danvirke, Devonport (second daily delivery to include more populous parts), Dunedin (delivery of letters and telegrams by subsidized carrier from Green Island and Abbotsford), Otaki, Pahiatua, Waipawa, Woodville.

Letter-carriers' deliveries were extended at Christchurch—Addington delivery to Halkett Street and upper part of Wilderness Road, Gore—to south side of Toronto Street, Invercargill—suburban delivery in South Invercargill Otahuhu (subsidized)—to include the whole district, Palmerston North—to extend over the whole borough Port Chalmers—to include part of Mansfordtown, Timaru—to include Sandietown.

The delivery was altered at Rangiora—the half-holiday changed to Thursday.

Sixty-one post-offices were established, one reopened, and fourteen closed during the year, as under :—

Opened.

Adelaide Road, Wellington.
Akatore, Dunedin.
Ashwick Flat, Timaru.
Belfield, Timaru.
Blackball Mine, Greymouth.
Castle Hill, Christchurch.
Chasland's, Invercargill.
Copper Creek, Hokitika.
Cromarty, Invercargill.
Domett, Christchurch.
Glenledi, Dunedin.
Gordon, Thames.
Hastwell's, Wellington.
Heatherlea, Wellington.
Hellyer's Creek, Auckland.
Hohoura, Auckland.
Houipapa, Dunedin.
Kennedy's Bay, Auckland.
Kimihi, Auckland.
Kiwihea, Wellington.
Kumara Junction, Hokitika.

Lowcliffe, Christchurch.
Maharaha East, Napier.
Mangaeturoa, Wanganui.
Mangatoki, Wanganui.
Maraetaha, Napier.
Maramara, Auckland.
Marohema, Wanganui.
Mataura Island, Invercargill.
*Maunganui Bluff, Auckland.
Moana, Greymouth.
Morere, Napier.
Ness Valley, Auckland.
Newstead, Auckland.
Ohakune, Wanganui.
Ohura, Auckland.
Ongaruhe, Auckland.
Otaihape, Wanganui.
Otataru, Invercargill.
Packington, Auckland.
Paradise, Auckland.
Plimmerton, Wellington.

Pohokura, New Plymouth.
Popotunoa, Dunedin.
Port Robinson, Christchurch.
Raetihi, Wanganui.
Rowan, New Plymouth.
Seddonville, Westport.
Silverhope, Wanganui.
Strathmore, New Plymouth.
Tahakopa, Dunedin.
Te Roti, Wanganui.
Te Tua, Invercargill.
Te Uku, Auckland.
Three-channel Flat, Westport.
Torere, Thames.
Waiau Pah, Auckland.
†Waikiekie, Auckland.
Waikonini, Napier.
Wairamarama, Auckland.
Woodhill, Auckland.
Uruti Road, New Plymouth.

* Name of original office at Maunganui Bluff changed to Opanake, and a new office established called Maunganui Bluff.

† Name of original office at Waikiekie changed to Ruarangi, and a new office established called Waikiekie.

Closed.

Awahou, Auckland.
Big Bay, Invercargill.
Copper Creek, Hokitika.
Eastown, Wanganui.
Heatherlea, Wellington.

Horowhenua, Wellington.
Oaonui, New Plymouth.
Ohura, Auckland.
Onepoto, Napier.
Patoka, Napier.

Puhipuhi, Auckland.
Rewiti, Auckland.
Ru Point, Auckland.
Sandietown, Timaru.

The total number of post-offices open at the close of the year was 1,353.

The designations of offices were changed as follows Hellyer's Creek to Birkdale, Maunganui Bluff to Opanake, One to Oue, and Waikiekie to Ruarangi, all in the Auckland district.

A Government Insurance agency was established at the Cheviot Post-office.

Twenty newspapers were registered for transmission by post. Thirteen ceased publication during the year

Twenty-five receiving-boxes were established at Auckland, 2, Carterton, 1, Danevirke, 2; Dunedin, 1, Epsom (Auckland), 1 Feilding, 1, Greytown North, 1, Kaikoura, 1, Kaitangata, 1, Karori (Wellington), 1, Maraenui (between Omaio and Opotiki), 1, Marton, 1, Napier, 1, Newmarket (Auckland), 1 Pahiatua, 1, Palmerston North, 5 Parnell (Auckland), 1, Port Chalmers, 1, St. Alban's (Christchurch), 1.

Five receiving-boxes were closed at Auckland, 2, Napier, 1 Reefton, 1, Wellington, 1

There were 343 pillar wall, and lamp-post receivers at the end of the year.

9,628, 385 letters, 458,157 post-cards, 1,773,479 books, circulars, &c., and 2,563,892 newspapers were delivered by letter-carriers.

PARCEL-POST.

The following table shows the total number and the weight of inland, intercolonial, United Kingdom, and foreign parcels posted during the years 1890, 1892, 1893, and 1894:—

| Postal Districts. | 1890. | | 1892. | | 1893. | | 1894. | |
|-------------------|---------|------------|---------|-------------|---------|-----------|---------|------------|
| | Number. | Weight. | Number. | Weight. | Number. | Weight. | Number. | Weight. |
| | | lb. oz. | | lb. oz. | | lb. oz. | | lb. oz. |
| Auckland | 21,882 | 57 912 10 | 31,699 | 86,125 10 | 31 733 | 92,885 11 | 30,900 | 87 497 1 |
| Thames | 1 491 | 3,661 8 | 1 769 | 4,385 11 | 1 879 | 4 614 4 | 1,849 | 4,917 6 |
| New Plymouth | 1 007 | 2,674 3 | 1 463 | 4,903 12 | 1 795 | 4,592 2 | 2,275 | 5,771 2 |
| Gisborne | 938 | 2,570 6 | 1 103 | 3,310 6 | 1 167 | 3,427 8 | 1,186 | 3 620 7½ |
| Napier | 6,265 | 17,075 14 | 6 675 | 20,779 2 | 7 739 | 22,442 7 | 7 916 | 23 708 6 |
| Wanganui | 4,035 | 9,563 8 | 4,892 | 13,352 15 | 5,074 | 14,271 11 | 4,913 | 13,836 10 |
| Wellington | 25 893 | 74,544 2 | 32,677 | 111 365 13 | 35,813 | 120,554 5 | 38,519 | 129 916 11 |
| Nelson | 4,723 | 13,370 7 | 4 574 | 14,282 5 | 4,628 | 14,120 1 | 5,061 | 15,846 10 |
| Westport | 1,077 | 2,332 4 | 1 276 | 3,086 13 | 1,286 | 3 488 15 | 1,482 | 3 694 8 |
| Greymouth | 2,509 | 6,243 13 | 2,634 | 6,710 10 | 2,472 | 6,563 3 | 2,310 | 6,331 12 |
| Hokitika | 1,413 | 3,924 5 | 1 705 | 4,593 12 | 1 773 | 5,369 0 | 1,500 | 4,901 10 |
| Blenheim | 1,846 | 4,357 11 | 2,108 | 5,151 1 | 2,083 | 5,534 4 | 1 978 | 5,291 0 |
| Christchurch | 19,383 | 58 708 4 | 23,804 | 76,804 0 | 23,976 | 76 976 5 | 23,755 | 79 495 9 |
| Timaru | 2,013 | 4 774 8 | 2,329 | 5,665 6 | 1 979 | 4 934 0 | 1 874 | 4,791 8½ |
| Oamaru | 859 | 2,123 3 | 872 | 2,239 0 | 971 | 2,252 4 | 862 | 2,134 0 |
| Dunedin | 22,500 | 65,329 13 | 24,813 | 76,774 3 | 25,073 | 84,204 9 | 25 356 | 81,667 6 |
| Invercargill | 3,458 | 7,477 5 | 3,656 | 9,356 8½ | 3 887 | 10,533 12 | 3 961 | 10,620 12½ |
| Totals | 121,292 | 336,643 12 | 148,049 | 448,886 15½ | 153,328 | 476,764 5 | 155,697 | 484,042 7½ |

The postage collected amounted to £8,907 13s. 2d., compared with £8,600 3s. 11d. collected in 1893.

The number of inland parcels posted was 149,150, compared with 148,059 in 1893.

The increase in the number of inland parcels posted against the number posted in 1893 was 1,091, or 0.74 per cent., compared with an increase of 4,546, or 3.17 per cent., in 1893 over 1892.

The parcel-post system has been extended to British Central Africa, British New Guinea, Dutch Guiana, Dutch West Indies, Norfolk Island, and Persia.

The postage on parcels to the following countries has been reduced Bechuanaland, Cape Colony, Congo Free State, Luxemburg, Natal, Orange Free State, Transvaal, Bulgaria, Egypt, German East Africa, Jeddah, Mauritius, Montenegro, Roumania, Servia, Togo, and Uruguay

Negotiations for the direct exchange of parcels with the following countries are now proceeding Ceylon and adjacent countries (this will shorten the routes to a large number of countries the parcels for which have now to be sent *via* London), France and French colonies (including New Caledonia and Tahiti), by French packets, Uruguay (parcels for South American offices will be conveyed by the direct steamers and landed at Monte Video *en route* to London), Canada and American countries with which Canada has parcel exchanges, Hongkong and Chinese offices having parcel exchanges with Hongkong, and Hawaiian Islands.

Another endeavour has been made to obtain parcel exchanges with the United States, but without success.

It is intended to reduce the parcel rates to the United Kingdom from 1s. 6d. for the first two pounds and 9d. for each succeeding pound to 1s. for the first pound and 6d. for each succeeding pound. The reduction will probably take effect on the 1st February next.

The following table gives the number of parcels exchanged with the United Kingdom and foreign countries *via* London and the Australian Colonies during the years 1893 and 1894 :—

| Country. | Number of Parcels. | | | |
|--|--------------------|--------|-------------|-------|
| | Received. | | Despatched. | |
| | 1893. | 1894. | 1893. | 1894. |
| United Kingdom and foreign offices <i>via</i> London | 13,586 | 13,147 | 2,962 | 3,325 |
| Victoria | 2,722 | 2,560 | 1,209 | 1,246 |
| New South Wales | 575 | 2,225 | 399 | 1,075 |
| Queensland | 163 | 141 | 173 | 205 |
| South Australia | 219 | 215 | 142 | 170 |
| Tasmania .. | 184 | 144 | 274 | 279 |
| Western Australia .. | 29 | 52 | 75 | 95 |
| Samoa | 11 | 21 | 11 | 72 |
| Tonga | 2 | | 7 | 12 |
| Rarotonga | 9 | 15 | 5 | 45 |
| Ceylon .. | 23 | 25 | 6 | 19 |
| Straits Settlements .. | 20 | 22 | 6 | 4 |
| Totals | 17,543 | 18,567 | 5,269 | 6,547 |

The declared value of the parcels received from places outside the colony was £27,601 14s. 1d. The Customs duty collected amounted to £5,340 7s. 4d.

In 1893 the declared value was £27,941 5s., and the duty £5,279 2s. 1d.

The declared value of parcels despatched to places beyond the colony was £7,037 4s. 1d., as against £4,860 4s. 8d. in 1893.

OFFICIAL CORRESPONDENCE.

The estimated value of official or free correspondence for the year is given in the statement below :—

| Postal Districts. | Letters. | Books. | Value. | Postal Districts. | Letters. | Books. | Value. |
|-------------------|------------|-----------|-------------|-------------------|-----------|------------|-------------|
| | lb. oz. | lb. oz. | £ s. d. | | lb. oz. | lb. oz. | £ s. d. |
| Auckland | 10,043 11½ | 10,906 7½ | 2,912 16 0 | Hokitika | 1,600 4 | 510 0 | 437 7 2 |
| Thames | 2,069 10 | 2,611 14 | 607 2 3 | Blenheim | 2,301 10 | 4,220 0 | 704 5 0 |
| New Plymouth | 3,360 12 | 16,200 0 | 1 233 18 0 | Christchurch | 10,434 2 | 19,623 8 | 3,191 5 1 |
| Gisborne | 1,704 0 | 2,725 0 | 511 3 5 | Timaru | 2,527 6½ | 1,034 9 | 695 16 8 |
| Napier | 6,915 12 | 7 112 0 | 1 993 3 4 | Oamaru | 1,595 12 | 1,650 0 | 454 18 2 |
| Wanganui .. | 7,023 0 | 9,050 0 | 2,064 16 2 | Dunedin | 12,551 0 | 7,491 0 | 3,504 11 2 |
| Wellington | 121,046 11 | 219,340 0 | 38,256 15 0 | Invercargill | 3,670 2 | 2 185 8 | 1,024 18 7 |
| Nelson | 1,059 2 | 9,250 0 | 475 8 2 | | | | |
| Westport | 2,140 0 | 2,450 0 | 521 14 2 | | | | |
| Greymouth | 1,405 9 | 5,269 4 | 484 11 10 | Totals | 191,448 8 | 321,629 2½ | 59,074 10 2 |

The estimated value for 1893 was £63,838 17s. 9d.

DEAD LETTERS.

The number of unclaimed letters received and disposed of during the under-mentioned years is shown in the following table :—

| Manner of Disposal. | 1884. | 1885. | 1886. | 1887. | 1888. | 1889. | 1890. | 1892. | 1893. | 1894. |
|--|--------|--------|---------|--------|--------|--------|--------|--------|--------|--------|
| Opened and returned to the writers | 68,942 | 66,592 | 66,729 | 62,847 | 55 118 | 62,654 | 60,540 | 63,483 | 62,209 | 61,745 |
| Returned unopened to other countries | 9,134 | 8,115 | 8,359 | 7,287 | 6,892 | 6,220 | 7 779 | 7,751 | 8,255 | 8,941 |
| Reissued | 107 | 185 | 251 | 96 | 88 | 92 | 141 | 128 | 160 | 130 |
| Destroyed | 3,986 | 2,872 | 6,600 | 5,974 | 5,246 | 4,340 | 2,660 | 2,092 | 2,941 | 4,725 |
| Returned unopened by Chief Postmasters | 17,593 | 19,187 | 21 144 | 20,185 | 19,963 | 21,164 | 21,931 | 19,909 | 23,115 | 22,042 |
| Totals | 99,762 | 96,951 | 103,083 | 96,389 | 87,307 | 94,470 | 93,051 | 93,363 | 96,680 | 97,583 |

The unclaimed letters dealt with show an increase of 0·93 per cent. compared with the number disposed of the previous year.

The proportion of dead or unclaimed letters to the total number of letters posted in the colony was 0·36 per cent.

The number of missing-letter inquiries to the total number of letters posted was in the proportion of 1 to 20,003.

24,400 book-packets and circulars were returned to foreign countries, 32,691 were returned to senders through the Dead Letter Office, 20 were reissued, and 20,667 were returned by Chief Post-masters a total of 77,778 book-packets and circulars, against 68,899 in 1893.

635 newspapers were returned to the publishers.

The under-mentioned articles of value were found in letters opened in the Dead Letter Office, and returned to the senders where practicable :—

| | £ | s. | d. |
|------------------------|-------|----|----|
| 203 post-office orders | 499 | 15 | 1 |
| 36 bank drafts | 4,174 | 11 | 5 |
| 162 cheques | 1,220 | 4 | 5 |
| 4 dividend warrants | 13 | 13 | 8 |
| 7 promissory notes | 201 | 10 | 5 |
| Postal-notes | 61 | 2 | 4 |
| Stamps | 22 | 8 | 11 |
| Bank-notes | 128 | 0 | 0 |
| Gold | 7 | 0 | 0 |
| Silver and copper | 2 | 13 | 4 |

Representing a total of .. £6,330 19 7

In addition, 3 gold watches, 7 silver watches, 1 waterbury watch, 3 silver-plated butter knives, 3 gold studs, 3 gold rings, 1 gold ring with stones, 1 hair ring, 1 silver match-box, gold pin and neckties, 2 gold sleeve-links, 2 imitation diamonds, 2 pairs spectacles, 5 silk handkerchiefs, 1 silk handkerchief and seeds, silk handkerchief and photograph, 18 handkerchiefs, 2 silver brooches, 2 gold brooches, 1 bangle, 4 small gold nuggets, 2 pieces greenstone, 2 watch-chains, 1 locket, 1 silver pendant, 1 shell pendant, chain and ring, 1 silver scent bottle, 2 seals gold-mounted, 1 leather purse, 1 pawn ticket, half of £1 note, 1 silk tie, 1 Tattersall's ticket (New-market Handicap), 3 sweep-tickets (2 for 5s., 1 for £1), steerage tickets—1 Sydney to Auckland, 1 Wellington to Timaru, 1 Sydney to Lyttelton, 1 Sydney to Dunedin, N S.S. Company's ticket Paeroa to Auckland, passage ticket San Francisco to Lyttelton, 10 sheets and 1 packet of foreign postage-stamps.

1,173 unclaimed registered letters were dealt with.

1,780 newspapers and 1,136 books and other articles without addresses were received, a considerable number of which were subsequently applied for and delivered.

291 letters were posted without addresses.

5 letters and 1 book with libellous addresses were intercepted.

876 letters were wrongly addressed.

2,938 letters were refused by the addressees.

22 letters were discovered to have been posted with previously-used stamps.

REGISTERED LETTERS.

The number of registered letters dealt with in 1894, compared with the numbers in 1885, 1890, and 1893, is shown below :—

| Postal Districts. | 1885. | | | 1890. | | | 1893. | | | 1894. | | |
|-------------------|--------------------------------|---------------------------|---------|--------------------------------|---------------------------|---------|--------------------------------|---------------------------|---------|--------------------------------|---------------------------|---------|
| | From Places beyond the Colony. | Registered in the Colony. | Totals. | From Places beyond the Colony. | Registered in the Colony. | Totals. | From Places beyond the Colony. | Registered in the Colony. | Totals. | From Places beyond the Colony. | Registered in the Colony. | Totals. |
| Auckland | 5,890 | 22,124 | 28,014 | 7 119 | 34,398 | 41,517 | 8,485 | 45 795 | 54,280 | 11,446 | 58,032 | 69,478 |
| Thames | 205 | 2,879 | 3,084 | 130 | 4,781 | 4,911 | 223 | 4,674 | 4,897 | 178 | 5 199 | 5,377 |
| New Plymouth | 675 | 2,876 | 3,551 | 341 | 3,372 | 3,713 | 286 | 6,425 | 6,711 | 360 | 7 180 | 7 540 |
| Gisborne | 108 | 922 | 1,030 | 118 | 2,120 | 2,238 | 131 | 7,521 | 7,652 | 199 | 3,319 | 3,518 |
| Napier | 892 | 5,453 | 6,345 | 999 | 10,911 | 11 910 | 895 | 15,136 | 16,031 | 833 | 16,802 | 17 135 |
| Wanganui | 283 | 4,500 | 4,783 | 211 | 6,060 | 6,271 | 584 | 11 761 | 12,345 | 689 | 11 753 | 12,442 |
| Wellington | 4,757 | 19,218 | 23,975 | 6,129 | 30,369 | 36,498 | 7,577 | 47,823 | 55,400 | 7 715 | 50,463 | 58,178 |
| Nelson | 559 | 2,432 | 2,991 | 322 | 3,430 | 3,752 | 330 | 4,559 | 4,889 | 268 | 5,726 | 5,994 |
| Westport | 45 | 1,438 | 1,483 | 112 | 3,254 | 3,366 | 108 | 3,481 | 3,589 | 129 | 2,977 | 3,106 |
| Greymouth | 125 | 2,335 | 2,960 | 102 | 8,879 | 8,981 | 389 | 9,059 | 9,448 | 299 | 6,866 | 7 165 |
| Hokitika | 173 | 1 907 | 2,080 | 95 | 2,579 | 2,674 | 106 | 3,687 | 3 793 | 70 | 4,060 | 4,130 |
| Blenheim | 181 | 1 413 | 1,594 | 92 | 3 193 | 3,285 | 159 | 3,357 | 3,516 | 101 | 3,624 | 3,725 |
| Christchurch | 3 717 | 13,678 | 17,395 | 3,659 | 20,404 | 24,063 | 4,544 | 28,515 | 33,059 | 4,480 | 24 944 | 29,424 |
| Timaru | 440 | 3 153 | 3,593 | 312 | 3,551 | 3,863 | 306 | 3,994 | 4,300 | 186 | 3,898 | 4,084 |
| Oamaru | 316 | 1,947 | 2,263 | 278 | 2,505 | 2 783 | 257 | 2,712 | 2 969 | 147 | 2,515 | 2,662 |
| Dunedin | 5,645 | 12,737 | 18,382 | 4,615 | 19,696 | 24,311 | 5,035 | 23,668 | 28,703 | 5,187 | 23,554 | 28,741 |
| Invercargill | 1,614 | 6,661 | 8,275 | 1,740 | 9,819 | 11,559 | 3,044 | 16,001 | 19,045 | 2,199 | 14,279 | 16,478 |
| Totals | 25,625 | 106,173 | 131 798 | 26,374 | 169,321 | 195,695 | 32,459 | 238,168 | 270,627 | 34,486 | 244,691 | 279,177 |

INLAND MAIL-SERVICES.

The following are the particulars of the several inland mail-services in operation during the year :—

| | |
|----------------------------------|-----|
| Performed by coach and mail-cart | 260 |
| Performed on horseback | 303 |
| Performed on foot | 65 |
| Performed by water | 40 |
| Performed by railway | 84 |

Total number of services .. 752

| | |
|---------------------------------|-----------------|
| Aggregate mileage | 11,517 |
| Total number of miles travelled | 3,951,569 |
| Cost to the department | £26,042 3s. 1d. |
| Average cost per mile | 1·58d. |
| The total cost in 1893 was | £28,547 5s. 6d. |
| And the cost per mile | 1·76d. |

The following services were established during the year :—

Auckland—

As required Rotorua Post-office and Railway-station.

Daily : Newstead Post-office and Railway-station.

Thrice weekly Birkenhead and Birkdale.

Twice weekly Opanake and Maunganui Bluff.

Weekly Clevedon and Ness Valley, Kaipara Flats and Tauhoa, Maungatawhiri and Maramarua, Onewhero and Wairamarama, Puketutu and Ohura, Puketutu and Ongarue, Rotorua, Atiamuri, Wairakei, and Taupo (making twice-weekly mail), Tokatea and Kennedy's Bay, Waiuku and Packington.

Christchurch—

Thrice weekly Hinds and Lowcliffe.

Quarterly Lyttelton and Chatham Islands (renewal)

Dunedin—

Twice weekly Kyeburn and Naseby (extension of Palmerston and Kyeburn) Milton, Akatore and Glenledi.

Weekly Clinton and Popotunoa Ratanui and Houipapa, Ratanui and Tahakopa.

Gisborne—

Weekly Poututu, Whakarau, and Motu Village (extension of Gisborne-Motu service).

Greymouth—

As required Greymouth, landing and shipping mails at night.

Twice weekly Blackball and Blackball Mine, Teremakau Post-office and Railway-station.

Hokitika—

Daily Kumara, Callaghan's, Goldsborough, Stafford, Three Mile, and Hokitika.

Twice weekly Kumara, Stafford, and Goldsborough.

Weekly Hokitika and Kanieri (additional mail on Saturday evening).

Invercargill—

Twice weekly Invercargill and Otatara.

Thrice weekly Maitara Island and letter-box on Wyndham-Fortrose Road.

Weekly Bluff and Half-moon Bay (renewal) Orepuki and Te Tua Waikawa Valley and Chasland's.

Monthly Invercargill or Bluff and Puysegur Point, and subsequently extended to Cromarty

Ten times yearly Half-moon Bay and Port Pegasus.

Napier—

Thrice weekly Maharahara and Maharahara East.

Weekly Ongaonga-Wakarara (re-established).

Fortnightly Nuhaka, Morere, and Maraetaha.

New Plymouth—

Thrice weekly Stratford and Toko (making daily mail)

Twice weekly Stratford and Rowan.

Weekly Toko, Strathmore, and Pohokura, Urenui and Uruti Road.

Thames—

Twice weekly Shaftesbury and Gordon, Te Aroha, Waiorongomai, Shaftesbury, and Gordon.

Timaru—

Twice weekly Fairlie and Ashwick Flat.

Wanganui—

As required Waitotara Post-office and Railway-station.

Daily Wanganui and Te Roti, Silverhope Post-office and Railway-station.

Four times weekly Ball Road Railway-station and Hurleyville.

Twice weekly Manaia, Kapuni, and Kaponga.

Weekly Kaimanuka and Marohema Moawhango and Te Horo Ratapapa and Bald Hill.

Wellington—

Daily : Feilding and Kiwitea, Wellington and Plimmerton.

Thrice weekly Mangamahoe and Hastwell's Pohangina and Pohangina Township.

Westport—

Thrice weekly Westport and Seddonville Westport and Three-channel Flat.

Weekly Inangahua Junction and Lyell.

The frequency of the following services was increased :—

Auckland—

Twice to thrice weekly Marsden Point and Waipu.

Christchurch—

Weekly to twice weekly Waipara, Motonau, Domett, and Cheviot.

Dunedin—

Three to five times weekly Hyde, Kyeburn, and Naseby

Twice to thrice weekly Hyde, Kyeburn, Naseby, Wedderburn, &c., on to Clyde.

Weekly to twice weekly Owaka, Tahatika, and Purekireki.

Invercargill—

Once to twice weekly Te Anau and Mararoa (during summer).

Oamaru—

Thrice weekly to daily Georgetown Post-office and Railway-station.

Wanganui—

Thrice weekly to daily Mangaonoho and Ohingaiti.

Twice to thrice weekly Wanganui and Hunterville.

Once to twice weekly Mangaonoho and Tokaanu (during summer).

Wellington—

Once to thrice daily Woodville and Pahiatua.

The following services were reduced in frequency :—

Greymouth—

Twice to once weekly Greymouth and Clonmore.

Invercargill—

Twice to once weekly Te Anau and Mararoa (during winter)

The following services were abolished :—

Auckland—

Hikurangi and Puhipuhi, Lichfield and Taupo, Puketutu and Ohura Tarukenga and Rotorua Whitianga and Tairua.

Christchurch—

Cheviot and Waipara (Saturday service, one way only), Winslow and Lismore.

Dunedin—

Pembroke, Omarama, and Lake Pukaki.

Thames—

Gordon and Shaftesbury, Puriri and Nevesville Tauranga and Te Puke Te Aroha, Waiorongomai, and Shaftesbury

Timaru—

Timaru and Sandietown.

Wanganui—

Hawera and Meremere, Manaia and Kapuni.

Wellington—

Feilding and Kiwitea, Foxton and Kereru.

The extension of the railway to Jackson's, Rotorua, and Hyde admitted of an acceleration in the delivery of the mails conveyed by these lines, and increasing the frequency of the more important of the mail-services branching from Hyde.

The biennial tenders closed in October last. The tendering resulted in a slight increase of the cost of the general services. Several new services were provided for, the frequency of others increased, while many were re-arranged in order to keep pace with extended settlement.

BUILDINGS.

The new offices at Ahaura, Pahiatua, Hawera, and Tapanui have been completed, and portable offices have been provided at Colyton, Taueru, Alfredton, and Lowburn Ferry

The following works have also been carried out Additional gas- and water-services, Auckland office, and gas-fittings generally, renewed concrete floor laid in letter-carriers' room, new fittings, Chief Post-office, Christchurch repairs, &c. Chief Post-office, Dunedin lineman's workshop and battery-room, Invercargill office, additions and repairs, Herbertville office additions, Postmaster's residence, Manaia repairs and painting, Opunake building Rotorua building renovated and painted, improved drainage and ventilation, Timaru building, alterations, Temuka office, repairs and drainage, Westport building, additions, Postmaster's residence, Waiapu, additions and alterations, Palmerston North office repairs, White's Bay cable-building, additions, Alexandra South office, repairs, &c., Arrowtown office water laid on, Blenheim office alterations, &c. Masterton office, repairs, &c., Nelson office alterations and additions, Waitotara office (recently purchased) rebuilding Kaikora North office, repairs and alterations, Rawene office alterations, public lobby, Kaitangata additions and repairs, Takaka office, fencing at Waipawa.

The erection of new offices at Queenstown and Cheviot is in hand, and the new building at Stratford is to be proceeded with immediately

The additions and repairs to the Wanganui and Gisborne offices have been completed.

OCEAN MAIL-SERVICES.

The San Francisco service has been renewed for three years from November 1894, in terms of the following resolutions approved by the House of Representatives last session :—

"Resolved—1. That this House empowers the Government to arrange for a renewal of the San Francisco mail-service for a period not exceeding three years.

"2. That the basis of the payment for conveyance of mails from New Zealand shall be a rate of 11s. per pound on the net weight of the letters conveyed.

3. That all payments or contributions from Great Britain or other countries shall be receivable by the contractors, the colony's direct liability to be for payment of its outward letters only.

"4. That at least one New Zealand steamer in three shall be employed.

"5. That the time between San Francisco and New Zealand shall not exceed twenty days. The port of call in the colony to be Auckland or Wellington, at the option of the contractors. No bonus to be paid for early arrival, and penalties, at the rate of £4 an hour, to be enforced only when late delivery exceeds forty-eight hours.

"6. That all the provisions of the existing agreement, where not at variance with the foregoing provisions, shall be applicable to any new contract made under this authority "

The London Post Office agreed to continue its payments in aid of the service until 1897 and the subsidy of £4,000 a year now paid by the Government of New South Wales is also to be continued, subject to the amount being annually appropriated by Parliament.

The contractors decided that Auckland should be the port of call, as heretofore.

Before renewing the contract, inquiries were made as to the possibility of reducing the time between Auckland and San Francisco, but, as the contractors required an additional £15,000 a year to shorten the time by a day, their offer was not entertained.

An improved class of steamer is needed for this service, and the contractors express their desire to replace the present vessels by larger, swifter, and better-equipped boats if granted a contract for five or seven years. They point out that the policy of Government in renewing the service from year to year only, or for two or even three years, precludes the expenditure of the large amount of capital required to construct or secure vessels of the class essential to improve the line so as to make it a really first-class one both for mails and passengers. This is no doubt correct, and, as the question is one of more than ordinary importance to the colony, it should receive early consideration. At present the superior class of ships employed in the Eastern services is attracting a considerable proportion of the passenger-traffic which would be secured by the San Francisco line were better steamers employed.

The position of the Vancouver service is much as it was shown to be in last report. Government, however, has definitely decided not to support the service unless the main boats call at New Zealand, but is prepared to recommend Parliament to vote £20,000 a year for a term of years to secure connection with Canada by the main steamers, and thereby obtain, with the San Francisco line, a fortnightly Pacific service. An offer was made by the contractors for the San Francisco service to extend their service to Vancouver for £10,000 a year, but, after full consideration, it was considered inadvisable to entertain the proposal. Connection with Canada, especially in the interests of trade, to secure the support of the Canadian Government, must be by an independent line of steamers.

The very general labour strikes which occurred in the United States last year, and which culminated in the temporary interruption of railway communication between New York and San Francisco, fortunately resulted in delay to one month's mails only—those despatched from Auckland on the 16th June by the "Monowai," which reached San Francisco on the 7th July, two days late. The worst effects of the railway strike had then passed over, although direct communication between San Francisco and New York had not been re-established. It was therefore decided to forward the "Monowai's" mails the following morning by the steamer "Columbia," to Portland, thence by the Great Northern Railway to Chicago, *via* Seattle and St. Paul's. This was accomplished in due course, and the mails reached New York on the 17th July. They were forwarded the following day to Southampton by the steamer "Paris," and reached London on the 26th—eight days late.

The "Arawa" replaced the "Monowai" on the San Francisco line in December last year, and made two voyages. She was taken off the line in May last, in order to be fitted with another boiler, with the view of improving her speed, and was replaced by the "Monowai" for two voyages.

The net cost to the colony of the San Francisco Service was £7,963 15s. 3d., as against £7,929 8s. 3d. the previous year. New Zealand's payment for the conveyance of its outward mails was £7,500 16s. 7d. The total amount received by the contractors through this office (including the contributions from the London Post Office and non-contracting colonies) was £17,854 4s. 11d. The payments made by the United States and Hawaii are made direct to the contractors.

The average time within which mails were delivered by the San Francisco Service was From Auckland to London, 33·08 days, compared with 33·15 days in 1893, and from London to Auckland, 33·00 days, against 33·38 days the previous year. The shortest delivery was made in 32 days.

The maximum, minimum, and average number of days within which the mails were delivered at and from London and Auckland, Wellington, Dunedin, and Bluff during 1894 by the San Francisco contract service, and by the Peninsular and Oriental and Orient lines, were :—

| | San Francisco Service. | | | P. and O. Line. | | | Orient Line. | | |
|-----------------------|------------------------|----|-------|-----------------|----|-------|--------------|----|-------|
| London to Auckland | 35 | 32 | 33·00 | 45 | 37 | 40·58 | 47 | 38 | 42·54 |
| Auckland to London | 40 | 32 | 33·08 | 43 | 38 | 40·29 | 43 | 38 | 39·42 |
| London to Wellington. | 37 | 34 | 34·77 | 48 | 38 | 42·15 | 49 | 40 | 41·50 |
| Wellington to London. | 42 | 34 | 35·08 | 46 | 37 | 42·92 | 45 | 37 | 42·87 |
| London to Dunedin | 38 | 35 | 36·38 | 51 | 39 | 42·67 | 50 | 39 | 42·29 |
| Dunedin to London | 43 | 35 | 36·08 | 48 | 40 | 43·79 | 46 | 40 | 43·01 |
| London to Bluff | 39 | 36 | 37·13 | 50 | 38 | 41·92 | 49 | 38 | 41·54 |
| Bluff to London | 44 | 36 | 36·83 | 47 | 39 | 43·04 | 45 | 39 | 42·26 |

RECEIPTS and PAYMENTS on Account of the San Francisco and Peninsular and Oriental, and Orient Mail-services for the Year 1894.

San Francisco Service.

| DR. | £ | s. | d. | £ | s. | d. | £ | s. | d. |
|--|-------|----|----|--------|----|----|--------|----|----|
| Payments by weight— | | | | | | | | | |
| On mails from New Zealand | 7,500 | 16 | 7 | | | | | | |
| On mails from the United Kingdom | 4,806 | 19 | 3 | | | | | | |
| On mails from the Australian Colonies, Fiji, &c. | 5,546 | 9 | 1 | | | | | | |
| | | | | 17,854 | 4 | 11 | | | |
| Interprovincial service, Mail Agents, &c. | | | | 3,727 | 13 | 10 | | | |
| Transit costs { San Francisco to New York .. | | | | 4,773 | 13 | 11 | | | |
| { New York to Queenstown | | | | 1,960 | 9 | 8 | | | |
| | | | | | | | 28,316 | 2 | 4 |
| CR. | | | | | | | | | |
| Postages collected in the colony | | | | 9,998 | 18 | 9 | | | |
| Postages from London | | | | 4,806 | 19 | 3 | | | |
| Contributions from non-contracting colonies | | | | 5,546 | 9 | 1 | | | |
| | | | | | | | 20,352 | 7 | 1 |
| Net loss to the colony .. | | | | | | | £7,963 | 15 | 3 |

455,746 letters, 472,117 books, and 1,005,784 newspapers were received from, and 500,328 letters, 90,516 books, and 1,409,594 newspapers despatched to, the United Kingdom *via* San Francisco.

The letters received from the United Kingdom by this route show a decrease of 4.10 per cent., the books an increase of 2.31 per cent., and the newspapers a decrease of 0.13 per cent., and the letters despatched to that country show a decrease of 4.35 per cent., the books 3.22 per cent., and the newspapers 3.22 per cent., against the numbers forwarded in 1893. This is due to the London Post Office having made larger use of the Eastern services outward, and New Zealand of the direct steamers homeward.

P and O. and Orient Lines (Federal Mail-services).

| Dr. | £ | s. | d. | £ | s. | d. |
|---|-------|----|----|--------|----|----|
| Payments to P and O. and Orient Lines | 2,780 | 13 | 5 | | | |
| Transit charges across Australia .. | 117 | 0 | 3 | | | |
| Transit charges across European Continent | 507 | 13 | 10 | | | |
| Gratuities (to and from Australia) | 1,477 | 11 | 9 | | | |
| | | | | 4,882 | 19 | 3 |
| Cr. | | | | | | |
| Postages collected in the colony ... | 2,356 | 7 | 7 | | | |
| Postages from London and foreign offices | 882 | 2 | 4 | | | |
| | | | | 3,238 | 9 | 11 |
| Net loss to the colony .. | | | | £1,644 | 9 | 4 |

The numbers of letters, books, and newspapers conveyed from and to the United Kingdom by the P and O. and Orient packets were Received—415,418 letters, 244,573 books, and 985,284 newspapers, despatched—112,794 letters, 17,480 books, and 90,599 newspapers.

RETURN showing the several Subsidised Mail Sea Services, the Subsidy Payments for the Year 1894, the Dates when established, and the Date on which each terminates.

| Service. | Subsidy or Payment. | Duration of Service. | | Number of Voyages per Annum. | Mileage for Complete Voyage. | Cost per Mile. |
|--|---------------------|----------------------|--------------------------------|------------------------------|------------------------------|----------------|
| | | When established. | When terminated or terminable. | | | |
| | £ s. d. | | | | | s. d. |
| Auckland and San Francisco | 7 500 16 7 | Nov., 1885 | Nov., 1897 | 13 | 11,916 | 0 11.62 |
| Auckland and Fiji | 1 690 0 0 | June, 1880 | * | 13 | 2,334 | 1 1.37 |
| Auckland and South Pacific Islands | 1,200 0 0 | June, 1885 | * | 12 | 6,992 | 0 3.43 |
| Auckland and Great Barrier | 250 0 0 | Oct., 1891 | Dec., 1896 | 52 | 56 | 1 8.60 |
| Helensville and Matakohē | 480 0 0 | Jan., 1881 | Dec., 1896 | 52 | 118 | 0 4.84 |
| Helensville and Dargaville | | | | 104 | 170 | |
| Rawene and Omapere | | | | 52 | 34 | |
| Rawene and Horeke | 300 0 0 | Jan., 1889 | Dec., 1896 | 52 | 12 | 1 6.22 |
| Omapere and Waitapu | | | | 52 | 30 | |
| Russell and Opua | | | | 156 | 8 | |
| Wellington, Ketu Bay, Maud Island, Maori Bay, Homewood, and Havlock | 150 0 0 | Dec., 1891 | Nov., 1896 | 26 | 183 | 0 7.57 |
| Nelson, Motueka, Totaranui, Takaka, and Collingwood | 125 0 0 | | Dec., 1896 | 52 | 130 | 0 4.44 |
| Hokitika, Bruce Bay, Paringa, Haast River, Okuru, Okarito, and Jackson's Bay | 400 0 0 | Jan., 1886 | Dec., 1896 | 4 | 280 | 7 1.71 |
| Westport and Karamea | 120 0 0 | June, 1886 | Dec., 1896 | 12 | 102 | 1 11.53 |
| Lyttelton and Chatham Islands | 200 0 0 | | March, 1896 | 4 | 1,050 | 0 11.43 |
| Bluff and Half-moon Bay | 200 0 0 | July, 1886 | Dec., 1896 | 52 | 40 | 1 11.08 |
| Bluff, Puysegur Point, and Cromarty | 270 0 0 | April, 1893 | March, 1896 | 12 | 80 | 5 7.50 |
| Paterson's Inlet and Half-moon Bay | 29 0 0 | April, 1892 | Dec., 1896 | 52 | 12 | 0 11.15 |
| Half-moon Bay and Port Pegasus | 5 0 0 | June, 1894 | * | 10 | 90 | 0 1.33 |
| Interprovincial Service in connection with San Francisco Line | 3,000 0 0 | Nov., 1886 | Nov., 1897 | 13 | | |

* On three months' notice.

The "Wairarapa," which left Sydney on the 24th October last, was wrecked at Great Barrier Island, Auckland, on the night of the 29th, with great loss of life. Her mails comprised 117 bags and two hampers, and contained 11,278 letters, 1,332 packets, 34 parcels, 14,073 newspapers, and 155 registered letters. Of these, 109 bags and the two hampers were recovered. It was possible to deliver the whole of the recovered letters and comparatively few of the newspapers and other printed articles had to be sent to the Dead Letter Office for disposal. The eight bags of mails not recovered included one of letters from Melbourne for Auckland, a Queensland mail for Gisborne, a mail from Perth to Auckland, and five bags of newspapers from Melbourne and Sydney for Auckland. They contained 1,755 letters, 324 packets, 1,414 newspapers, and 20 registered letters.

MONEY ORDERS.

Eighteen money-order offices were opened during the year—namely, Adelaide Road (Wellington) Albury, Hikurangi, Jackson's, Kaimanuka, Matakoho, Midhurst, Miller's Flat, Mokihinui, Motupiko, Ngahere, Ngatimote, Orari, Panmure, Porirua, Seddonville, Upper Moutere, and Waikaka and the offices at Kaimata, Tapu, and Whangapoua were closed.

The number of offices open at the end of the year was 354, as against 339 the previous year 222,678 money-orders, for £776,783 4s. 11d. were issued, compared with 210,957 orders, for £750,929 5s. 10d., in 1893 an increase of 11,721 orders and £25,853 19s. 1d. in amount.

174,810 money orders, amounting to £678,556 1s., were paid, as against 165,503, for £648,490 13s. 4d., paid during 1893 an increase of 9,307 in number and £30,065 7s. 8d. in amount.

The number of telegraph money-orders issued was 22,721 for £82,148 9s. 6d., compared with 20,381 for £75,496 15s. 8d. in 1893.

67,144 orders for £168,741 2s. were issued on the Australian Colonies and other places beyond New Zealand.

19,983 orders for £72,358 0s. 7d. from places beyond New Zealand were paid.

The commission received for money-orders amounted to £10,600 19s. 7d., compared with £10,248 14s. 5d. received in 1893.

A direct exchange of money-orders was established during the year with India (1st April), Cape Colony, and Canada (1st July).

POSTAL NOTES.

The sale of postal-notes was extended to the following post-offices not money-order offices Cardrona, Cheltenham, Clive, Cust, Marohema, Mayfield, Port Molyneux, Springburn, Tapu, Tokomaru Bay, Tutaekara, Urenui, Waikawa, Waimamaku, and Whangapoua.

The number of postal-note offices at the end of the year was 391, compared with 361 at the end of 1893.

310,360 postal-notes, of the value of £112,003 2s. 6d., were sold, as against 277,105, of the value of £100,007 15s. 6d., sold in 1893.

The postal-notes paid numbered 308,377, of the value of £109,300 16s. 6d., compared with 275,194, of the value of £97,536 15s., paid during the previous year—an increase of 33,183 in number and £11,764 1s. 6d. in value.

The postal-note commission was £2,166 3s. 6d., an increase of £237 4s. 6d. on the amount received in 1893.

Under "The Post Office Acts Amendment Act, 1893," the currency of all postal-notes was made unlimited in time.

On the 1st November last a new form of one-pound postal-note, payable on demand, was issued, and a five-pound note, also payable on demand, was circulated on the 17th June ultimo.

SAVINGS BANKS.

Twenty-three savings-bank offices were opened—namely, Adelaide Road (Wellington), Albury, Coalgate, Hikurangi, Jackson's, Kaimanuka, Kumeroa, Matakoho, Midhurst, Miller's Flat, Miranda, Mokihinui, Motupiko, Ngahere, Ngatimote, Orari, Panmure, Porirua, Seddonville, Shag Point, Taradale, Upper Moutere, and Waikaka and two closed—namely, Kaimata and Whangapoua.

The number of offices open at the close of the year was 348 an increase of 21.

28,669 new accounts were opened, being 1,086 fewer than the number opened the previous year.

21,930 accounts were closed, compared with 19,599 in 1893 an increase of 2,331.

The number of accounts remaining open at the close of the year was 129,423, as against 122,684 in 1893 an increase of 6,739. The proportion of accounts to the population was 1 to 5.3. The proportion in 1893 was 1 to 5.48.

The number of deposits made was 204,545, for £2,252,862 6s. 11d. an increase of 2,269 deposits, but a decrease of £133,227 3s. 8d. in amount on the transactions for 1893.

The average of each deposit was £11 0s. 3d. In 1893 the average amount was £11 15s. 11d.

152,136 withdrawals, amounting to £2,268,624 8s. 4d., were made, compared with 136,739, for £2,122,521 16s. 8d., during 1893 an increase of 15,397 in number and £146,102 11s. 8d. in amount.

The average of each withdrawal was £14 18s. 3d., as against £15 10s. 5d. in 1893.

For the first time since 1886 the withdrawals exceeded the deposits by £15,762 1s. 5d., in marked contrast to 1893, when the balance in favour of deposits was £263,567 13s. 11d. The latter year's transactions were, however, altogether abnormal, and a result of the financial unrest which prevailed during the eight months succeeding February, owing to the suspension of many of the Australian financial institutions. During the eight months the balance of deposits over withdrawals was no less than £311,171 4s. 11d., the bulk of which did not bear interest owing to the amounts being in excess of the interest-bearing limit. It was foreseen that the greater portion of this money would rapidly find its way into the usual channels as the panic subsided. This proved to be the case and in October 1893, the Post Office repaid to depositors £11,015 7s. beyond the amount deposited during the month. In the quarter ended the 31st December the excess of withdrawals amounted to £46,929 5s. 3d. March quarter, 1894, £63,840 8s. 5d., and June quarter, £25,095 9s. 5d. a total for the three quarters of £135,865 3s. 1d. But for the following quarter the deposits exceeded the withdrawals by £4,200 8s. 2d., and for December quarter the excess of deposits was £68,973 8s. 3d.

The interest credited to depositors for the year was £114,643 4s. 11d., or £116 16s. 2d. less than the sum credited the previous year The decrease is explained by the reduction in the rate of interest made in June, 1893.

The total amount of interest placed to the credit of depositors' accounts since the establishment of the Post Office Savings Banks in 1867 has been £1,384,518 16s. 9d.

The balance standing to the credit of depositors at the close of the year amounted to £3,340,879 11s. 4d., a sum equal to £4 17s. 5d. per head of the population.

In 1893 the balance was £3,241,998 7s. 10d., representing £4 16s. 5d. per head.

The average cost of each savings-bank transaction, deposit or withdrawal, for the year was 4·37d., and for the period of the existence of the Savings-Banks 4·87d.

The number of accounts with balances of £20 and under increased by 6,237, with balances exceeding £20, but not exceeding £200, by only 216, compared with 1,402 the previous year and exceeding £200 by 286, as against 493 in 1893.

A statement of accounts, with classified balances, is given in Table No. 8.

The number of accounts opened during 1894 by means of stamps affixed to cards, the total number of such accounts open, and the amount at credit on the 31st December last will be gathered from the following return :—

| District. | No. of Accounts opened during 1894. | No. of Accounts open on 31st Dec., 1894. | Amount at Credit of Accounts open on 31st Dec., 1894. |
|-----------------|-------------------------------------|--|---|
| Auckland .. | 2 | 111 | £ s. d. 85 16 5 |
| Blenheim | 8 | 111 | 186 12 11 |
| Christchurch .. | 15 | 596 | 674 18 10 |
| Dunedin | 3 | 320 | 102 5 0 |
| Gisborne | | 21 | 3 8 6 |
| Greymouth | | 8 | 7 2 1 |
| Hokitika | | | |
| Invercargill | | 20 | 21 17 5 |
| Napier | 3 | 67 | 34 8 8 |
| Nelson | 3 | 270 | 701 10 7 |
| New Plymouth | | 82 | 21 3 4 |
| Oamaru | | 56 | 183 6 1 |
| Thames | 2 | 111 | 119 13 8 |
| Timaru .. | 4 | 121 | 177 9 7 |
| Wanganui .. | 16 | 44 | 107 18 8 |
| Wellington | 25 | 179 | 80 6 5 |
| Westport | | 10 | 12 5 4 |
| Total | 81 | 2,127 | 2,520 3 6 |

TELEGRAPHS.

The total value of telegraph and telephone business for the year ended 31st March, 1895, including Government telegrams, fees collected on money-order telegrams, and miscellaneous receipts, was £136,062 11s. 2d., compared with £140,783 3s. 7d. in 1893—a decrease of £4,720 12s. 5d., or 3·35 per cent.

The decrease in the receipts would be due to two causes to the depression in general trade, and to the increase of delayed over ordinary telegrams, which has been so apparent for some time, as may be seen by comparing the business in telegrams for the last three years :—

| | Number. | | Value. | | |
|---------|-----------|--------------------------|---------|--------------------------|--|
| 1892-93 | 1,710,158 | | £81,751 | | |
| 1893-94 | 1,839,094 | Increase, 7·54 per cent. | 88,371 | Increase, 8·10 per cent. | |
| 1894-95 | 1,802,182 | Decrease, 2·01 per cent. | 85,388 | Decrease, 3·38 per cent. | |

And the proportions under the heads of—

| | URGENT. | | ORDINARY. | | DELAYED. | |
|------------|------------|------------|-----------|-----------|------------|------------|
| were— | Number. | Value. | Number. | Value. | Number. | Value. |
| 1892-93 | 36,099 | £4,643 | 900,669 | £51,078 | 526,941 | £16,238 |
| 1893-94 .. | 41,600 | £5,329 | 940,563 | £53,524 | 585,436 | £18,154 |
| | In. 15·24% | In. 14·77% | In. 4·43% | In. 4·79% | In. 11 10% | In. 11·80% |
| 1894-95 | 40,367 | £5,146 | 897,114 | £50,504 | 588,826 | £18,214 |
| | De. 2·96% | De. 3·43% | De. 4·62% | De. 5·64% | In. 0·58% | In. 0·33% |

Compared with 1893-94, there was a falling-off last year in both urgent and ordinary telegrams—indeed, the business in ordinary telegrams was actually less than it was in 1892-93. The delayed telegrams, however, increased in number and value, a clear indication that telegrams of this code are replacing the ordinary or shilling messages. The proportion of delayed to ordinary telegrams has risen from 1 to 1·61 in 1892-93 to 1 to 1·52 in 1894-95.

Since the introduction, in January, 1886, of the present rule requiring that delayed telegrams shall not only be telegraphed during the day but posted for delivery immediately on receipt, the business in this class of telegram has more than doubled in ten years, the number having increased from 265,422 in 1885 to 588,826 in 1894-95, and the proportion to ordinary telegrams risen from 1 to 4·14 to 1 to 1·52. On comparatively idle direct country wires delayed telegrams are transmitted almost as promptly as the ordinary or shilling telegrams, and in many country districts this is so much valued that no other code is used, except in urgent or special cases. As there is relatively an unduly large and ever-increasing use made of delayed telegrams under the present liberal regulations, to the evident detriment of the revenue, it becomes necessary to consider what should be done to prevent the receipts from ordinary telegrams being unduly diminished.

The number of telegrams of all codes forwarded during the year was 2,033,800, a decrease of 35,891 on 2,069,691 in 1893, or 1·73 per cent.

The proportion of telegrams per head of population was 2·99, as compared with 3·13 the previous year.

The number of ordinary telegrams forwarded was 897,114, of the value of £50,503 11s. 5d.

The urgent telegrams numbered 40,367, producing a revenue of £5,146 1s. 10d.

There were 588,826 delayed telegrams forwarded, of the value of £18,213 12s. 10d.

Press telegrams numbered 197,414, of the value of £9,586 0s. 7d., including proportion payable to other lines. In 1893 the figures were 189,991 messages, and £9,006 9s. 2d. in value—the increase in number is therefore 7,423, or 3·91 per cent.

The average value of each Press telegram was 11·65d., as against 11·38d. in 1893.

The bureau messages forwarded during the year numbered 78,461, of the value of £1,939 2s. 3d., an average of 5·93d. per message.

Government telegrams numbered 231,618, of the value of £26,050 7s. 5d., compared with 244,045, valued at £28,317 7s. 10d.—a decrease of 12,427 messages.

The money-orders transmitted by telegraph numbered 22,721 for £82,148 9s. 6d., and the telegraph fees £1,136 1s.

The number of forwarded telegrams to every hundred letters posted in the colony for delivery within the colony was 8·38.

In 1893 the number was 8·04, in 1892, 7·46, in 1891, 8·29, and in 1890, 9·12.

The telegraph receipts for the financial year, including telephone-exchange subscriptions, private-wire rents, &c., amounted to £110,012 3s. 9d. These figures, compared with £113,196 0s. 3d. in 1893–94, show a decrease of £3,183 16s. 6d., or 2·81 per cent.

The expenditure amounted to £135,791 0s. 7d., as against £123,651 3s. 10d. the previous year—an increase of £12,139 16s. 9d.

The credit balance for the financial year, after taking into account the value of Government telegrams, free telephone-exchange connections, and fees on money-order telegrams, was £2,849 11s. 7d.

There were 5,961 miles of line, and 14,881 miles of wire at the close of the year—an increase of 448 and 1,366 miles respectively.

The net expenditure out of loan for telegraph extension was £19,228 19s., as compared with £16,126 17s. 10d. in 1893–94.

The cost of maintenance of lines was £28,768 12s. 9d., an average of £4 16s. 6d. per mile. The figures for 1893 were £29,141 6s., and £5 5s. 9d. per mile.

The number of private wires and subsidised lines was 123, compared with 141 in 1893–94. The amount received for rent, maintenance, &c., was £1,278 6s. 8d., as against £1,258 11s. 7d. in 1893–94.

Telegraph messengers' deliveries were established at Fairlie, Inglewood, Linwood (Christchurch), Little River, Motueka, and Pleasant Point.

The telegraph circuits have been further altered during the year. Wellington is now in direct communication (with or without translators at Blenheim) with Christchurch and Dunedin. Christchurch has also been placed in direct communication with Wakapuaka. Sets of Wheatstone instruments have been fitted up in the Wellington and Christchurch offices. Palmerston North has now a direct duplex wire to Wellington, and direct communication with Napier, as well as with Wanganui on a through intermediate wire.

The Charleston and Kamo offices were converted from Morse to telephone, and placed in charge of women.

Thirty-one bureau offices were opened and three closed during the year. The total number of telegraph and telephone offices open at the close of the year was 705. Of these, 235 were telegraph and 470 telephone offices. Sixty-nine telephone offices were opened, and six closed.

The offices opened were—

Adelaide Road.
Aramoho.
Alfredton.
Alton.
Barry's Bay
Birkenhead.
Brooklyn.
Brown's.
Cape Campbell.
Cardiff.
Cass.
Castle Hill.
Clareville.
Colyton.
Crookston.
Ferguson's.
Frankton Wharf.
French Farm.
Halswell.
Hanmer Plain.
Hauti.
Hende's Ferry.
Highcliffe.
Hokonui.

Hyde Railway.
Island Bay.
Island Block.
Kilbirnie.
Koromiko.
Leigh.
Levin.
Makara.
Makino.
Manukau.
Mangamahoe.
Mangatainoka.
Mangatoki (opened, closed and re-opened).
Mataura Island.
Mikonui.
Ngahere.
Nine Mile.
Nuhaka.
Ohau.
Ohinemutu.
Ohingaiti.
Ohiwa.

Opononi.
Paikakariki.
Paraparaumu.
Port Robinson.
Rae's Junction.
Ramarama.
Ratanui.
Sandymount.
Seddonville.
Shannon.
Tawataia.
The Camp.
Tokatoka.
Tokatoka Wharf.
Tuamarina.
Upper Waiau Ferry.
Waikaka.
Waikaka Valley.
Wainui.
Waitaha Ferry.
Wanstead.
Weatherstone.
Wedderburn.

One telegraph office was opened at Mangaonoho.

The offices closed were—

Caversham.
Frankton.

Kew.
Kiwitea.

Mangatoki.
Maori Point.

TELEPHONE EXCHANGES.

There are 14 central exchanges and 10 sub-exchanges, a total of 24.

The following table gives the number of subscribers or connections for 1894-95 and 1893-94 respectively :—

| Exchange. | No. of Subscribers or Connections : | |
|---------------------|-------------------------------------|----------------|
| | Mar. 31, 1895. | Mar. 31, 1894. |
| Auckland | 811 | 736 |
| Blenheim | 58 | 57 |
| Christchurch | 814 | 735 |
| Dunedin | 819 | 788 |
| Balclutha | 19 | 15 |
| Milton | 14 | 13 |
| Port Chalmers | 16 | 17 |
| Greymouth | 65 | 60 |
| Invercargill | 205 | 176 |
| Bluff | 20 | 19 |
| Gore | 49 | 48 |
| Mataura | 9 | 9 |
| Riversdale | 13 | 10 |
| Winton | 9 | 6 |
| Woodlands | 7 | 6 |
| Napier | 249 | 222 |
| Nelson | 61 | 60 |
| Oamaru | 84 | 80 |
| Palmerston North | 79 | 75 |
| Thames | 74 | 83 |
| Timaru | 70 | 65 |
| Wanganui | 107 | 91 |
| Wellington | 963 | 872 |
| Hutt | 1 | 1 |
| Total | <u>4,616</u> | <u>4,244</u> |

The total increase in number was therefore 372, and the rate of increase 8·76 per cent.

The connections may be classified as follows Paying, 4,202, free, 258, bureaux, 156 total, 4,616.

The telephone-exchange receipts during the financial year amounted to £21,552 12s. 10d., as compared with £21,771 4s. 4d. the previous year Had the free connections been paid for the receipts would have amounted to £23,213 4s. 4d. Particulars of the working of the exchanges are given in Table No. 21.

The working-expenses, interest on capital cost, and allowance for depreciation for the year amounted to £26,041 1s. 9d.

The total expenditure in connection with the telephone-exchange system to 31st March, 1895, was £116,845 10s. 4d.

The following works have been carried out during the year in the several districts :—

AUCKLAND DISTRICT.

Construction.

During the year eight telephone offices were opened namely Birkenhead, Leigh, Ohiwa, Ohinemutu, Opononi, Ramarama, Tokatoka, and Tokatoka Wharf, which involved the erection of six miles of new poles and ten miles of wire. Of the poles about half are double iron poles.

A saving has been effected by converting the office at Kamo from Morse to telephone.

The works in hand are the running of a wire to Cape Maria Van Dieman from Awanui (the route is in course of survey and alignment), and extending the line from Hamilton to Morrinsville. The first-named work will be 60 and the other 18 miles in length.

Maintenance.

The southern boundary of the district has been extended as far as Taupo and the East Cape. 712 miles of poles have been examined and cleared, 10 miles of poles and 9 miles of wire have been entirely renewed, and three miles of line dismantled.

The lines are in good working order, with the exception of some of the older wires to the north of Auckland, where (probably from the abnormally moist atmosphere) corrosion is very rapid. From this cause a considerable length of wire will require renewing almost immediately.

The section between Thames and Katikati, in view of its early abandonment, has been merely kept open, no expenditure incurred except what has been necessary to keep the line upstanding.

The direct wire between Auckland and Thames has been duplexed.

There are now 1,508 miles of poles, carrying 3,189 miles of wire, in this district.

Telephone Exchanges.

The Auckland and Thames exchanges are in a satisfactory condition. There are indications of greater business activity, and it may be expected that there will be a large increase of subscribers during the coming year.

WELLINGTON DISTRICT.

Construction.

One telegraph office, at Mangaonoho, and twenty-six new telephone offices have been opened—namely, Alfredton, Alton, Adelaide Road (Wellington), Aramoho, Brooklyn, Cardiff, Clareville, Colyton, Hauiti, Island Bay, Kilbirnie, Levin, Makara, Makino, Manukau, Mangamahoe, Mangatainoka, Mangatoki, Nuhaka, Ohau, Ohingaiti, Paikakariki, Paraparaumu, Shannon, Tawataia, and Wanstead. 41½ miles of poles, carrying 61 miles of wire, have been erected.

An additional wire has also been run from Wellington to the Hutt Racecourse, and a new wire from Porirua to Porirua Asylum (loop line) the Napier-Woodville wire has been extended to Palmerston North, the Napier railway line to Hastings, and a mile of wire erected in connection with changing Eltham from a telephone to a Morse circuit. The Wanganui, Palmerston North, and Hastings Racecourses have been connected by Morse instruments (using the constant current) with the main system. 52 miles of poles and 121 miles of wire have been erected in connection with extensions.

Maintenance.

The Napier Inspector's district having been abolished and divided between the Auckland and Wellington districts, the northern boundary of the Wellington district has been extended to Taupo and the East Cape.

The main line, Wellington to Upper Hutt, has been thoroughly overhauled, and a considerable portion reconstructed. Three miles of line near Otaki were altered to prevent the wires being placed in contact by birds.

The whole of the lines in the district have been overhauled, and are in fairly good order, with the exception of the section Johnsonville to Paikakariki, which will require attention during the present year. The line from Hawera to Opunake will in all probability need a new wire run, as the old one is in rather a bad state.

The duplex system has been introduced between Wellington and Palmerston North and Napier and Gisborne.

The office at Eltham has been converted from telephone to Morse, and the offices at Takapau, Waipukurau Railway, Waipawa Railway, and Kaikora North also similarly treated (using the constant current system). Masterton, Masterton Railway, and Eketahuna, with alternative telephones, have also been connected by this system, with intermediate telephone stations.

The Wanganui instrument room has been entirely refitted. The other offices in the district are in good order.

There are now 1,371 miles of poles and 3,944 miles of wire in this district.

Telephone Exchanges.

The four exchanges—namely, Wellington, Napier, Palmerston North, and Wanganui—are in good working order.

Cables.

On the 28th of April last the three-core cable parted. Tests made at both ends showed two breaks—one seventeen knots from Lyell Bay, and the other twelve knots from White's Bay. On picking up the Lyell Bay end it was found that there were other breaks between these two points, and it was calculated that about ten knots of new cable would be required to make good the repair. When this cable was repaired in February, 1894, it was anticipated from its condition that it might break at any time. In view of this, a new single-core cable was ordered from London, which has been laid over a new route—shorter by ten knots than the old one—between Oterangi Bay and White's Bay, the work being completed on the 6th of May last, a few days after the three-core cable parted. After full consideration it was decided to abandon the three-core cable, and to obtain another single-core cable, and lay it over the new route. This cable has been ordered, and is expected to arrive here in December next.

There are now but two cable-wires across Cook Strait in the place of four; but with the aid of the Wheatstone automatic instruments introduced in January last, it has been possible to overtake all telegraph business between the North and South Islands (including delayed and Press messages) with but little delay.

The insulation of the old No. 4 single-core cable is remarkably low and the cable may fail at any moment, although communication through it is still maintained.

The Wanganui-Wakapuaka cable has been permanently duplexed, the necessary apparatus having been obtained from England for that purpose.

NELSON DISTRICT.

Construction.

New lines have been erected from Ross to Hende's Ferry, 28½ miles. Awatere to Cape Campbell, 9 miles, and Mokihinui to Seddonville, 3 miles total, 40 miles of pole and 50 miles of wire.

Ten new telephone-offices have been opened—namely, Koromiko, Ngahere, Nine Mile, Seddonville, Tuamarina, Ferguson s, Hende's Ferry, Mikonui, Waitaha Ferry, and Cape Campbell.

195 miles of line have been overhauled and put in good order—namely, Picton to Kaikoura, White's Bay Section, and Blenheim to Tophouse.

The lines generally are in good order, but the section from Greymouth to Inangahua (seventy miles) requires attention. Beyond this, little or no outlay will be required this year for repairs.

The mileage of poles and wire in this district are 815 and 2,097 respectively.

Telephone Exchanges.

The two exchanges in this district are working satisfactorily.

CANTERBURY DISTRICT.

Construction.

Thirty-seven miles of poles and forty-two miles of wire have been erected during the year, and nine telephone-offices opened—at Cass, Castle Hill, Port Robinson, Wainui, Barry's Bay, French Farm, Halswell, Upper Waiau, Hanmer Plains.

Maintenance.

A considerable amount of reconstruction will have to be undertaken in several parts of this district during the present year. The section from Papanui to Kaiapoi, carrying no fewer than sixteen wires, now requires much heavier poles.

The Waipara to Kaikoura Section, seven miles north of Amberley, is in an unsafe condition (many of the poles having been erected over twenty-seven years ago), and a considerable outlay would be required to put it in thorough order. It is proposed, however, to abandon this route as part of the main system, except as far as Cheviot—connecting this office with Amberley. The main line would then be run from Cheviot to Waiau, and a new line erected between that point and Kaikoura. Much better insulation and, consequently, more satisfactory working, would be secured by adopting the new route.

Owing to the large number of wires now on the Christchurch—Lyttelton Section, the line will have to be re-poled in the near future.

The Addington—Kaiapoi and Rangiora—Amberley Sections require a thorough overhaul this year, and the Southbridge, Akaroa, Geraldine, and the Darfield—Whitecliffs Sections will require the poles re-buttet.

The Christchurch to Bealey and Taipo line is now undergoing a thorough overhaul. Several diversions from the old route have been necessary owing to the change in the course of the rivers.

The Kaiapoi—Waipara to Waiau Sections have been thoroughly overhauled, and are now in first-class order.

There are 838 miles of poles, and 2,790 miles of wire, in this district.

Telephone Exchanges.

The exchanges in this district are in good order

OTAGO DISTRICT.

Construction.

Thirty-eight miles of poles and 94 miles of wire have been erected, as follows. Winton to Hokonui, Owake to Ratanui, Beaumont to Island Block, Anderson's Bay to Highcliffe, Gore to Waikaka, Naseby to Wedderburn, Invercargill to Bluff (trunk telephone-wire), Mataura Island loop, Wetherstone loop, and Hyde Railway to Hyde Post-office.

Sixteen telephone offices have been opened during the year—namely, Brown's, Crookston, Frankton Wharf, Highcliffe, Hokonui, Hyde Railway, Island Block, Mataura Island, Rae's Junction, Ratanui, Sandymount, The Camp, Waikaka, Waikaka Valley, Wetherstone, and Wedderburn.

Two offices have been closed—namely Caversham and Kew Bureaux.

Maintenance.

About 300 miles of line have been thoroughly overhauled, and strengthened where necessary. The lines generally are in good order, but something like four per cent. of the wooden poles require re-butting or renewing.

There are now 1,429 miles of line (including 693 miles of iron poles), carrying 2,861 miles of wire, in this district.

Telephone Exchanges.

All the exchanges are in good order, and are working well.

Post Office maps, showing the mail routes, Post-offices, &c., are attached.

Maps showing the geographical position of the telegraph lines also accompany the report.

100-104717-100-104718

[illegible]

b6
 d

1996, 1997, 1998, 1999, 2000, 2001, 2002, 2003, 2004, 2005, 2006, 2007, 2008, 2009, 2010, 2011, 2012, 2013, 2014, 2015, 2016, 2017, 2018, 2019, 2020, 2021, 2022, 2023, 2024, 2025, 2026, 2027, 2028, 2029, 2030, 2031, 2032, 2033, 2034, 2035, 2036, 2037, 2038, 2039, 2040, 2041, 2042, 2043, 2044, 2045, 2046, 2047, 2048, 2049, 2050, 2051, 2052, 2053, 2054, 2055, 2056, 2057, 2058, 2059, 2060, 2061, 2062, 2063, 2064, 2065, 2066, 2067, 2068, 2069, 2070, 2071, 2072, 2073, 2074, 2075, 2076, 2077, 2078, 2079, 2080, 2081, 2082, 2083, 2084, 2085, 2086, 2087, 2088, 2089, 2090, 2091, 2092, 2093, 2094, 2095, 2096, 2097, 2098, 2099, 2100, 2101, 2102, 2103, 2104, 2105, 2106, 2107, 2108, 2109, 2110, 2111, 2112, 2113, 2114, 2115, 2116, 2117, 2118, 2119, 2120, 2121, 2122, 2123, 2124, 2125, 2126, 2127, 2128, 2129, 2130, 2131, 2132, 2133, 2134, 2135, 2136, 2137, 2138, 2139, 2140, 2141, 2142, 2143, 2144, 2145, 2146, 2147, 2148, 2149, 2150, 2151, 2152, 2153, 2154, 2155, 2156, 2157, 2158, 2159, 2160, 2161, 2162, 2163, 2164, 2165, 2166, 2167, 2168, 2169, 2170, 2171, 2172, 2173, 2174, 2175, 2176, 2177, 2178, 2179, 2180, 2181, 2182, 2183, 2184, 2185, 2186, 2187, 2188, 2189, 2190, 2191, 2192, 2193, 2194, 2195, 2196, 2197, 2198, 2199, 2200, 2201, 2202, 2203, 2204, 2205, 2206, 2207, 2208, 2209, 2210, 2211, 2212, 2213, 2214, 2215, 2216, 2217, 2218, 2219, 2220, 2221, 2222, 2223, 2224, 2225, 2226, 2227, 2228, 2229, 2230, 2231, 2232, 2233, 2234, 2235, 2236, 2237, 2238, 2239, 2240, 2241, 2242, 2243, 2244, 2245, 2246, 2247, 2248, 2249, 2250, 2251, 2252, 2253, 2254, 2255, 2256, 2257, 2258, 2259, 2260, 2261, 2262, 2263, 2264, 2265, 2266, 2267, 2268, 2269, 2270, 2271, 2272, 2273, 2274, 2275, 2276, 2277, 2278, 2279, 2280, 2281, 2282, 2283, 2284, 2285, 2286, 2287, 2288, 2289, 2290, 2291, 2292, 2293, 2294, 2295, 2296, 2297, 2298, 2299, 2300, 2301, 2302, 2303, 2304, 2305, 2306, 2307, 2308, 2309, 2310, 2311, 2312, 2313, 2314, 2315, 2316, 2317, 2318, 2319, 2320, 2321, 2322, 2323, 2324, 2325, 2326, 2327, 2328, 2329, 2330, 2331, 2332, 2333, 2334, 2335, 2336, 2337, 2338, 2339, 2340, 2341, 2342, 2343, 2344, 2345, 2346, 2347, 2348, 2349, 2350, 2351, 2352, 2353, 2354, 2355, 2356, 2357, 2358, 2359, 2360, 2361, 2362, 2363, 2364, 2365, 2366, 2367, 2368, 2369, 2370, 2371, 2372, 2373, 2374, 2375, 2376, 2377, 2378, 2379, 2380, 2381, 2382, 2383, 2384, 2385, 2386, 2387, 2388, 2389, 2390, 2391, 2392, 2393, 2394, 2395, 2396, 2397, 2398, 2399, 2400, 2401, 2402, 2403, 2404, 2405, 2406, 2407, 2408, 2409, 2410, 2411, 2412, 2413, 2414, 2415, 2416, 2417, 2418, 2419, 2420, 2421, 2422, 2423, 2424, 2425, 2426, 2427, 2428, 2429, 2430, 2431, 2432, 2433, 2434, 2435, 2436, 2437, 2438, 2439, 2440, 2441, 2442, 2443, 2444, 2445, 2446, 2447, 2448, 2449, 2450, 2451, 2452, 2453, 2454, 2455, 2456, 2457, 2458, 2459, 2460, 2461, 2462, 2463, 2464, 2465, 2466, 2467, 2468, 2469, 2470, 2471, 2472, 2473, 2474, 2475, 2476, 2477, 2478, 2479, 2480, 2481, 2482, 2483, 2484, 2485, 2486, 2487, 2488, 2489, 2490, 2491, 2492, 2493, 2494, 2495, 2496, 2497, 2498, 2499, 2500, 2501, 2502, 2503, 2504, 2505, 2506, 2507, 2508, 2509, 2510, 2511, 2512, 2513, 2514, 2515, 2516, 2517, 2518, 2519, 2520, 2521, 2522, 2523, 2524, 2525, 2526, 2527, 2528, 2529, 2530, 2531, 2532, 2533, 2534, 2535, 2536, 2537, 2538, 2539, 2540, 2541, 2542, 2543, 2544, 2545, 2546, 2547, 2548, 2549, 2550, 2551, 2552, 2553, 2554, 2555, 2556, 2557, 2558, 2559, 2560, 2561, 2562, 2563, 2564, 2565, 2566, 2567, 2568, 2569, 2570, 2571, 2572, 2573, 2574, 2575, 2576, 2577, 2578, 2579, 2580, 2581, 2582, 2583, 2584, 2585, 2586, 2587, 2588, 2589, 2590, 2591, 2592, 2593, 2594, 2595, 2596, 2597, 2598, 2599, 2600, 2601, 2602, 2603, 2604, 2605, 2606, 2607, 2608, 2609, 2610, 2611, 2612, 2613, 2614, 2615, 2616, 2617, 2618, 2619, 2620, 2621, 2622, 2623, 2624, 2625, 2626, 2627, 2628, 2629, 2630, 2631, 2632, 2633, 2634, 2635, 2636, 2637, 2638, 2639, 2640, 2641, 2642, 2643, 2644, 2645, 2646, 2647, 2648, 2649, 2650, 2651, 2652, 2653, 2654, 2655, 2656, 2657, 2658, 2659, 2660, 2661, 2662, 2663, 2664, 2665, 2666, 2667, 2668, 2669, 2670, 2671, 2672, 2673, 2674, 2675, 2676, 2677, 26

Table No. 1.

TABLE showing the Number and Amount of Money Orders issued and of Money Orders payable in New Zealand, Year by Year, since the Year 1880.

| ISSUED IN THE COLONY | | | | | | | | | | | | | | | | | | | | | | | | |
|----------------------|----------------------|---------|-----|----------------|---------|-------------------------------------|---------|--|--------|---------|--------|---------|--------|--------|--------|--------|---------|---------|---------|---------|---------|-----|----|---|
| Year. | Commission received. | | | Where payable. | | | | | | | | Total. | | | | | | | | | | | | |
| | | | | In the Colony. | | United Kingdom and Foreign Offices. | | Australia and other British Possessions. | | | | | | | | | | | | | | | | |
| | No. | Amount. | No. | Amount. | No. | Amount. | No. | Amount. | No. | Amount. | | | | | | | | | | | | | | |
| | £ | s. | d. | £ | s. | d. | £ | s. | d. | £ | s. | d. | £ | s. | d. | | | | | | | | | |
| 1880 | 7 | 943 | 15 | 4 | 97 | 275 | 320,260 | 19 | 11 | 27 | 587 | 104,149 | 5 | 10 | 10,786 | 40,994 | 15 | 4 | 135,648 | 465,405 | 1 | 1 | | |
| 1881 | 7 | 582 | 8 | 5 | 99,523 | 321 | 635 | 3 | 3 | 25,376 | 90,229 | 5 | 3 | 10,657 | 40,317 | 19 | 2 | 135,556 | 452,182 | 7 | 8 | | | |
| 1882 | 8 | 267 | 9 | 8 | 108,916 | 360,196 | 4 | 9 | 25,898 | 91,530 | 17 | 9 | 13,348 | 47,641 | 7 | 5 | 148,162 | 499,368 | 9 | 11 | | | | |
| 1883 | 9 | 022 | 10 | 6 | 132,232 | 402 | 558 | 12 | 11 | 26,211 | 91,634 | 4 | 7 | 14,113 | 46,939 | 17 | 11 | 172,556 | 541 | 132 | 15 | 5 | | |
| 1884 | 9 | 525 | 3 | 8 | 144 | 227 | 430,446 | 18 | 10 | 28,712 | 96,901 | 14 | 0 | 13,113 | 45,317 | 12 | 4 | 186,052 | 572,666 | 5 | 2 | | | |
| 1885 | 9 | 553 | 0 | 7 | 146,406 | 439,870 | 3 | 9 | 28,722 | 95,920 | 9 | 10 | 13,494 | 45,604 | 15 | 2 | 188,622 | 581 | 395 | 8 | 9 | | | |
| 1886 | 8 | 541 | 7 | 10 | 113,598 | 412,276 | 3 | 0 | 27 | 389 | 87,904 | 9 | 10 | 14,693 | 47,574 | 9 | 11 | 155,680 | 547,755 | 2 | 9 | | | |
| 1887 | 8 | 532 | 10 | 5 | 119,091 | 426,194 | 13 | 9 | 26,057 | 84 | 264 | 12 | 9 | 14,431 | 45 | 285 | 6 | 11 | 159,579 | 555,744 | 13 | 5 | | |
| 1888 | 8 | 377 | 6 | 4 | 122,042 | 432,056 | 6 | 2 | 26,636 | 81,488 | 10 | 3 | 13,709 | 42,451 | 4 | 4 | 162 | 387 | 555,996 | 0 | 9 | | | |
| 1889 | 8 | 696 | 13 | 5 | 127 | 323 | 458,469 | 7 | 7 | 26,206 | 79,167 | 0 | 4 | 18,547 | 51 | 909 | 6 | 10 | 172,076 | 589,545 | 14 | 9 | | |
| 1890 | 8 | 823 | 10 | 0 | 130,641 | 472,967 | 4 | 7 | 25,053 | 74,566 | 13 | 9 | 20,733 | 54,543 | 3 | 7 | 176,427 | 602,077 | 1 | 11 | | | | |
| 1891 | 9 | 649 | 14 | 9 | 138 | 555 | 504 | 834 | 16 | 9 | 26,590 | 77,481 | 2 | 9 | 30,094 | 69,674 | 0 | 0 | 195,239 | 651,989 | 19 | 6 | | |
| 1892 | 9 | 452 | 0 | 0 | 140 | 672 | 540,763 | 15 | 0 | 27,451 | 78,848 | 1 | 7 | 31 | 315 | 75 | 239 | 7 | 10 | 199,438 | 694 | 847 | 4 | 5 |
| 1893 | 10 | 248 | 14 | 5 | 146,133 | 576,358 | 17 | 2 | 29,616 | 86,544 | 19 | 11 | 35,208 | 88,025 | 8 | 9 | 210,957 | 750,929 | 5 | 10 | | | | |
| 1894 | 10 | 600 | 19 | 7 | 155 | 534 | 608,042 | 2 | 11 | 28 | 513 | 79,348 | 10 | 2 | 38,631 | 89,392 | 11 | 10 | 222 | 678 | 776,783 | 4 | 11 | |

DRAWN ON THE COLONY

| Year. | Where issued. | | | | | | Total. | | |
|-------|----------------|---------------|----------------------------------|-------------|--|--------------|---------|---------------|-------|
| | In the Colony. | | United Kingdom & Foreign Offices | | Australia and other British Possessions. | | | | |
| | No. | Amount. | No. | Amount. | No. | Amount. | No. | Amount. | |
| | £ | s. d. | | £ | s. d. | £ | s. d. | £ | s. d. |
| 1880 | 97,275 | 320,260 19 11 | 3,466 | 14,811 14 8 | 3,913 | 15 829 0 3 | 104,654 | 350,901 14 10 | |
| 1881 | 99,523 | 321,635 3 3 | 3,466 | 14,078 17 3 | 4,649 | 18,863 4 2 | 107 638 | 354,577 4 8 | |
| 1882 | 108,916 | 360,196 4 9 | 3 421 | 13 416 1 9 | 5,076 | 21,090 4 10 | 117,413 | 394,702 11 4 | |
| 1883 | 132,232 | 402 558 12 11 | 3,725 | 15 553 3 11 | 5,697 | 23,299 12 11 | 141,654 | 441,411 9 9 | |
| 1884 | 144,227 | 430,446 18 10 | 4,535 | 17,679 0 6 | 6,755 | 27,429 18 6 | 155,517 | 475,555 17 10 | |
| 1885 | 146,406 | 439,870 3 9 | 5 204 | 20,091 17 4 | 7 725 | 30,724 6 4 | 159,335 | 490,686 7 5 | |
| 1886 | 113 598 | 412,276 3 0 | 5 824 | 22,650 1 10 | 9,545 | 36,513 3 11 | 129,242 | 471 185 7 0 | |
| 1887 | 119,091 | 426 194 13 9 | 6,334 | 23 423 16 2 | 8,963 | 33 254 2 3 | 133 910 | 482,437 17 4 | |
| 1888 | 122,042 | 432,056 6 2 | 7 336 | 26,262 14 5 | 15,365 | 56,141 4 1 | 144 450 | 513 728 8 2 | |
| 1889 | 127 323 | 458,469 7 7 | 7,469 | 26,887 17 9 | 15 859 | 56,402 1 4 | 150,651 | 541 759 6 8 | |
| 1890 | 130,641 | 472 967 4 7 | 7 775 | 27 975 15 5 | 13,331 | 47 890 2 6 | 151 747 | 548 833 2 6 | |
| 1891 | 138,555 | 504,834 16 9 | 7,910 | 28 518 14 0 | 13,604 | 48 700 9 6 | 160,069 | 582,054 0 3 | |
| 1892 | 140,672 | 540 763 15 0 | 8,152 | 29,349 14 7 | 11,291 | 41,064 6 6 | 160,115 | 611 177 16 1 | |
| 1893 | 146,133 | 576,358 17 2 | 8,746 | 32,616 17 2 | 10,679 | 40,929 2 5 | 165 558 | 649,904 16 9 | |
| 1894 | 155 534 | 608 042 2 11 | 9 293 | 33 786 17 6 | 10,690 | 38,571 3 1 | 175 517 | 680,400 3 6 | |

Table No. 2.

TABLE showing the Money Orders issued in New Zealand on Offices beyond the Colony, and Money Orders issued at Offices beyond the Colony on New Zealand, during the Years 1893 and 1894.

| ISSUED IN NEW ZEALAND. | | | | |
|------------------------------------|---------|------------------------|---------|-------------------------|
| Where payable. | 1893. | | 1894. | |
| | Number. | Amount. | Number. | Amount. |
| United Kingdom | 24 969 | £ s. d. 70,444 6 11 | 23,822 | £ s. d. 65,153 19 11 |
| Foreign Offices through London | 1,984 | 8,223 18 2 | 2,109 | 8,629 18 5 |
| United States of America | 2 663 | 7,876 14 10 | 2,582 | 5,564 11 10 |
| Canada | 171 | 804 5 8 | 197 | 643 3 0 |
| Cape Colony | | | 23 | 139 16 6 |
| Ceylon | 3 | 15 18 3 | 16 | 79 5 7 |
| Hongkong | 39 | 219 18 8 | 76 | 468 1 11 |
| India | | | 108 | 327 17 3 |
| New South Wales | 15,861 | 36,571 16 11 | 9,200 | 29,071 18 6 |
| Queensland | 5,604 | 9,772 8 0 | 15 569 | 21,184 18 2 |
| South Australia | 685 | 2,078 10 8 | 606 | 1,664 17 5 |
| Straits Settlements | 8 | 15 13 6 | 6 | 18 9 2 |
| Tasmania | 1,464 | 4,074 10 2 | 1,471 | 3,845 12 1 |
| Victoria | 11 236 | 33,832 13 2 | 11,171 | 31 013 8 9 |
| Western Australia | 137 | 639 13 9 | 188 | 935 3 6 |
| Totals | 64,824 | 174,570 8 8 | 67,144 | 168,741 2 0 |
| ISSUED BEYOND NEW ZEALAND. | | | | |
| Where issued. | 1893. | | 1894. | |
| | Number. | Amount. | Number. | Amount. |
| United Kingdom and Foreign Offices | 7,957 | £ s. d. 28,923 11 6 | 8,574 | £ s. d. 30,538 9 8 |
| United States of America | 612 | 2 711 8 10 | 719 | 3 248 7 10 |
| Canada | 177 | 981 16 10 | 187 | 1,095 14 1 |
| Cape Colony | | | 82 | 616 19 8 |
| Ceylon | 2 | 7 19 0 | 16 | 41 11 5 |
| Hongkong | 16 | 56 1 11 | 10 | 23 12 7 |
| India | | | 26 | 131 15 1 |
| New South Wales | 4,453 | 16,449 17 7 | 4,519 | 15,839 2 2 |
| Queensland | 698 | 3,025 1 9 | 736 | 2,957 1 4 |
| South Australia | 431 | 1 173 7 2 | 472 | 1,405 10 1 |
| Straits Settlements | 2 | 2 4 1 | 1 | 2 10 0 |
| Tasmania | 1 186 | 5,192 9 5 | 948 | 3,782 4 1 |
| Victoria | 3 552 | 13 512 18 4 | 3 281 | 11,067 16 8 |
| Western Australia | 339 | 1 509 3 2 | 412 | 1,607 5 11 |
| Totals | 19,425 | 73,545 19 7 | 19,983 | 72,358 0 7 |

Table No. 3.

TABLE showing the Number and Amount of Transactions at the several Money Order and Savings Bank Offices in New Zealand during the Year 1894.

| Office. | Money Orders. | | | | | | Savings Banks. | | | | | |
|----------------------|---------------|-------------|-------------|--------|-------------|-------|----------------------|--------------|---------|------------------|--------------|---------|
| | Issued. | | | Paid. | | | New Accounts opened. | Deposits. | | Accounts closed. | Withdrawals. | |
| | No. | Commission. | Amount. | No. | Amount. | | | No. | Amount. | | No. | Amount. |
| | | £ s. d. | £ s. d. | | £ s. d. | | | £ s. d. | | | £ s. d. | |
| AUCKLAND | 15,426 | 858 10 0 | 53,655 16 7 | 27,159 | 97 556 2 4 | 1,937 | 11 516 | 235,658 13 5 | 2,089 | 14,625 | 275,017 14 9 | |
| Alexandra | 119 | 3 17 9 | 333 12 10 | 30 | 135 13 3 | 7 | 37 | 256 8 0 | 4 | 31 | 220 3 9 | |
| Aratapu | 641 | 26 8 6 | 1,802 1 4 | 114 | 513 5 2 | 38 | 313 | 1,887 2 0 | 11 | 64 | 629 14 7 | |
| Avondale | 63 | 2 19 9 | 153 10 3 | 101 | 379 8 10 | 4 | 32 | 183 7 0 | 3 | 9 | 56 2 3 | |
| Bombay | 196 | 5 18 3 | 687 12 10 | 62 | 343 14 2 | 18 | 90 | 689 13 8 | 5 | 30 | 565 13 1 | |
| Cambridge | 624 | 23 17 9 | 1,805 8 7 | 374 | 1,507 4 0 | 80 | 393 | 3 219 17 6 | 39 | 223 | 3 720 5 3 | |
| Clevedon | 150 | 4 13 6 | 390 8 4 | 47 | 156 18 10 | 10 | 104 | 396 9 0 | 4 | 24 | 140 6 3 | |
| Coromandel | 668 | 28 16 0 | 1,866 2 8 | 262 | 1,037 5 2 | 38 | 219 | 2 654 7 10 | 13 | 108 | 2 103 17 4 | |
| Dargaville | 1,154 | 110 11 6 | 5,183 15 5 | 182 | 838 8 8 | 159 | 548 | 7,792 17 0 | 67 | 161 | 3,949 19 8 | |
| Devonport | 293 | 12 9 0 | 653 13 11 | 285 | 1,070 3 9 | 41 | 411 | 2,443 12 9 | 6 | 119 | 1 701 8 4 | |
| Drury | 181 | 6 11 3 | 583 15 6 | 87 | 448 3 6 | 10 | 73 | 609 5 9 | 3 | 25 | 284 2 5 | |
| Hamilton | 909 | 37 17 9 | 2,767 0 5 | 587 | 2,081 7 1 | 112 | 795 | 7,847 2 5 | 47 | 259 | 4,240 13 11 | |
| Helensville | 581 | 21 2 3 | 1,693 6 10 | 219 | 734 3 0 | 27 | 212 | 1 299 6 0 | 8 | 91 | 742 17 4 | |
| Hikurangi | 94 | 3 19 6 | 247 11 8 | 11 | 78 15 6 | 10 | 23 | 151 0 2 | 2 | 15 | 774 4 2 | |
| Huntly | 475 | 17 6 0 | 1,592 6 5 | 152 | 543 12 11 | 20 | 164 | 1,559 13 0 | 8 | 61 | 689 6 6 | |
| Kaeo .. | 226 | 10 11 6 | 693 5 5 | 53 | 455 17 5 | 18 | 115 | 999 19 0 | 8 | 59 | 1,037 6 9 | |
| Kaitia | 339 | 13 11 6 | 1,045 4 6 | 65 | 316 2 8 | 13 | 82 | 431 18 0 | 14 | 51 | 478 0 7 | |
| Kamo | 553 | 15 17 3 | 1,448 1 1 | 152 | 666 16 0 | 25 | 287 | 2,614 1 4 | 22 | 202 | 4,011 17 0 | |
| Kaukapakapa | 93 | 3 14 9 | 226 8 9 | 25 | 62 18 1 | 13 | 73 | 413 8 0 | 8 | 40 | 402 2 1 | |
| Kawakawa | 554 | 20 13 6 | 1,691 0 1 | 188 | 631 8 3 | 32 | 324 | 3 516 2 0 | 29 | 165 | 2,925 3 11 | |
| Kihikihi | 187 | 6 16 9 | 535 14 2 | 78 | 364 2 8 | 21 | 114 | 739 19 0 | 15 | 70 | 811 11 2 | |
| Kohukohu | 170 | 10 18 6 | 794 1 7 | 46 | 180 11 9 | 16 | 50 | 511 1 0 | 7 | 39 | 356 14 5 | |
| Kuaotunu | 423 | 19 6 0 | 1,419 4 6 | 105 | 884 0 4 | 15 | 104 | 1,031 15 2 | 6 | 48 | 475 13 5 | |
| Mangapai | 294 | 10 1 9 | 1,234 10 11 | 60 | 250 9 10 | 2 | 17 | 224 16 0 | 6 | 27 | 447 13 7 | |
| Mangawai | 206 | 7 18 9 | 492 18 6 | 31 | 94 7 8 | 9 | 80 | 524 16 0 | 4 | 37 | 437 13 1 | |
| Mangawhare | 148 | 5 8 0 | 459 7 2 | 33 | 129 8 11 | 8 | 72 | 474 17 0 | 5 | 30 | 393 14 3 | |
| Matakana | 114 | 3 15 6 | 309 6 3 | 35 | 142 14 6 | 4 | 39 | 402 3 5 | 5 | 43 | 449 1 2 | |
| Matakohe | 5 | 0 5 9 | 5 18 6 | .. | .. | 4 | 6 | 48 3 0 | .. | 1 | 4 0 0 | |
| Matamata | 121 | 3 14 3 | 418 1 0 | 14 | 75 17 0 | 12 | 90 | 526 9 0 | 1 | 28 | 190 9 8 | |
| Mauku | 50 | 1 12 3 | 143 5 2 | 28 | 145 8 3 | 4 | 50 | 476 10 0 | 5 | 15 | 87 15 3 | |
| Maungaturoto | 148 | 6 6 6 | 588 3 7 | 97 | 382 16 7 | 6 | 25 | 542 1 0 | 4 | 31 | 422 6 7 | |
| Mercer | 262 | 8 17 0 | 875 3 10 | 86 | 367 17 8 | 11 | 72 | 644 18 1 | 2 | 54 | 643 6 4 | |
| Mititai | 163 | 4 13 0 | 455 2 7 | 26 | 70 0 7 | 10 | 33 | 372 13 0 | 8 | 32 | 426 0 0 | |
| Mongonui | 508 | 20 8 9 | 1,652 9 10 | 123 | 458 12 2 | 19 | 116 | 1,065 10 0 | 8 | 93 | 1 301 8 2 | |
| Morrinsville | 136 | 5 17 9 | 397 13 4 | 74 | 287 12 0 | 12 | 88 | 486 10 5 | 5 | 32 | 206 9 6 | |
| Mount Eden | 37 | 1 11 9 | 139 15 1 | 107 | 310 16 6 | 5 | 23 | 34 1 0 | .. | 5 | 11 15 0 | |
| Newmarket | 298 | 12 3 6 | 748 0 0 | 249 | 802 5 8 | 11 | 73 | 381 13 11 | 4 | 27 | 174 11 0 | |
| Newton | 741 | 36 10 9 | 1,799 18 10 | 1,104 | 3 385 12 5 | 65 | 673 | 3 247 12 7 | 8 | 71 | 510 8 10 | |
| Ngaruawahia | 308 | 12 5 9 | 884 13 11 | 189 | 696 9 2 | 27 | 199 | 1 303 19 10 | 16 | 112 | 895 5 10 | |
| Ohaeawai | 416 | 30 14 6 | 1 642 15 9 | 66 | 352 8 2 | 43 | 137 | 1 241 2 9 | 13 | 75 | 700 17 5 | |
| Ohaupo | 139 | 4 10 9 | 368 17 9 | 73 | 311 10 9 | 11 | 58 | 480 18 0 | 4 | 23 | 236 14 11 | |
| Omapere | 279 | 12 9 9 | 965 15 7 | 40 | 204 10 7 | 3 | 36 | 157 11 10 | 5 | 21 | 146 15 10 | |
| Onehunga | 553 | 26 10 0 | 1,610 3 4 | 794 | 2,740 13 7 | 28 | 209 | 1,927 5 7 | 22 | 118 | 1 535 15 0 | |
| Otahuhu | 219 | 9 3 3 | 586 8 0 | 306 | 1 175 14 0 | 28 | 276 | 1,668 5 0 | 14 | 113 | 1,479 8 0 | |
| Otorohanga | 241 | 11 6 6 | 797 2 7 | 55 | 222 11 0 | 26 | 154 | 1 120 8 11 | 8 | 37 | 722 15 2 | |
| Oxford | 221 | 9 10 9 | 734 6 1 | 49 | 220 11 3 | 11 | 113 | 1 210 13 7 | 2 | 20 | 403 2 0 | |
| Pahi | 207 | 7 9 0 | 531 4 7 | 60 | 249 14 7 | 11 | 47 | 390 2 0 | 8 | 51 | 472 4 2 | |
| Panmure | 2 | 0 1 6 | 2 0 0 | 3 | 11 13 6 | .. | .. | .. | .. | .. | .. | |
| Papakura | 167 | 5 13 3 | 524 5 7 | 120 | 565 4 3 | 18 | 102 | 873 12 4 | 5 | 58 | 775 10 1 | |
| Paparoa | 250 | 8 19 3 | 849 2 8 | 100 | 434 19 10 | 10 | 66 | 1,277 8 0 | 10 | 49 | 1 124 17 9 | |
| Parnell | 263 | 10 18 6 | 642 9 11 | 459 | 1,591 19 11 | 51 | 496 | 1 041 7 0 | 19 | 45 | 281 19 3 | |
| Parua Bay | 187 | 5 16 0 | 679 1 9 | 24 | 136 12 9 | 5 | 26 | 439 18 0 | 36 | 257 | 17 0 | |
| Pokeno | 62 | 2 11 6 | 233 7 2 | 33 | 130 9 4 | 3 | 41 | 491 5 0 | 6 | 34 | 454 11 5 | |
| Ponsonby | 236 | 9 7 0 | 558 7 8 | 536 | 1 800 12 6 | 17 | 68 | 240 15 0 | 7 | 26 | 86 12 3 | |
| Port Albert | 249 | 7 5 3 | 630 7 7 | 91 | 348 14 2 | 21 | 96 | 633 8 4 | 11 | 78 | 686 9 7 | |
| Pukekohe | 403 | 14 19 9 | 1,489 17 10 | 215 | 895 7 3 | 35 | 189 | 2,024 17 4 | 10 | 86 | 1 226 13 8 | |
| Raglan | 213 | 9 10 3 | 826 2 8 | 125 | 703 12 1 | 23 | 116 | 1,204 1 0 | 11 | 64 | 667 4 11 | |
| Rangiriri | 161 | 5 4 0 | 505 3 7 | 37 | 132 7 6 | 3 | 18 | 89 12 0 | 3 | 22 | 222 11 3 | |
| Rawene | 233 | 12 9 0 | 919 7 5 | 124 | 632 10 8 | 11 | 67 | 458 1 0 | 6 | 41 | 405 5 11 | |
| Rotorua | 726 | 40 15 0 | 2 778 12 4 | 344 | 1 563 10 9 | 46 | 167 | 1 692 11 8 | 23 | 133 | 1 588 17 8 | |
| Russell | 222 | 7 9 3 | 698 16 10 | 128 | 516 9 2 | 8 | 67 | 510 12 0 | 3 | 37 | 371 19 2 | |
| Tairua | 149 | 8 2 3 | 433 1 9 | 54 | 397 16 0 | 10 | 69 | 152 19 0 | 5 | 18 | 118 10 1 | |
| Te Awamutu | 343 | 14 11 0 | 955 7 4 | 204 | 803 13 7 | 33 | 210 | 1 796 8 0 | 21 | 123 | 2 135 0 3 | |
| Te Kopuru | 669 | 27 14 0 | 1,991 8 10 | 212 | 1 161 7 3 | 30 | 231 | 1,639 17 0 | 31 | 94 | 1 337 17 6 | |
| Te Kuiti | 93 | 3 6 6 | 388 7 8 | 7 | 15 18 5 | 12 | 35 | 438 7 0 | 7 | 40 | 409 17 6 | |
| Te Katoka | 201 | 7 0 9 | 552 16 0 | 24 | 87 8 11 | 11 | 33 | 369 2 0 | 1 | 4 | 70 5 0 | |
| Tuakau | 196 | 6 9 0 | 672 9 4 | 130 | 542 16 6 | 18 | 47 | 947 2 0 | 7 | 42 | 583 1 11 | |
| Upper Symonds Street | 242 | 15 11 0 | 691 18 0 | 54 | 237 17 5 | 10 | 86 | 262 0 0 | 2 | 22 | 100 18 5 | |
| Wade | 118 | 3 16 9 | 287 12 9 | 36 | 159 19 4 | 9 | 36 | 251 10 0 | 5 | 33 | 643 19 8 | |
| Waipu | 538 | 18 14 0 | 1 779 0 0 | 122 | 592 3 8 | 9 | 100 | 1 126 10 2 | 5 | 89 | 2,024 13 11 | |
| Waiuku | 472 | 16 14 6 | 1 550 14 2 | 173 | 923 9 2 | 27 | 149 | 1 794 15 0 | 20 | 98 | 1,177 1 7 | |
| Waiwera | 101 | 4 3 3 | 462 12 4 | 48 | 185 6 4 | 10 | 64 | 412 1 10 | 3 | 28 | 290 5 7 | |
| Wangarei | 1,349 | 52 10 9 | 4,179 11 1 | 569 | 2,396 15 4 | 81 | 614 | 7 720 17 8 | 65 | 345 | 5 836 2 0 | |
| Wangaroa | 113 | 5 16 6 | 344 1 9 | 33 | 110 18 1 | 11 | 73 | 837 5 0 | 6 | 30 | 446 10 11 | |
| Waotu | 68 | 3 4 6 | 172 8 6 | 30 | 162 3 11 | 3 | 18 | 171 16 0 | 3 | 10 | 65 1 5 | |
| Warkworth | 365 | 12 1 9 | 1,339 9 1 | 153 | 605 14 6 | 36 | 169 | 1,492 4 7 | 12 | 88 | 1 298 18 5 | |
| Wellsford | 88 | 2 13 9 | 254 2 0 | 51 | 224 9 1 | 3 | 21 | 141 6 0 | .. | 10 | 177 11 11 | |
| Whangapoua | 24 | 1 9 6 | 56 16 3 | 2 | 6 14 6 | .. | 6 | 33 12 0 | 3 | 9 | 49 8 9 | |
| Whitianga | 800 | 29 19 9 | 2 325 12 8 | 80 | 298 4 0 | 54 | 390 | 2,372 16 0 | 27 | 143 | 1,654 16 2 | |

Table No. 3—continued.

TABLE showing the Number and Amount of Transactions at the several Money Order and Savings Bank Offices in New Zealand during the Year 1894—continued.

| Office. | Money Orders. | | | | | Savings Banks. | | | | | |
|------------------|---------------|-------------|-------------|--------|-------------|----------------------------|-----------|--------------|---------------------|--------------|---------------|
| | Issued. | | | Paid. | | New Accounts opened. | Deposits. | | Accounts closed. | Withdrawals. | |
| | No. | Commission. | Amount. | No. | Amount. | | No. | Amount. | | No. | Amount. |
| | | £ s. d. | £ s. d. | | £ s. d. | | | £ s. d. | | | £ s. d. |
| BLENHEIM | 2 129 | 99 2 3 | 7,057 17 6 | 1 222 | 4 638 11 7 | 321 | 2 363 | 32 753 0 0 | 306 | 2,280 | 37,045 4 3 |
| Cullensville | 419 | 15 18 9 | 1 325 18 7 | 33 | 162 11 4 | 21 | 144 | 950 12 7 | 9 | 43 | 667 16 4 |
| Havelock | 573 | 21 18 3 | 2 366 15 2 | 208 | 900 4 11 | 40 | 357 | 2,166 17 1 | 22 | 108 | 1 806 15 1 |
| Kaikoura | 489 | 21 17 6 | 1 516 15 3 | 170 | 773 5 6 | 52 | 208 | 2 123 0 7 | 25 | 111 | 1 769 14 8 |
| Kekerangu | 104 | 4 9 9 | 273 5 8 | 5 | 26 3 0 | 5 | 41 | 169 18 0 | | 5 | 12 19 0 |
| Picton | 754 | 29 4 3 | 2 292 3 8 | 410 | 1 625 7 0 | 48 | 474 | 3 215 8 1 | 24 | 177 | 2,411 19 5 |
| Renwicktown | 66 | 2 11 6 | 187 2 7 | 21 | 62 19 6 | 7 | 73 | 300 10 0 | 8 | 11 | 53 0 3 |
| Spring Creek | 138 | 7 1 9 | 537 0 0 | 60 | 288 8 2 | 11 | 61 | 323 19 0 | 1 | 31 | 156 5 5 |
| CHRISTCHURCH | 13,072 | 7 11 1 6 | 44 635 13 5 | 18,983 | 71 739 11 7 | 3,299 | 29,938 | 332,640 18 8 | 2,605 | 26,000 | 367 715 14 11 |
| Akaroa | 407 | 19 4 9 | 1,385 10 1 | 197 | 725 14 0 | 43 | 311 | 3 376 3 0 | 29 | 110 | 3 011 4 10 |
| Alford Forest | 107 | 2 14 6 | 301 11 3 | 11 | 43 15 6 | | | | | | |
| Amberley | 274 | 11 6 0 | 864 10 4 | 189 | 864 18 11 | 30 | 231 | 1,684 0 0 | 15 | 94 | 1 549 14 8 |
| Ashburton | 2,329 | 96 5 3 | 8 534 2 1 | 875 | 3,180 16 8 | 274 | 1 808 | 17 460 16 3 | 132 | 862 | 14 775 9 7 |
| Bealey | 70 | 2 13 9 | 208 7 0 | 13 | 53 10 8 | 1 | 46 | 326 17 0 | | 1 | 5 0 0 |
| Belfast | 54 | 2 5 6 | 178 18 0 | 39 | 133 9 8 | 5 | 51 | 436 10 0 | 2 | 10 | 50 15 7 |
| Chertsey | 64 | 2 0 0 | 201 18 4 | 18 | 99 13 10 | 10 | 41 | 338 13 0 | 8 | 21 | 268 11 10 |
| Cheviot | 1 323 | 64 11 9 | 7 728 12 2 | 106 | 840 7 3 | 41 | 155 | 2 816 1 0 | 11 | 102 | 2 032 5 9 |
| Coalgate | 116 | 4 19 0 | 421 19 5 | 28 | 122 5 10 | | 13 | 52 12 0 | | 1 | 25 0 0 |
| Culverden | 144 | 8 17 0 | 670 19 11 | 66 | 313 2 9 | 17 | 91 | 1 407 7 10 | 2 | 25 | 583 3 6 |
| Darfield | 105 | 4 10 0 | 342 13 7 | 26 | 111 1 0 | 20 | 93 | 553 1 0 | 7 | 19 | 147 2 5 |
| Dunsandel | 88 | 6 3 9 | 392 4 9 | 29 | 83 17 6 | 12 | 52 | 578 6 5 | 9 | 44 | 748 12 7 |
| Duvauchelle | 168 | 6 9 0 | 531 0 0 | 92 | 332 12 11 | 16 | 59 | 471 15 6 | 6 | 38 | 285 10 1 |
| Ellesmere | 12 | 0 9 6 | 37 10 6 | 8 | 39 10 8 | 1 | 22 | 367 14 0 | | 1 | 20 0 0 |
| Hammer Plains | 103 | 3 19 0 | 370 16 8 | 18 | 90 2 7 | 2 | 14 | 304 15 9 | | 4 | 85 0 0 |
| Hinds | 116 | 3 12 3 | 412 13 4 | 24 | 80 7 10 | 6 | 21 | 189 14 2 | 2 | 11 | 113 13 5 |
| Hororata | 106 | 4 11 3 | 374 10 0 | 23 | 112 6 9 | 12 | 54 | 415 7 0 | 2 | 22 | 360 12 8 |
| Kaipoi | 529 | 24 13 0 | 1,920 7 4 | 322 | 1 708 1 2 | 93 | 845 | 6,580 11 11 | 59 | 335 | 4,922 10 9 |
| Kirwee | 118 | 6 0 0 | 628 12 4 | 38 | 141 4 11 | 8 | 50 | 467 0 0 | 2 | 21 | 217 18 9 |
| Leeston | 281 | 11 10 6 | 971 1 2 | 199 | 610 5 8 | 89 | 394 | 2,414 5 10 | 8 | 85 | 693 18 0 |
| Lincoln | 102 | 6 2 6 | 404 15 0 | 110 | 447 2 5 | 14 | 79 | 1 141 6 11 | 1 | 21 | 356 8 10 |
| Little River | 334 | 13 1 0 | 1 141 12 2 | 89 | 329 10 3 | 27 | 129 | 1 118 0 8 | 2 | 30 | 351 18 7 |
| Lytelton | 1 664 | 89 8 6 | 6,067 11 7 | 832 | 3 317 19 1 | 161 | 1,477 | 12,492 18 10 | 78 | 573 | 7,604 1 10 |
| Methven | 206 | 8 2 9 | 684 16 0 | 54 | 274 10 4 | 24 | 241 | 1,634 4 10 | 21 | 74 | 1 221 19 6 |
| Mount Somers. | 89 | 4 2 6 | 334 10 0 | 33 | 175 10 10 | 9 | 51 | 325 16 0 | 3 | 17 | 289 10 4 |
| Oxford | 381 | 14 2 6 | 1,334 1 11 | 235 | 920 18 4 | 30 | 250 | 2 465 16 8 | 28 | 144 | 2 754 10 3 |
| Papanui | 45 | 1 17 9 | 155 12 0 | 94 | 356 18 6 | 6 | 86 | 423 15 0 | 3 | 30 | 414 18 5 |
| Pigeon Bay | 105 | 5 11 3 | 448 10 6 | 37 | 142 11 2 | 15 | 63 | 658 17 6 | 2 | 11 | 71 12 7 |
| Rakaia | 397 | 13 2 0 | 1,217 3 1 | 91 | 336 11 4 | 23 | 214 | 2 178 10 5 | 14 | 105 | 1,639 9 7 |
| Rangiora | 1 021 | 42 16 6 | 3,344 3 11 | 528 | 2,019 11 4 | 166 | 1,097 | 13,003 15 11 | 103 | 533 | 9 564 19 8 |
| Rolleston | 48 | 1 15 9 | 125 18 3 | 16 | 55 2 10 | 1 | 12 | 69 7 0 | | 2 | 78 0 0 |
| Sheffield | 157 | 6 6 3 | 613 1 8 | 58 | 353 17 6 | 9 | 91 | 1,103 1 0 | 8 | 43 | 720 3 8 |
| Southbridge | 309 | 11 10 6 | 1 136 17 5 | 239 | 844 15 10 | 35 | 215 | 2,308 3 6 | 13 | 88 | 1 435 10 11 |
| Springfield | 320 | 11 13 6 | 991 6 1 | 108 | 590 0 5 | 21 | 108 | 1,360 14 8 | 4 | 47 | 535 3 6 |
| Sydenham | 459 | 20 11 6 | 1,107 17 5 | 692 | 2,694 18 3 | 138 | 1 383 | 5,330 10 5 | 53 | 213 | 1 172 1 4 |
| Tinwald | 55 | 2 7 3 | 178 2 3 | 36 | 102 14 5 | 11 | 117 | 865 7 7 | 5 | 35 | 310 4 11 |
| Waiau | 207 | 11 5 6 | 879 2 1 | 62 | 263 10 4 | 28 | 274 | 2 048 19 7 | 7 | 47 | 1 112 2 0 |
| Waikari | 237 | 9 16 6 | 784 16 5 | 80 | 416 17 10 | 22 | 121 | 1,084 17 6 | 19 | 50 | 393 16 9 |
| Whitecliffs | 167 | 6 7 9 | 455 9 0 | 32 | 151 14 6 | 11 | 93 | 509 5 0 | 2 | 41 | 426 5 11 |
| Woolston | 45 | 1 13 0 | 156 3 8 | 37 | 111 5 1 | 4 | 79 | 301 18 0 | 1 | 10 | 73 2 0 |
| DUNEDIN | 9,867 | 550 1 6 | 34 532 3 1 | 21 727 | 78 379 2 10 | 2 274 | 20,157 | 238,670 10 6 | 2 293 | 20,009 | 271 549 10 4 |
| Alexandra South | 699 | 29 14 6 | 2,487 9 6 | 150 | 640 4 10 | 33 | 156 | 1 265 5 0 | 13 | 53 | 952 2 6 |
| Balclutha | 925 | 34 10 6 | 2,828 4 10 | 485 | 1,877 19 6 | 91 | 525 | 4,779 13 0 | 47 | 196 | 3,223 16 9 |
| Caversham | 139 | 6 6 9 | 422 9 9 | 333 | 897 3 7 | 61 | 629 | 1,213 15 0 | 9 | 36 | 165 7 3 |
| Clinton | 464 | 15 15 3 | 1 377 14 0 | 95 | 355 8 3 | 31 | 190 | 1,015 4 2 | 27 | 80 | 1 539 8 6 |
| Clyde | 318 | 13 2 3 | 1 294 6 1 | 108 | 275 6 1 | 9 | 111 | 878 14 0 | 6 | 26 | 361 8 4 |
| Cromwell | 673 | 24 2 9 | 1 758 19 6 | 186 | 738 1 2 | 28 | 144 | 842 12 5 | 12 | 34 | 638 8 7 |
| Dunback | 102 | 3 7 6 | 342 12 7 | 31 | 99 15 1 | 8 | 33 | 282 10 0 | 1 | 12 | 128 14 10 |
| Dunedin North | 1 296 | 59 15 9 | 3,407 0 11 | 598 | 2 310 18 6 | 332 | 3 529 | 17 318 6 2 | 159 | 971 | 8 169 17 3 |
| Green Island | 140 | 5 12 3 | 364 10 9 | 153 | 466 15 11 | 22 | 207 | 887 7 5 | 14 | 58 | 500 2 7 |
| Greytown South | 82 | 2 18 0 | 265 14 6 | 20 | 56 9 4 | 4 | 26 | 296 2 0 | 3 | 12 | 131 5 9 |
| Hamilton's | 201 | 7 4 0 | 885 15 3 | 10 | 41 14 6 | 4 | 57 | 425 19 0 | 7 | 12 | 81 10 6 |
| Heriot | 160 | 5 10 6 | 442 11 7 | 41 | 239 11 9 | 2 | 30 | 136 6 0 | 3 | 8 | 101 9 7 |
| Hyde | 826 | 40 18 0 | 3,459 13 8 | 55 | 288 18 6 | 13 | 197 | 474 11 0 | 25 | 25 | 255 13 6 |
| Kaitangata | 1,092 | 39 7 6 | 3 340 12 8 | 157 | 585 5 5 | 108 | 690 | 3 463 4 7 | 60 | 185 | 2,468 4 5 |
| Kelso | 195 | 6 6 6 | 639 19 0 | 44 | 251 12 7 | 9 | 54 | 479 8 4 | 1 | 27 | 574 9 11 |
| Lawrence | 821 | 31 9 9 | 2,388 8 1 | 559 | 1,995 17 7 | 71 | 430 | 3,477 16 0 | 34 | 149 | 2 201 9 6 |
| Macrae's Flat | 370 | 12 14 3 | 1,437 1 0 | 37 | 147 18 2 | | 7 | 80 12 0 | 1 | 4 | 65 15 7 |
| Middlemarch | 423 | 17 8 3 | 1 737 14 7 | 84 | 329 9 9 | 20 | 85 | 884 10 11 | 6 | 32 | 561 4 7 |
| Miller's Flat | 48 | 1 16 0 | 212 5 5 | 3 | 5 12 1 | 5 | 7 | 95 5 0 | 2 | 3 | 30 8 8 |
| Milton | 679 | 28 16 9 | 2,269 3 1 | 389 | 1,404 18 1 | 60 | 493 | 5 234 10 1 | 48 | 276 | 4 041 14 4 |
| Mosgiel | 248 | 10 7 0 | 539 10 5 | 248 | 879 7 8 | 37 | 259 | 2 160 13 11 | 24 | 98 | 1,329 4 5 |
| Naseby | 708 | 28 16 6 | 2,258 1 5 | 221 | 894 0 4 | 44 | 300 | 1 595 1 9 | 24 | 68 | 1 135 19 6 |
| Nenthorn | 34 | 1 0 6 | 97 10 7 | 13 | 71 16 9 | 1 | 11 | 19 1 0 | 3 | 4 | 3 9 7 |
| Ophir | 449 | 18 0 6 | 1 537 6 3 | 80 | 276 12 7 | 11 | 64 | 585 17 0 | 13 | 207 | 207 5 9 |
| Outram | 227 | 8 4 0 | 680 15 11 | 124 | 576 16 0 | 26 | 146 | 1,356 3 11 | 9 | 45 | 245 12 10 |
| Owaka | 844 | 23 11 9 | 3 105 12 2 | 165 | 870 16 4 | 25 | 104 | 817 6 4 | 9 | 91 | 1 175 13 7 |
| Palmerston South | 639 | 22 1 0 | 1,903 8 0 | 443 | 2,051 14 6 | 61 | 737 | 2 367 18 3 | 46 | 137 | 1 323 16 11 |
| Patearoa | 148 | 5 9 3 | 530 7 1 | 11 | 37 4 9 | | | | | | |

Table No. 3—continued.

TABLE showing the Number and Amount of Transactions at the several Money Order and Savings Bank Offices in New Zealand during the Year 1894—continued.

| Office. | Money Orders. | | | | | Savings Banks. | | | | | | |
|-----------------|---------------|-------------|-------------|-------|-------------|----------------------|-------------------|---------|------------------|--------------|---------|--|
| | Issued. | | | Paid. | | New Accounts opened. | Deposits. | | Accounts closed. | Withdrawals. | | |
| | No. | Commission. | Amount. | No. | Amount. | | No. | Amount. | | No. | Amount. | |
| DUNEDIN—cont'd. | | £ s. d. | £ s. d. | | £ s. d. | | £ s. d. | | | £ s. d. | | |
| Pembroke | 220 | 14 15 0 | 915 7 4 | 36 | 140 8 5 | 1 | 10 151 8 10 | 7 | 13 | 239 3 9 | | |
| Port Chalmers | 820 | 44 14 6 | 2,949 6 4 | 734 | 2,589 18 0 | 181 | 1 585 7,985 10 9 | 93 | 476 | 5,184 7 5 | | |
| Puerua | 68 | 2 0 0 | 215 8 1 | 12 | 60 12 10 | | | | | | | |
| Roxburgh | 702 | 24 11 0 | 2,333 2 5 | 100 | 384 18 6 | 52 | 303 3,134 12 9 | 25 | 100 | 1,903 10 2 | | |
| St. Bathans | 396 | 15 4 3 | 1,294 5 2 | 44 | 184 15 7 | 13 | 152 508 2 5 | 17 | 30 | 242 16 7 | | |
| Seacliff | 185 | 6 19 3 | 565 9 3 | 126 | 544 14 11 | 14 | 123 490 15 3 | 2 | 23 | 206 3 6 | | |
| South Dunedin | 313 | 14 9 9 | 807 6 6 | 513 | 1,861 12 9 | 72 | 652 2,478 10 4 | 30 | 139 | 1,081 15 10 | | |
| Stirling | 170 | 6 14 3 | 544 13 0 | 72 | 233 5 10 | 17 | 78 546 10 3 | 10 | 36 | 468 6 2 | | |
| Tapanui | 622 | 20 19 6 | 1,730 18 8 | 114 | 374 16 9 | 44 | 257 1,465 1 6 | 26 | 68 | 1,446 0 1 | | |
| Waiholo | 95 | 3 9 3 | 305 18 3 | 30 | 136 2 10 | 12 | 76 733 16 0 | 12 | 39 | 570 17 5 | | |
| Waikaia | 490 | 17 12 6 | 1,507 1 8 | 69 | 310 18 6 | 26 | 153 946 14 9 | 7 | 36 | 404 0 2 | | |
| Waikoikoi | 47 | 1 8 6 | 88 5 4 | 18 | 41 17 1 | | | | | | | |
| Waikouaiti | 495 | 15 10 0 | 1,450 13 11 | 202 | 606 13 3 | 21 | 140 1,026 15 6 | 14 | 51 | 622 1 7 | | |
| Waipori | 60 | 1 17 6 | 135 16 10 | 18 | 83 5 0 | | | | | | | |
| Waitahuna | 178 | 6 4 0 | 497 16 1 | 64 | 233 6 8 | 14 | 79 840 19 0 | 5 | 16 | 374 18 9 | | |
| Waitati | 115 | 4 5 3 | 383 2 1 | 106 | 372 19 2 | 27 | 125 331 13 8 | 3 | 27 | 322 17 4 | | |
| GISBORNE | 2,824 | 170 12 6 | 10,463 4 11 | 1,099 | 4,827 4 6 | 509 | 2 707 33 344 14 5 | 469 | 2,916 | 39,117 4 5 | | |
| Tolaga Bay | 147 | 7 5 9 | 508 4 4 | 26 | 159 10 9 | 12 | 33 297 8 2 | 3 | 8 | 68 5 0 | | |
| Waipiro Bay | 332 | 21 2 9 | 1,519 9 7 | 57 | 381 19 4 | 46 | 244 2,280 15 3 | 10 | 59 | 757 2 0 | | |
| GREYMOUTH | 2,326 | 122 18 3 | 8,476 7 1 | 1,812 | 6,343 15 4 | 269 | 1,969 30,753 14 8 | 299 | 1,766 | 36,524 9 6 | | |
| Ahaura | 350 | 15 0 9 | 1,632 15 8 | 52 | 195 3 11 | 12 | 72 542 1 7 | 4 | 17 | 277 4 6 | | |
| Brunnerton | 641 | 31 17 6 | 2,012 8 1 | 197 | 668 0 4 | 50 | 474 3 152 13 11 | 20 | 119 | 1,369 18 6 | | |
| Jackson's* | 37 | 1 12 9 | 160 19 9 | 3 | 4 6 6 | 2 | 5 12 11 0 | 1 | 5 | 45 10 2 | | |
| Nelson Creek | 196 | 6 19 3 | 531 7 4 | 13 | 88 3 0 | 11 | 43 209 0 0 | 8 | 25 | 137 13 7 | | |
| Ngahere | 92 | 3 14 6 | 331 12 6 | 9 | 51 19 2 | 14 | 49 192 5 8 | 2 | 9 | 140 19 10 | | |
| Reefton | 1,209 | 61 15 0 | 4,087 9 3 | 835 | 2,695 16 8 | 64 | 320 3,814 16 10 | 43 | 171 | 2,108 4 7 | | |
| Stillwater | 82 | 3 8 6 | 228 10 8 | 36 | 96 7 10 | 7 | 56 287 18 0 | 4 | 19 | 170 19 4 | | |
| Totara Flat | 155 | 5 10 3 | 457 17 1 | 18 | 95 2 0 | 5 | 41 459 18 0 | 2 | 10 | 80 18 2 | | |
| HOKITIKA | 1,478 | 66 17 3 | 4,515 15 9 | 842 | 3,089 19 0 | 124 | 799 15 850 0 5 | 117 | 517 | 12,464 17 2 | | |
| Goldsborough | 89 | 4 0 6 | 240 7 1 | 23 | 83 4 10 | 4 | 31 378 16 0 | 4 | 20 | 324 9 7 | | |
| Jackson's | 1 | 0 0 6 | 1 2 6 | | | | | | | | | |
| Kumara | 858 | 34 2 0 | 2,451 12 10 | 254 | 866 16 2 | 55 | 418 4,332 16 1 | 58 | 201 | 5,227 10 2 | | |
| Ross | 358 | 13 1 9 | 1,002 6 10 | 128 | 488 10 3 | 21 | 123 1,994 7 0 | 12 | 77 | 1,446 0 11 | | |
| Stafford | 324 | 10 15 6 | 954 15 11 | 36 | 171 15 2 | 13 | 73 336 15 0 | 6 | 38 | 286 14 7 | | |
| INVERCARGILL | 3,467 | 170 15 9 | 11,657 10 1 | 4,556 | 16,675 7 9 | 646 | 4,246 51 612 13 0 | 634 | 3,635 | 52,946 15 11 | | |
| Arrowtown | 488 | 20 11 3 | 1,496 11 3 | 78 | 335 4 5 | 22 | 88 519 9 8 | 8 | 28 | 464 6 9 | | |
| Balfour | 89 | 3 17 9 | 257 18 3 | 13 | 46 0 8 | 9 | 62 616 12 0 | 3 | 20 | 297 16 2 | | |
| Bluff | 711 | 31 9 3 | 2,631 10 1 | 279 | 1,081 14 10 | 67 | 295 2,992 15 5 | 32 | 150 | 1,867 12 0 | | |
| Dipton | 187 | 6 14 0 | 639 1 2 | 56 | 176 5 6 | 18 | 63 565 16 0 | 7 | 35 | 519 2 6 | | |
| Edendale | 174 | 5 17 6 | 592 3 2 | 40 | 216 6 5 | 9 | 52 647 6 3 | 3 | 16 | 371 5 10 | | |
| Fortrose | 413 | 12 2 6 | 1,477 10 10 | 49 | 241 3 10 | 19 | 60 2,089 1 6 | 8 | 33 | 1,033 5 8 | | |
| Gore | 1,712 | 65 7 0 | 5,645 18 7 | 588 | 2,119 7 7 | 134 | 691 6,787 8 2 | 97 | 357 | 6,000 12 6 | | |
| Half-Moon Bay | 66 | 2 15 0 | 386 2 5 | 26 | 117 17 3 | 1 | 6 42 5 4 | | 3 | 18 0 0 | | |
| Kingston | 156 | 5 8 0 | 589 12 1 | 9 | 50 6 6 | 2 | 25 207 12 6 | 1 | 8 | 80 15 0 | | |
| Lumsden | 244 | 9 18 3 | 881 6 10 | 111 | 360 9 0 | 37 | 192 1 210 3 6 | 13 | 56 | 814 5 9 | | |
| Mataura | 645 | 21 14 9 | 1,695 6 2 | 159 | 539 9 6 | 42 | 261 2,018 8 0 | 28 | 119 | 1,330 11 9 | | |
| Orepuki | 459 | 16 3 7 | 1,597 6 6 | 63 | 339 3 11 | 27 | 103 819 14 0 | 15 | 68 | 794 8 1 | | |
| Otautau | 267 | 9 0 0 | 840 0 2 | 60 | 196 15 9 | 25 | 89 716 12 0 | 14 | 37 | 458 13 3 | | |
| Pukerau | 113 | 4 5 0 | 451 11 9 | 45 | 240 4 8 | 6 | 61 411 15 10 | 5 | 28 | 379 0 0 | | |
| Queenstown | 553 | 24 10 0 | 2,000 17 11 | 237 | 950 0 1 | 41 | 286 1,997 18 6 | 22 | 74 | 1,483 6 6 | | |
| Riversdale | 412 | 16 19 9 | 1,349 7 2 | 82 | 272 11 7 | 19 | 177 554 5 9 | 15 | 46 | 439 4 11 | | |
| Riverton | 512 | 19 6 3 | 1,715 5 3 | 434 | 1,506 11 5 | 69 | 460 3,987 11 8 | 39 | 197 | 2,777 11 3 | | |
| Thornbury | 100 | 4 5 3 | 327 3 4 | 24 | 90 16 8 | 17 | 80 373 11 0 | 4 | 26 | 111 14 2 | | |
| Waikaka | 6 | 0 4 0 | 29 16 11 | | | 1 | 1 3 6 0 | | | | | |
| Waipahi | 130 | 3 14 6 | 316 12 10 | 39 | 97 7 3 | 7 | 40 306 9 0 | 2 | 11 | 80 15 0 | | |
| Wairoa | 173 | 6 18 6 | 699 10 2 | 30 | 96 7 7 | 9 | 55 501 10 0 | | 10 | 104 19 2 | | |
| Winton | 529 | 21 2 9 | 1,732 9 0 | 169 | 736 12 8 | 50 | 250 2,969 9 1 | 25 | 73 | 1,280 5 10 | | |
| Woodlands | 115 | 4 0 3 | 386 1 5 | 80 | 250 3 2 | 9 | 57 406 12 0 | 4 | 29 | 350 11 8 | | |
| Wyndham | 345 | 12 4 0 | 1,080 15 11 | 125 | 472 19 3 | 45 | 230 1,534 4 1 | 26 | 94 | 1,625 13 0 | | |
| NAPIER | 5,160 | 285 6 6 | 18,512 7 0 | 4,224 | 16,116 9 2 | 975 | 6 334 71 207 4 8 | 989 | 5,765 | 82,142 17 6 | | |
| Danevirke | 1,271 | 53 13 0 | 4,387 16 4 | 415 | 1,600 1 2 | 128 | 516 6,883 7 3 | 81 | 356 | 5,388 4 8 | | |
| Hastings | 2,320 | 129 14 6 | 7,699 11 1 | 849 | 3,282 17 4 | 321 | 1 461 14,934 1 1 | 126 | 680 | 7,455 0 1 | | |
| Herbertville | 202 | 10 9 0 | 665 0 5 | 42 | 240 14 10 | 12 | 76 529 11 10 | 3 | 21 | 172 18 5 | | |
| Kaikora North | 304 | 13 0 9 | 1,001 5 2 | 66 | 274 0 5 | 16 | 85 966 8 4 | 17 | 64 | 596 4 10 | | |
| Kumeroa | 95 | 2 16 9 | 346 4 3 | 23 | 75 13 6 | | | | | | | |
| Makaretu | 174 | 6 7 3 | 712 16 9 | 17 | 88 3 4 | 6 | 28 439 2 0 | 6 | 42 | 562 18 9 | | |
| Makotuku | 144 | 5 1 0 | 495 7 4 | 48 | 165 17 3 | 7 | 64 519 7 4 | 4 | 45 | 875 17 8 | | |
| Mohaka | 134 | 7 14 0 | 466 9 7 | 35 | 221 6 0 | 8 | 33 171 11 0 | 3 | 9 | 74 16 9 | | |
| Norsewood | 549 | 22 3 9 | 2,709 18 0 | 56 | 238 4 8 | 15 | 99 1,068 3 0 | 11 | 58 | 1,432 19 8 | | |
| Ongaonga | 151 | 5 17 0 | 577 11 5 | 19 | 88 19 9 | 5 | 77 227 17 0 | 3 | 14 | 159 11 7 | | |
| Ormondville | 300 | 10 4 9 | 1,031 15 10 | 86 | 295 9 11 | 10 | 63 551 0 6 | 1 | 20 | 189 2 4 | | |
| Porangahau | 302 | 18 19 9 | 1,317 14 6 | 31 | 135 7 4 | 15 | 54 1,174 13 0 | 3 | 21 | 415 0 5 | | |
| Port Ahuriri | 576 | 34 8 6 | 1,981 1 0 | 187 | 614 16 0 | 41 | 446 2,142 13 10 | 4 | 42 | 382 6 8 | | |
| Takapau | 300 | 12 9 0 | 1,059 11 11 | 49 | 196 0 2 | 21 | 115 1,040 3 4 | 8 | 44 | 694 0 7 | | |
| Taradale | 103 | 4 19 9 | 385 19 2 | 78 | 250 5 0 | | | | | | | |
| Taupo | 329 | 16 10 9 | 1,542 15 7 | 45 | 195 19 9 | 7 | 46 507 4 4 | 2 | 18 | 425 8 4 | | |
| Tikokino | 123 | 6 6 9 | 406 16 3 | 17 | 61 14 0 | 8 | 37 562 8 0 | 3 | 22 | 143 3 0 | | |
| Waipawa | 958 | 48 0 9 | 3,436 4 11 | 702 | 2,071 8 7 | 106 | 532 6,271 13 4 | 61 | 232 | 3,934 13 5 | | |
| Waipukurau | 782 | 32 12 0 | 2,596 13 0 | 225 | 844 0 7 | 59 | 405 3,865 2 8 | 35 | 200 | 3,492 8 4 | | |
| Wairoa | 638 | 38 7 3 | 2,861 12 6 | 244 | 940 0 7 | 64 | 265 3,181 2 9 | 33 | 176 | 2,365 11 9 | | |

* Transferred from Hokitika, 1st July, 1894.

Table No. 3—continued.

TABLE showing the Number and Amount of Transactions at the several Money Order and Savings Bank Offices in New Zealand during the Year 1894—continued.

| Office. | Money Orders. | | | | | | Savings Banks. | | | | | |
|------------------|---------------|-------------|-------------|--------|--------------|-------|----------------------|--------------|---------|------------------|--------------|---------|
| | Issued. | | | Paid. | | | New Accounts opened. | Deposits. | | Accounts closed. | Withdrawals. | |
| | No. | Commission. | Amount. | No. | Amount. | | | No. | Amount. | | No. | Amount. |
| | | £ s. d. | £ s. d. | | £ s. d. | | | £ s. d. | | | £ s. d. | |
| NELSON. | 2,785 | 136 0 0 | 9,436 6 2 | 3 749 | 15,675 8 6 | 414 | 3 207 | 46,311 1 10 | 383 | 2,870 | 52 298 15 10 | |
| Belgrove | 53 | 2 11 0 | 211 4 3 | 37 | 112 18 3 | 16 | 96 | 734 16 0 | 9 | 33 | 823 14 1 | |
| Brightwater | 134 | 5 6 9 | 477 4 10 | 51 | 158 9 3 | 11 | 109 | 513 3 0 | 3 | 29 | 285 13 2 | |
| Collingwood | 686 | 26 15 3 | 3,272 10 7 | 76 | 394 5 6 | 27 | 140 | 2,041 12 11 | 10 | 79 | 881 8 11 | |
| Motueka | 523 | 18 2 0 | 1,959 0 8 | 224 | 1,012 16 7 | 41 | 328 | 2 596 11 4 | 28 | 150 | 2,038 18 6 | |
| Motupiko | 11 | 0 11 0 | 28 5 3 | 3 | 1 17 6 | | 1 | 5 0 0 | .. | 2 | 45 0 0 | |
| Ngatimote | 6 | 0 6 0 | 30 6 0 | 1 | 0 13 2 | 2 | 4 | 4 6 0 | 1 | 7 | 143 0 6 | |
| Richmond | 128 | 6 7 0 | 418 3 6 | 125 | 654 9 6 | 27 | 179 | 2 210 18 5 | 11 | 65 | 1,413 4 6 | |
| Takaka | 363 | 14 18 6 | 1 559 14 5 | 122 | 492 15 10 | 29 | 139 | 2,049 11 6 | 3 | 82 | 1 135 9 0 | |
| The Port | 206 | 12 5 3 | 714 18 3 | 108 | 291 18 11 | 15 | 141 | 658 0 11 | 5 | 42 | 248 0 10 | |
| Upper Moutere | 1 | 0 0 6 | 2 19 2 | | | | | | | | | |
| Wakefield | 181 | 7 11 3 | 629 5 0 | 123 | 536 2 3 | 23 | 186 | 2,047 11 11 | 6 | 52 | 1 551 11 9 | |
| NEW PLYMOUTH | 2,900 | 140 14 0 | 9,605 4 1 | 3,435 | 15 989 12 7 | 514 | 3,039 | 43 005 12 2 | 537 | 2,864 | 51 891 8 1 | |
| Inglewood | 934 | 34 7 9 | 3,457 9 10 | 305 | 1,686 8 8 | 132 | 730 | 6,454 4 7 | 58 | 319 | 3,501 16 9 | |
| Midhurst | 106 | 4 4 9 | 364 13 1 | 31 | 137 18 4 | 12 | 44 | 192 10 11 | 1 | 16 | 133 19 11 | |
| Opunake | 549 | 19 1 7 | 2,126 18 8 | 138 | 696 12 4 | 24 | 147 | 1,748 10 7 | 15 | 115 | 2,064 16 6 | |
| Pungarehu | 212 | 8 1 0 | 899 19 8 | 64 | 315 7 11 | 9 | 51 | 609 6 0 | 7 | 38 | 467 11 3 | |
| Stratford | 1,867 | 73 2 6 | 6,810 16 3 | 456 | 2,065 17 8 | 203 | 641 | 8,561 18 11 | 85 | 415 | 6,318 8 4 | |
| Waitara | 508 | 23 4 9 | 1,898 5 1 | 315 | 1,401 5 11 | 63 | 329 | 4,149 3 0 | 35 | 180 | 3,485 0 5 | |
| OAMARU | 2 798 | 124 10 9 | 9,738 13 10 | 1,776 | 6,351 12 3 | 451 | 2,720 | 33,580 1 4 | 379 | 2,165 | 35,178 16 1 | |
| Dunroon | 174 | 5 8 3 | 572 8 0 | 36 | 92 10 0 | 7 | 52 | 315 16 6 | 1 | 18 | 129 15 6 | |
| Hampden | 415 | 13 10 3 | 1,345 5 11 | 370 | 1,099 2 0 | 15 | 53 | 319 13 2 | 6 | 39 | 495 15 9 | |
| Herbert | 180 | 6 10 9 | 655 7 11 | 52 | 314 12 11 | 6 | 52 | 397 14 0 | 3 | 35 | 572 6 0 | |
| Kakanui | 76 | 2 12 3 | 211 13 8 | 56 | 154 16 3 | 5 | 18 | 157 2 11 | | 9 | 58 15 0 | |
| Kurow | 266 | 10 17 3 | 923 9 6 | 101 | 514 7 9 | 17 | 91 | 672 15 9 | 8 | 39 | 594 6 0 | |
| Maheno | 105 | 4 6 6 | 330 2 2 | 58 | 240 5 0 | 21 | 87 | 459 10 5 | 12 | 23 | 259 8 2 | |
| Ngapara | 185 | 5 15 3 | 533 16 3 | 26 | 121 11 6 | 17 | 81 | 246 0 8 | 3 | 17 | 93 2 1 | |
| Shag Point | 163 | 5 11 0 | 420 3 10 | 66 | 205 15 8 | 2 | 2 | 2 10 0 | | .. | | |
| THAMES | 1,859 | 84 10 6 | 6,146 19 7 | 1,545 | 5,737 10 4 | 266 | 2,329 | 22,963 12 10 | 302 | 2,347 | 25,491 11 2 | |
| Karangahake | 532 | 20 14 9 | 2 183 15 4 | 41 | 188 6 0 | 15 | 73 | 518 3 0 | 3 | 38 | 307 3 9 | |
| Katikati | 172 | 7 1 3 | 488 5 1 | 91 | 434 2 9 | 11 | 77 | 339 16 3 | 8 | 39 | 403 7 0 | |
| Maketu | 114 | 4 5 9 | 321 18 2 | 39 | 188 11 0 | 4 | 22 | 451 7 0 | 1 | 14 | 199 17 1 | |
| Miranda | 40 | 1 8 6 | 143 10 1 | 14 | 50 9 0 | | | | | | | |
| Opotiki | 584 | 25 19 9 | 2,298 15 6 | 263 | 1 377 1 11 | 82 | 329 | 5 362 2 7 | 33 | 141 | 4 578 19 8 | |
| Paeroa | 647 | 29 5 3 | 2 175 8 2 | 196 | 900 8 8 | 49 | 194 | 1 775 8 5 | 21 | 104 | 1 180 1 7 | |
| Tapu | 7 | 0 7 6 | 15 12 6 | 4 | 18 0 0 | | | | | .. | | |
| Tauranga | 647 | 28 18 9 | 1,802 2 6 | 613 | 2 320 4 6 | 66 | 495 | 6,680 14 3 | 50 | 255 | 5 224 10 2 | |
| Te Aroha | 885 | 28 5 6 | 3,175 8 5 | 339 | 1,470 2 7 | 34 | 272 | 1,929 0 9 | 30 | 198 | 2,257 16 9 | |
| Te Puke | 187 | 9 10 9 | 627 19 11 | 66 | 263 14 6 | 4 | 46 | 390 6 0 | 4 | 50 | 1,004 1 11 | |
| Waihi | 698 | 27 4 3 | 2,397 13 7 | 74 | 356 5 4 | 34 | 247 | 2 338 10 10 | 9 | 96 | 2,189 4 4 | |
| Waiorongomai | 64 | 1 18 3 | 151 4 4 | 19 | 62 13 3 | | | | | | | |
| Waitekauri | 130 | 4 0 0 | 440 15 5 | 22 | 129 7 0 | 6 | 26 | 273 10 6 | | 12 | 158 9 0 | |
| Whakatane | 275 | 13 8 0 | 973 5 4 | 161 | 872 5 7 | 19 | 64 | 613 3 3 | 10 | 27 | 187 7 2 | |
| TIMARU | 3,043 | 142 8 6 | 10,311 10 6 | 1,878 | 6,637 11 8 | 513 | 3,899 | 38,976 17 4 | 551 | 2,982 | 43,989 17 10 | |
| Albury | 19 | 0 15 0 | 65 6 8 | | | 3 | 7 | 71 0 0 | | 3 | 18 0 0 | |
| Fairlie | 244 | 11 15 9 | 927 7 4 | 74 | 367 19 9 | 21 | 70 | 686 10 8 | 6 | 23 | 377 0 7 | |
| Geraldine | 883 | 30 0 6 | 2,964 9 6 | 247 | 1,147 15 11 | 69 | 477 | 3 770 5 8 | 35 | 222 | 3,403 15 4 | |
| Makikihi | 83 | 3 0 3 | 261 3 8 | 22 | 77 14 2 | 2 | 18 | 116 0 1 | | 8 | 114 9 0 | |
| Orari | 13 | 0 6 0 | 25 8 10 | 3 | 5 5 0 | | 2 | 3 0 0 | | 1 | 5 0 0 | |
| Pleasant Point.. | 156 | 6 3 6 | 493 13 11 | 58 | 232 3 10 | 20 | 69 | 722 18 3 | 2 | 42 | 406 19 10 | |
| St. Andrew | 160 | 6 8 9 | 429 9 1 | 81 | 357 2 1 | 8 | 42 | 269 0 8 | 1 | 11 | 70 0 8 | |
| Temuka | 663 | 24 10 3 | 1,923 9 9 | 338 | 1 256 18 2 | 79 | 425 | 3,794 8 8 | 36 | 156 | 1,882 14 9 | |
| Waimate | 1,057 | 39 2 0 | 3,914 0 8 | 389 | 1 583 12 2 | 122 | 624 | 5,458 8 9 | 57 | 287 | 4,626 5 6 | |
| Waitaki | 111 | 3 8 9 | 336 10 9 | 33 | 170 7 6 | 5 | 22 | 162 3 0 | 2 | 3 | 147 18 4 | |
| Winchester | 67 | 2 2 6 | 176 3 2 | 25 | 124 15 6 | 9 | 46 | 151 3 10 | 10 | 30 | 285 3 11 | |
| WANGANUI | 4,351 | 214 2 6 | 16,566 14 6 | 3 261 | 11,883 10 2 | 837 | 5 182 | 62,833 18 0 | 752 | 4,411 | 67,856 16 1 | |
| Bull's | 441 | 22 7 9 | 1,452 13 8 | 156 | 548 5 11 | 62 | 387 | 2 254 1 1 | 37 | 169 | 2 806 17 4 | |
| Eltham | 627 | 26 9 0 | 2,476 18 2 | 183 | 1,008 3 3 | 73 | 251 | 3 139 13 2 | 31 | 129 | 2,345 6 3 | |
| Fordell | 212 | 7 2 0 | 691 5 6 | 39 | 100 3 9 | 14 | 73 | 513 19 6 | 2 | 23 | 182 1 0 | |
| Hawera | 1,770 | 87 3 9 | 6,356 8 7 | 758 | 3,096 15 7 | 200 | 948 | 10,496 11 0 | 108 | 442 | 8 977 12 2 | |
| Hunterville | 799 | 36 1 0 | 2,921 6 1 | 213 | 873 10 10 | 72 | 278 | 4,160 4 0 | 30 | 146 | 2 523 16 6 | |
| Kaimanuka | 10 | 0 9 0 | 37 19 6 | 1 | 2 0 0 | 1 | 2 | 31 0 0 | | | | |
| Kaponga | 257 | 7 15 6 | 863 15 1 | 42 | 320 10 3 | 16 | 70 | 810 18 1 | 7 | 39 | 563 14 4 | |
| Manaia | 678 | 23 15 3 | 3,926 6 4 | 209 | 961 3 3 | 58 | 237 | 2,555 8 3 | 39 | 168 | 3 466 11 3 | |
| Manutahi | 53 | 1 15 8 | 190 1 3 | 16 | 84 10 10 | 8 | 17 | 205 8 0 | 5 | 13 | 127 4 0 | |
| Marton | 1,327 | 56 18 9 | 5,837 14 6 | 586 | 2,505 19 4 | 114 | 682 | 6,926 8 9 | 59 | 347 | 6,800 19 8 | |
| Normanby | 209 | 8 15 0 | 762 2 9 | 107 | 452 12 6 | 22 | 108 | 1 108 6 7 | 15 | 47 | 722 11 3 | |
| Ohingaiti | 562 | 22 7 4 | 2 010 4 7 | 47 | 237 7 2 | 40 | 127 | 1 852 19 3 | 7 | 38 | 842 13 6 | |
| Patea | 787 | 33 6 6 | 2 583 16 2 | 334 | 1,655 1 4 | 87 | 519 | 4 582 9 2 | 43 | 224 | 3,692 5 2 | |
| Turakina | 232 | 9 6 0 | 901 17 8 | 63 | 248 15 7 | 20 | 117 | 879 4 0 | 9 | 54 | 643 7 9 | |
| Waitotara | 254 | 13 0 9 | 1 106 15 11 | 72 | 314 1 11 | 27 | 84 | 2,066 11 7 | 9 | 32 | 790 12 1 | |
| Waverley | 488 | 16 2 0 | 2,138 9 10 | 125 | 560 17 7 | 57 | 280 | 3,020 0 7 | 26 | 100 | 2 246 6 1 | |
| WELLINGTON | 15,925 | 110 0 0 | 57 397 1 10 | 24,747 | 105,631 12 7 | 3,182 | 25,923 | 320,465 3 2 | 3,268 | 25 319 | 355,133 2 7 | |
| Adelaide Road | 18 | 0 16 9 | 40 11 7 | 1 | 1 2 0 | 2 | 21 | 40 15 0 | | 3 | 5 10 0 | |
| Ashurst | 366 | 12 14 9 | 1 204 6 7 | 176 | 943 12 4 | 31 | 160 | 697 6 6 | 17 | 82 | 493 6 0 | |
| Campbelltown | 187 | 6 15 9 | 613 0 11 | 22 | 103 8 7 | 8 | 62 | 497 9 5 | 5 | 19 | 222 11 7 | |
| Carterton | 885 | 37 19 0 | 3,032 7 4 | 395 | 1 477 7 0 | 114 | 765 | 8,237 2 3 | 64 | 319 | 5,631 1 10 | |

Table No. 3—continued.

TABLE showing the Number and Amount of Transactions at the several Money Order and Savings Bank Offices in New Zealand during the Year 1894—continued.

| Office. | Money Orders. | | | | | Savings Banks. | | | | | |
|-------------------|---------------|-------------|-------------|-------|-------------|----------------------------|-----------|-------------|---------------------|--------------|-------------|
| | Issued. | | | Paid. | | New Accounts opened. | Deposits. | | Accounts closed. | Withdrawals. | |
| | No. | Commission. | Amount. | No. | Amount. | | No. | Amount. | | No. | Amount. |
| WELLINGTON | | £ s. d. | £ s. d. | | £ s. d. | | | £ s. d. | | | £ s. d. |
| <i>continued.</i> | | | | | | | | | | | |
| Castlepoint | 60 | 2 6 9 | 162 17 0 | 10 | 32 6 1 | 2 | 12 | 118 4 0 | 1 | 11 | 130 16 6 |
| Chatham Islands | 135 | 6 15 6 | 854 8 10 | 32 | 197 4 6 | 10 | 31 | 219 17 9 | 1 | 1 | 0 14 9 |
| Eketahuna | 1,019 | 42 19 3 | 4,600 15 1 | 331 | 1 893 8 11 | 92 | 431 | 4,912 13 7 | 27 | 263 | 3 847 3 0 |
| Featherston | 589 | 25 6 0 | 1 874 15 10 | 151 | 603 4 4 | 68 | 324 | 3,155 17 5 | 28 | 133 | 2 247 12 0 |
| Feilding | 1 599 | 65 14 9 | 6,744 7 6 | 741 | 2,946 17 1 | 198 | 1,085 | 10,716 18 8 | 107 | 514 | 10,398 13 8 |
| Fowler's | 391 | 11 13 9 | 1 728 5 11 | 80 | 616 12 11 | 16 | 75 | 588 12 4 | 4 | 32 | 453 16 4 |
| Foxton | 589 | 22 3 6 | 1,623 14 3 | 297 | 1 143 16 6 | 66 | 444 | 3 102 18 2 | 40 | 274 | 2 742 15 7 |
| Greytown North | 671 | 34 7 8 | 2 344 11 1 | 321 | 1 122 3 10 | 63 | 510 | 3,766 8 6 | 44 | 226 | 3,237 6 4 |
| Halcombe | 345 | 13 5 6 | 1,044 7 5 | 111 | 474 15 3 | 43 | 195 | 1,401 16 10 | 25 | 90 | 1 293 4 0 |
| Hutt | 237 | 11 8 6 | 760 7 1 | 179 | 637 0 6 | 86 | 453 | 5,669 6 3 | 26 | 139 | 1 554 16 11 |
| Johnsonville | 140 | 5 12 3 | 348 15 11 | 48 | 197 5 4 | 29 | 438 | 1 787 3 10 | 12 | 139 | 1 171 11 9 |
| Kaitoke | 53 | 1 17 0 | 151 13 11 | 10 | 42 15 4 | 2 | 46 | 185 12 0 | 2 | 8 | 52 0 8 |
| Kaiwarawara | 76 | 3 19 0 | 209 13 2 | 14 | 51 15 0 | 11 | 190 | 464 18 0 | 2 | 49 | 281 11 6 |
| Levin | 577 | 18 16 3 | 1,881 6 10 | 109 | 440 11 9 | 38 | 143 | 1,044 3 9 | 21 | 84 | 671 17 3 |
| Manukau | 248 | 9 7 9 | 760 15 7 | 61 | 345 11 9 | 27 | 83 | 637 14 0 | 4 | 60 | 873 7 9 |
| Martinborough | 389 | 17 0 3 | 1,074 18 0 | 64 | 253 5 9 | 33 | 118 | 1 799 5 10 | 18 | 88 | 1,279 11 4 |
| Masterton | 2,376 | 105 11 0 | 11,717 10 4 | 1 232 | 5,004 9 10 | 288 | 1,722 | 14,330 2 11 | 182 | 902 | 11,002 13 3 |
| Mauriceville | 346 | 10 10 0 | 1,409 17 10 | 49 | 165 1 0 | 16 | 83 | 643 7 0 | 9 | 97 | 1 392 0 9 |
| Ngahauranga | 59 | 2 8 3 | 197 3 7 | 34 | 122 17 9 | 6 | 81 | 192 8 0 | 1 | 13 | 50 15 9 |
| Otaki | 666 | 29 3 9 | 2 309 11 3 | 335 | 1 241 15 1 | 44 | 362 | 3 341 16 8 | 23 | 172 | 2,036 14 3 |
| Pahiatua | 1 797 | 61 7 0 | 7 342 3 1 | 505 | 2 274 0 1 | 162 | 694 | 8,005 19 6 | 101 | 444 | 8,948 7 5 |
| Palmerston North | 3,525 | 156 10 6 | 13,461 13 0 | 2 665 | 10 288 19 7 | 514 | 2 815 | 28,517 15 8 | 270 | 1,615 | 24 720 16 2 |
| Petone | 497 | 21 11 9 | 1 269 15 10 | 320 | 1,005 13 4 | 82 | 879 | 6,134 16 4 | 40 | 316 | 2,995 6 4 |
| Porirua | 47 | 1 10 6 | 134 9 6 | 10 | 26 7 4 | 20 | 58 | 83 8 2 | 4 | 7 | 44 5 2 |
| Sanson | 224 | 8 11 9 | 884 6 3 | 57 | 266 9 0 | 23 | 106 | 961 3 8 | 10 | 48 | 1,012 3 1 |
| Shannon | 317 | 11 16 0 | 1,092 17 6 | 89 | 488 8 4 | 30 | 120 | 937 15 7 | 5 | 55 | 587 6 6 |
| Te Aro | 1,683 | 73 0 0 | 4,522 6 9 | 141 | 514 2 5 | 355 | 4 289 | 14 591 10 0 | 54 | 355 | 2 200 5 1 |
| Te Nui | 389 | 15 10 6 | 1 231 7 1 | 57 | 289 16 9 | 34 | 177 | 1,664 16 2 | 15 | 81 | 960 10 7 |
| Upper Hutt | 163 | 5 15 0 | 442 6 0 | 77 | 362 6 11 | 23 | 156 | 1 218 0 0 | 6 | 61 | 526 0 8 |
| Wellington South | 146 | 7 11 9 | 560 1 3 | 63 | 240 13 4 | 57 | 386 | 1,069 15 4 | 8 | 69 | 795 19 5 |
| Woodville | 1,526 | 52 15 0 | 5 063 5 4 | 541 | 2,092 4 3 | 123 | 554 | 6,497 0 0 | 63 | 313 | 5,469 14 4 |
| WESTPORT | 1,859 | 88 15 0 | 6,507 0 5 | 1 258 | 4,710 10 1 | 205 | 1 278 | 15 825 2 7 | 249 | 1 290 | 20,459 1 3 |
| CAPE FOULWIND | 67 | 2 18 3 | 203 5 8 | 9 | 24 14 0 | 3 | 14 | 91 19 0 | 0 | 1 | 3 0 0 |
| Capleston | 25 | 0 16 9 | 48 12 8 | 11 | 32 0 0 | 1 | 13 | 121 10 0 | 0 | 6 | 72 15 0 |
| Charleston | 334 | 13 4 9 | 947 18 10 | 53 | 271 6 6 | 14 | 132 | 1 105 9 9 | 6 | 32 | 338 7 6 |
| Denniston | 1 345 | 60 13 6 | 4,024 10 8 | 80 | 287 18 2 | 85 | 751 | 5,461 15 8 | 32 | 173 | 2,000 17 2 |
| Granity Creek | 89 | 4 1 0 | 252 18 0 | 14 | 37 19 10 | 10 | 76 | 254 6 6 | 1 | 17 | 221 0 11 |
| Longford | 125 | 4 14 3 | 473 18 10 | 18 | 161 3 11 | 2 | 8 | 167 7 0 | 2 | 18 | 377 13 10 |
| Lyell | 873 | 35 15 9 | 3,432 3 9 | 83 | 258 8 3 | 24 | 196 | 1 582 13 7 | 19 | 64 | 1,416 7 9 |
| Mokihinui | 193 | 8 9 6 | 733 8 2 | 30 | 157 12 5 | 11 | 22 | 248 3 0 | 0 | 7 | 26 15 0 |
| Murchison | 292 | 15 16 9 | 1 285 5 6 | 25 | 120 8 10 | 4 | 30 | 279 4 0 | 3 | 12 | 284 12 8 |
| Seddonville | 12 | 0 9 3 | 13 7 10 | 5 | 14 15 6 | 1 | 1 | 8 0 0 | 0 | 0 | 0 0 0 |
| Waimangaroa | 177 | 7 5 6 | 501 8 10 | 20 | 63 6 10 | 11 | 70 | 499 0 0 | 7 | 28 | 170 15 7 |

SUMMARY.

| POSTAL DISTRICT OF— | | £ | s. | d. | £ | s. | d. | | £ | s. | d. | | £ | s. | d. | | | | | | | | | | | |
|------------------------|---------|----|-----|----|----|---------|----|----|---------|---------|-----|----|--------|---------|-----------|---------|--------|--------|---------|-----------|--------|---------|---------|--------|----|---|
| Auckland | 39,236 | 1 | 894 | 13 | 0 | 128,884 | 18 | 4 | 38,404 | 142,441 | 5 | 10 | 3 | 652 | 22 | 635 | 328 | 797 | 18 | 10 | 2,912 | 19,550 | 344,205 | 0 | 7 | |
| Blenheim | 4,672 | | 202 | 4 | 0 | 15,556 | 18 | 5 | 2,129 | 8,477 | 11 | 0 | | 505 | 3 | 721 | 42 | 003 | 5 | 4 | 395 | 2 | 766 | 43,923 | 14 | 5 |
| Christchurch | 25,934 | 1 | 279 | 12 | 0 | 92,675 | 8 | 1 | 24,767 | 95 | 332 | 18 | 3 | 4 | 734 | 40,469 | 423 | 307 | 17 | 4 | 3,266 | 29,920 | 428,137 | 19 | 11 | |
| Dunedin | 27 793 | 1 | 255 | 3 | 6 | 92 271 | 12 | 7 | 28,828 | 105,206 | 18 | 6 | 3 | 884 | 33 | 111 | 311 | 744 | 16 | 3 | 3 112 | 23 718 | 316,230 | 4 | 7 | |
| Gisborne | 3,393 | | 199 | 1 | 0 | 12,490 | 18 | 10 | 1,182 | 5 | 368 | 14 | 7 | | 567 | 2,984 | 35,931 | 17 | 10 | | 482 | 2,983 | 39,942 | 11 | 5 | |
| Greymouth | 5,088 | | 252 | 16 | 9 | 17 919 | 7 | 5 | 2,975 | 10,238 | 14 | 9 | | 434 | 3,029 | 39,424 | 19 | 8 | | 383 | 2 | 141 | 40,855 | 18 | 2 | |
| Hokitika | 3,108 | | 128 | 17 | 6 | 9,166 | 0 | 11 | 1 283 | 4,700 | 5 | 5 | | 217 | 1 | 444 | 22 | 892 | 14 | 6 | | 197 | 853 | 19,749 | 12 | 5 |
| Invercargill | 12,066 | | 499 | 4 | 10 | 40,477 | 9 | 3 | 7 352 | 27 209 | 7 | 3 | 1 | 331 | 7,930 | 83,892 | 10 | 3 | | 1,005 | 5 | 153 | 75,630 | 12 | 8 | |
| Napier | 14,915 | | 765 | 2 | 9 | 54 194 | 12 | 0 | 7,458 | 27,997 | 9 | 4 | 1 | 824 | 10 736 | 116,242 | 15 | 3 | | 1,393 | 7,829 | 110,903 | 4 | 9 | | |
| Nelson | 5 077 | | 230 | 14 | 6 | 18,739 | 18 | 1 | 4,619 | 19,331 | 15 | 3 | | 605 | 4,530 | 59,172 | 13 | 10 | | 459 | 3,411 | 60 864 | 17 | 1 | | |
| New Plymouth | 7,076 | | 302 | 16 | 4 | 25 163 | 6 | 8 | 4 744 | 22,293 | 3 | 5 | | 957 | 4 981 | 64,721 | 6 | 2 | | 738 | 3,947 | 67,863 | 1 | 3 | | |
| Oamaru | 4,362 | | 179 | 2 | 3 | 14 731 | 1 | 1 | 2 541 | 9,094 | 13 | 4 | | 541 | 3 156 | 36,151 | 4 | 9 | | 412 | 2,345 | 37 382 | 4 | 7 | | |
| Thames | 6,841 | | 286 | 18 | 9 | 23,342 | 13 | 11 | 3,487 | 14 369 | 2 | 5 | | 590 | 4 174 | 43,635 | 15 | 8 | | 471 | 3,321 | 43 182 | 9 | 7 | | |
| Timaru | 6,499 | | 270 | 1 | 9 | 21 828 | 13 | 10 | 3 148 | 11,961 | 5 | 9 | | 851 | 5 701 | 54,181 | 16 | 11 | | 700 | 3,768 | 55,327 | 5 | 9 | | |
| Wanganui | 13,057 | | 586 | 17 | 9 | 50,824 | 10 | 1 | 6,212 | 24,853 | 9 | 3 | 1 | 708 | 9,362 | 107,437 | 1 | 0 | 1 | 179 | 6,382 | 104,588 | 14 | 5 | | |
| Wellington | 38 260 | 2 | 024 | 12 | 8 | 140,091 | 16 | 3 | 34 075 | 143,539 | 2 | 4 | 5 | 898 | 43,991 | 457,679 | 2 | 3 | 4 | 507 | 32,401 | 454,465 | 10 | 1 | | |
| Westport | 5,391 | | 243 | 0 | 3 | 18,423 | 19 | 2 | 1 606 | 6,140 | 4 | 4 | | 371 | 2 591 | 25,644 | 11 | 1 | | 319 | 1,648 | 25,371 | 6 | 8 | | |
| Totals | 222,678 | 10 | 600 | 19 | 7 | 776,783 | 4 | 11 | 174,810 | 678,556 | 1 | 0 | 28,669 | 204,545 | 2,252,862 | 6 | 11 | 21,930 | 152,136 | 2,268,624 | 8 | 4 | | | | |

POST OFFICE SAVINGS-BANKS.—GENERAL STATEMENT

TABLE showing the Business of the Post Office Savings-Banks in New Zealand Year by Year from the Date they were established, in February, 1867, to the 31st December 1894.

| Postal Districts. | Number of Post Office Savings-Banks Open at the Close of the Year. | Total Amount of Deposits received during the Year. | Average Amount of each Deposit received during the Year. | Number of Withdrawals during the Year. | Total Amount of Withdrawals during the Year. | Average Amount of each Withdrawal during the Year. | Excess of Deposits over Withdrawals during the Year. | Excess of Withdrawals over Deposits during the Year. | Cost of Management during the Year. | Average Cost of each Transaction, Deposited or Withdrawal. | Interest for the Year. | Number of Accounts Opened during the Year. | Number of Accounts Closed during the Year. | Number of Accounts remaining Open at Close of the Year. | Total Amount standing to the Credit of all open Accounts, inclusive of Interest of the Year. | Average Amount standing to the Credit of each open Account at Close of the Year. |
|--|--|--|--|--|--|--|--|--|-------------------------------------|--|------------------------|--|--|---|--|--|
| Auckland | 78 | 328,797 | 18 10 14 | 19,550 | 344,205 | 17 12 2 | 15,407 | 1,920 | 1,920 | 16,742 | 2 2 | 3,652 | 2,912 | 16,049 | 488,824 | 3 30 9 |
| Blenheim | 8 | 42,003 | 5 4 10 | 2,766 | 43,923 | 14 5 17 | 1,920 | 4,830 | 4,830 | 2,176 | 14 3 | 595 | 395 | 2,870 | 64,231 | 0 8 22 |
| Christchurch | 40 | 423,307 | 17 4 10 | 29,920 | 428,137 | 19 11 14 | 4,830 | 4,830 | 4,830 | 22,777 | 12 6 | 4,734 | 3,206 | 26,031 | 659,922 | 10 1 25 |
| Dunedin | 41 | 311,744 | 16 3 8 | 23,718 | 316,230 | 4 7 13 | 4,830 | 4,830 | 4,830 | 18,175 | 15 9 | 3,884 | 3,112 | 19,522 | 522,634 | 10 11 26 |
| Gisborne | 3 | 35,931 | 17 10 12 | 2,983 | 39,942 | 11 5 13 | 4,010 | 1,430 | 1,430 | 1,172 | 0 5 | 567 | 482 | 1,599 | 33,172 | 3 9 15 |
| Greymouth | 9 | 39,424 | 19 8 13 | 2,141 | 40,855 | 18 2 19 | 1,430 | 1,430 | 1,430 | 2,370 | 19 11 | 434 | 383 | 2,366 | 74,034 | 4 7 31 |
| Hokitika | 5 | 22,892 | 14 6 15 | 853 | 19,749 | 12 5 23 | 3,143 | 8,261 | 8,261 | 4,621 | 17 3 | 1,331 | 1,005 | 1,143 | 46,805 | 15 10 49 |
| Invercargill | 25 | 7,930 | 83,892 | 10 3 10 | 15,153 | 75,630 | 12 8 14 | 5,339 | 5,339 | 5,562 | 17 6 | 1,824 | 1,393 | 6,278 | 136,939 | 17 0 25 |
| Napier | 21 | 10,730 | 116,242 | 15 3 10 | 110,903 | 4 9 14 | 1,692 | 3,141 | 3,141 | 5,562 | 17 6 | 1,824 | 1,393 | 6,278 | 161,940 | 7 9 25 |
| Nelson | 12 | 4,530 | 59,172 | 13 10 13 | 60,864 | 17 1 17 | 1,692 | 3,141 | 3,141 | 2,626 | 14 8 | 957 | 738 | 4,029 | 101,340 | 11 10 25 |
| New Plymouth | 7 | 4,981 | 64,721 | 6 2 12 | 67,863 | 4 17 10 | 1,230 | 1,230 | 1,230 | 2,233 | 1 6 | 541 | 412 | 2,201 | 73,644 | 9 2 22 |
| Oamaru | 9 | 3,156 | 30,151 | 4 9 11 | 37,382 | 4 7 15 | 1,230 | 1,230 | 1,230 | 2,233 | 1 6 | 541 | 412 | 2,201 | 63,042 | 6 5 28 |
| Thames | 13 | 4,174 | 43,635 | 15 8 10 | 45,327 | 5 9 13 | 1,145 | 8,100 | 8,100 | 3,388 | 9 10 | 851 | 700 | 3,833 | 81,356 | 18 9 23 |
| Timaru | 12 | 5,701 | 54,181 | 16 11 9 | 53,377 | 9 14 13 | 1,145 | 8,100 | 8,100 | 3,388 | 9 10 | 851 | 700 | 3,833 | 97,158 | 16 10 25 |
| Wanganui | 17 | 9,362 | 107,437 | 1 0 11 | 104,588 | 14 5 16 | 2,848 | 6 7 | 6 7 | 4,605 | 10 4 | 1,768 | 1,179 | 6,179 | 135,989 | 12 9 22 |
| Wellington | 36 | 43,991 | 457,679 | 2 3 10 | 454,465 | 10 14 0 | 3,213 | 12 2 | 12 2 | 18,795 | 13 5 | 5,898 | 4,597 | 2,651 | 556,510 | 10 10 23 |
| Westport | 12 | 25,644 | 11 1 9 | 1,648 | 25,371 | 6 8 15 | 273 | 4 5 | 4 5 | 1,537 | 13 8 | 371 | 319 | 1,542 | 43,325 | 10 11 28 |
| Totals for Colony in 1894 | 348 | 2,252,862 | 6 11 11 | 152,136 | 2,268,624 | 8 4 14 | 15,762 | 1 5 | 6,500 | 4 37 | 114,643 | 4 11 | 28,669 | 21,930 | 3,340,879 | 11 4 25 |
| " 1893 | 327 | 2,386,089 | 10 7 11 | 136,739 | 2,122,521 | 16 8 15 | ... | ... | 6,500 | 4 37 | 114,643 | 4 11 | 28,669 | 21,930 | 3,340,879 | 11 4 25 |
| " 1892 | 318 | 1,878,270 | 6 4 10 | 120,628 | 1,821,348 | 18 1 15 | ... | ... | 6,500 | 4 37 | 114,643 | 4 11 | 28,669 | 21,930 | 3,340,879 | 11 4 25 |
| " 1891 | 311 | 1,766,971 | 1,842,987 | 15 2 8 | 1,693,315 | 9 3 15 | ... | ... | 5,000 | 4 16 | 104,098 | 17 0 | 26,232 | 18,171 | 2,863,670 | 12 10 25 |
| " 1890 | 296 | 1,629,938 | 1,658,543 | 3 5 10 | 1,500,437 | 9 5 14 | ... | ... | 5,000 | 4 45 | 92,319 | 0 6 | 23,719 | 17,256 | 2,605,447 | 11 6 25 |
| " 1889 | 294 | 1,539,920 | 1,515,281 | 11 3 9 | 1,457,081 | 5 10 14 | ... | ... | 5,000 | 4 39 | 84,809 | 17 1 | 21,778 | 15,511 | 2,441,876 | 8 7 25 |
| " 1888 | 200 | 1,453,355 | 1,544,747 | 7 11 10 | 1,387,471 | 1 10 13 | ... | ... | 4,000 | 4 24 | 67,363 | 15 3 | 20,368 | 15,515 | 2,191,445 | 14 1 24 |
| " 1887 | 283 | 1,312,151 | 1,312,151 | 1 5 9 | 1,297,741 | 13 11 2 | ... | ... | 4,000 | 4 24 | 67,363 | 15 3 | 20,368 | 15,515 | 2,191,445 | 14 1 24 |
| " 1886 | 271 | 1,379,989 | 1,248,405 | 6 11 9 | 1,336,287 | 6 4 14 | ... | ... | 4,000 | 4 24 | 67,363 | 15 3 | 20,368 | 15,515 | 2,191,445 | 14 1 24 |
| " 1885 | 256 | 1,341,001 | 1,341,001 | 3 2 10 | 1,264,305 | 8 3 14 | ... | ... | 4,000 | 4 24 | 67,363 | 15 3 | 20,368 | 15,515 | 2,191,445 | 14 1 24 |
| " 1884 | 243 | 1,227,909 | 1,227,909 | 11 4 9 | 1,195,931 | 0 11 14 | ... | ... | 4,000 | 4 24 | 67,363 | 15 3 | 20,368 | 15,515 | 2,191,445 | 14 1 24 |
| " 1883 | 222 | 1,279,609 | 1,178,474 | 4 1 9 | 1,255,719 | 18 3 16 | ... | ... | 4,000 | 4 24 | 67,363 | 15 3 | 20,368 | 15,515 | 2,191,445 | 14 1 24 |
| " 1882 | 227 | 1,299,951 | 1,325,852 | 2 11 4 | 1,142,599 | 0 1 16 | ... | ... | 4,000 | 4 24 | 67,363 | 15 3 | 20,368 | 15,515 | 2,191,445 | 14 1 24 |
| " 1881 | 190 | 1,285,855 | 1,189,912 | 2 7 9 | 992,195 | 1 8 15 | ... | ... | 4,000 | 4 24 | 67,363 | 15 3 | 20,368 | 15,515 | 2,191,445 | 14 1 24 |
| " 1880 | 178 | 81,600 | 804,441 | 18 10 10 | 780,504 | 13 3 16 | ... | ... | 4,000 | 4 24 | 67,363 | 15 3 | 20,368 | 15,515 | 2,191,445 | 14 1 24 |
| " 1879 | 165 | 71,865 | 812,399 | 11 11 11 | 780,504 | 13 3 16 | ... | ... | 4,000 | 4 24 | 67,363 | 15 3 | 20,368 | 15,515 | 2,191,445 | 14 1 24 |
| " 1878 | 147 | 69,908 | 762,084 | 12 0 18 | 780,504 | 13 3 16 | ... | ... | 4,000 | 4 24 | 67,363 | 15 3 | 20,368 | 15,515 | 2,191,445 | 14 1 24 |
| " 1877 | 138 | 69,953 | 681,294 | 13 2 11 | 697,023 | 7 5 16 | ... | ... | 4,000 | 4 24 | 67,363 | 15 3 | 20,368 | 15,515 | 2,191,445 | 14 1 24 |
| " 1876 | 124 | 57,295 | 664,134 | 12 6 11 | 666,281 | 7 4 18 | ... | ... | 4,000 | 4 24 | 67,363 | 15 3 | 20,368 | 15,515 | 2,191,445 | 14 1 24 |
| " 1875 | 119 | 56,129 | 657,653 | 4 0 11 | 729,759 | 17 9 14 | ... | ... | 4,000 | 4 24 | 67,363 | 15 3 | 20,368 | 15,515 | 2,191,445 | 14 1 24 |
| " 1874 | 103 | 52,627 | 699,249 | 14 3 13 | 729,759 | 17 9 14 | ... | ... | 4,000 | 4 24 | 67,363 | 15 3 | 20,368 | 15,515 | 2,191,445 | 14 1 24 |
| " 1873 | 97 | 39,223 | 580,542 | 5 14 16 | 620,155 | 3 5 20 | ... | ... | 4,000 | 4 24 | 67,363 | 15 3 | 20,368 | 15,515 | 2,191,445 | 14 1 24 |
| " 1872 | 92 | 31,681 | 430,877 | 0 0 13 | 431,176 | 7 11 18 | ... | ... | 4,000 | 4 24 | 67,363 | 15 3 | 20,368 | 15,515 | 2,191,445 | 14 1 24 |
| " 1871 | 81 | 24,642 | 312,338 | 18 4 12 | 291,347 | 16 3 17 | ... | ... | 4,000 | 4 24 | 67,363 | 15 3 | 20,368 | 15,515 | 2,191,445 | 14 1 24 |
| " 1870 | 70 | 20,489 | 264,328 | 5 7 12 | 269,509 | 13 2 17 | ... | ... | 4,000 | 4 24 | 67,363 | 15 3 | 20,368 | 15,515 | 2,191,445 | 14 1 24 |
| " 1869 | 59 | 17,133 | 240,898 | 5 9 14 | 180,518 | 4 1 19 | ... | ... | 4,000 | 4 24 | 67,363 | 15 3 | 20,368 | 15,515 | 2,191,445 | 14 1 24 |
| " 1868 | 55 | 13,014 | 194,535 | 11 6 14 | 107,094 | 17 3 16 | ... | ... | 4,000 | 4 24 | 67,363 | 15 3 | 20,368 | 15,515 | 2,191,445 | 14 1 24 |
| Totals for Colony from 1st Feb. to 31st Dec., 1867 | 46 | 6,977 | 96,372 | 7 10 13 | 26,415 | 18 9 13 | ... | ... | 822 | 1 10 18 | 1,241 | 5 0 | 2,520 | 364 | 71,197 | 14 1 33 |

No. 5.

BALANCE-SHEET of the New Zealand Post Office Account for the Year ended 31st December, 1894.

| | Balances on 1st January, 1894. | | Transactions. | | Balances on 31st December, 1894. | |
|----------------------------------|--------------------------------|----------------|-----------------|-----------------|----------------------------------|-----------------|
| | Cr. | Dr. | Cr. | Dr. | Cr. | Dr. |
| MONEY ORDER ACCOUNTS:— | £ s. d. | £ s. d. | £ s. d. | £ s. d. | £ s. d. | £ s. d. |
| Money orders (General) | 17,931 9 0 | | 849,917 14 6 | 847 833 7 6 | 20,015 16 0 | |
| United Kingdom, &c. | 7,696 7 1 | | 74 778 4 3 | 74,947 15 8 | 7,526 15 8 | |
| United States of America, &c. | 25 14 11 | | 6,295 6 7 | 6,772 5 7 | | 451 4 1 |
| Canada | | | | 419 2 5 | | 419 2 5 |
| Cape Colony | | | 480 14 2 | 623 3 1 | | 142 8 11 |
| Ceylon | 8 0 10 | | 80 1 5 | 42 19 8 | 45 2 7 | |
| Hongkong | 194 17 8 | | 472 15 6 | 523 17 4 | 143 15 10 | |
| India | | | 329 10 0 | 332 8 3 | | 2 18 3 |
| New South Wales | 1,339 15 11 | | 29,324 14 6 | 32,767 14 6 | | 2,103 4 1 |
| Queensland | 249 16 7 | .. | 21,311 10 3 | 20,501 17 4 | 1,059 9 6 | |
| South Australia | 378 8 3 | | 1,678 8 11 | 2,492 10 8 | | 435 13 6 |
| Straits Settlements | 13 12 2 | | 18 12 10 | 7 10 6 | 24 14 6 | |
| Tasmania | | 1,362 12 10 | 5,074 7 2 | 3,805 0 0 | | 93 5 8 |
| Victoria | 4,001 3 5 | | 31 221 4 1 | 34,021 12 4 | 1,200 15 2 | |
| Western Australia | | 199 12 5 | 1 539 17 0 | 1,650 6 7 | | 310 2 0 |
| Commission | | 396 5 6 | 1,247 8 10 | 1,219 10 7 | | 368 7 3 |
| SAVINGS-BANK ACCOUNTS:— | | | | | | |
| Deposits and withdrawals | 3,241,998 7 10 | | 2,367,505 11 10 | 2,268,624 8 4 | 3 340,879 11 4 | |
| Transfers | 1,486 16 7 | | 146,337 12 6 | 146,995 6 11 | 829 2 2 | |
| TELEGRAPH ACCOUNTS:— | | | | | | |
| Receipts | 1 398 10 11½ | . | 142 852 5 4 | 148,625 13 0 | | 4,374 16 8½ |
| New South Wales | 1,325 14 4 | | 22 588 5 9 | 22 301 6 10 | 1,612 13 3 | |
| New Zealand & Australian Cable | 374 5 5 | | 6,208 10 7 | 6,092 9 10 | 490 6 2 | |
| POSTAL REVENUE ACCOUNTS:— | | | | | | |
| Stamps | 116,250 0 1½ | | 290,867 8 6 | 298,927 7 4 | 108,190 1 3½ | |
| Postal Guides | | | 327 7 6 | 327 5 0 | 0 2 6 | |
| Private box and bag rents | | | 4,944 15 0 | 4,944 15 0 | | |
| Miscellaneous receipts | | | 568 10 1½ | 331 4 3 | 237 5 10½ | |
| Money-order commission | | | 10,600 19 7 | 10,600 19 7 | | |
| Total revenue | | 407 12 2 | 212 855 9 8 | 213 355 18 9 | | 908 1 3 |
| GENERAL ACCOUNTS:— | | | | | | |
| Post Office Account | | 79,375 3 5 | 1 885,691 7 0 | 1 919,492 19 11 | | 113,176 16 4 |
| Postmasters and Telegraphists | | 204 151 7 1½ | 4,780,557 5 5½ | 4,786,878 6 6 | | 210,472 8 2 |
| Investments | | 3,189,422 7 8 | 664,614 0 0 | 693 644 0 0 | | 3,218,452 7 8 |
| Accrued interest on investments | | 24,750 0 2 | 24 750 0 2 | 28,071 17 11 | | 28,071 17 11 |
| Postal notes | 42,671 3 6 | | 118 866 0 10 | 120,146 15 1 | 41,390 9 3 | |
| Maintenance of private wires | | | 1 246 10 6 | 1 246 10 6 | | |
| Telephone exchanges | | | 23 100 14 8 | 23,100 14 8 | | |
| Foreign postage | 3,494 2 4 | | 7 598 18 5 | 4,000 0 0 | 7,093 0 9 | |
| Miscellaneous expenses | 9,630 13 8 | | 381 307 5 4 | 395,885 0 6 | | 4,947 1 6 |
| Customs duty | 498 14 10½ | | 6,095 6 0 | 5,969 13 10 | 624 7 6½ | .. |
| Game-license fees | | | 1,496 10 0 | 1,496 10 0 | | |
| Goldfields revenue | 15 4 6 | | 57 16 0 | 72 17 6 | 0 3 0 | |
| Government Insurance | 2,146 9 11 | | 23 575 9 2 | 23,998 13 10 | 1 723 5 3 | |
| Gum licenses | 594 0 0 | | | 594 0 0 | | |
| Hospital and charitable aid | | | 14 14 11 | 14 14 11 | | |
| Income-tax. | 131 7 2 | | 52,834 14 1 | 52,313 10 6 | 652 10 9 | |
| Land-tax | 6,920 3 8 | | 211,021 15 7 | 217 722 9 10 | 219 9 5 | |
| Licensing Act | | | 20 0 0 | 20 0 0 | | |
| Live-stock | 2 16 0 | | 17,623 6 0 | 17,626 2 0 | | |
| Machinery fees | 166 10 0 | | 4,050 0 0 | 4,006 0 0 | 210 10 0 | |
| Miners' Guides | 4 13 0 | | 0 10 6 | 4 13 0 | 0 10 6 | |
| Mining Act | 3,024 10 0 | | 755 10 0 | 797 0 0 | 2,983 0 0 | |
| Official Assignee | | | 100 18 3 | 100 5 9 | 0 12 6 | |
| Oyster licenses | | | 4 10 0 | 4 10 0 | .. | |
| Property-tax | 1 9 6 | | 2 16 5 | 4 5 11 | | |
| Public baths | 29 11 5 | | 198 10 1 | 202 16 0 | 25 5 6 | |
| Public Trust | 4,620 4 1 | | 118,694 12 7 | 119,149 12 10 | 4,165 3 10 | |
| Registration of births, &c. | 167 12 0 | | 1,819 0 9 | 1 830 13 3 | 155 19 6 | |
| Rents | 1 10 0 | .. | 95 7 8 | 81 17 8 | 15 0 0 | |
| General Post Office Fine Fund | 1 10 0 | | 6 0 0 | 6 10 0 | 1 0 0 | |
| Registration of code addresses | | | 290 10 0 | 290 10 0 | | |
| Government Printer | | | 193 0 6 | 129 8 9 | 63 11 9 | |
| Advances to settlers | | | 87 13 6 | | 87 13 6 | |
| New Zealand Consols | | | 2,000 0 0 | 1 000 0 0 | 1,000 0 0 | |
| Profit and loss | 31,269 14 7 | | 168,997 7 10 | 158,204 11 7 | 42,062 10 10 | |
| Totals | 3 500,065 1 3½ | 3,500,065 1 3½ | 12,727,195 9 1 | 12,727,195 9 1 | 3 584,729 15 8½ | 3,584,729 15 8½ |

No. 6

SECURITIES, &c., standing in the Name of the Postmaster-General on Account of the Post-Office Savings-Bank Fund on the 31st December, 1894.

| Description of Securities, &c. | Nominal Value. | | | Value at Cost Price. | | | Interest accrued but not received at Close of Year. | | |
|--|----------------|----|----|----------------------|----|----|---|----|----|
| | £ | s. | d. | £ | s. | d. | £ | s. | d. |
| "Cheviot Estate Payment Act 1893" Debentures, 4½ per cent. | 50,000 | 0 | 0 | 50,000 | 0 | 0 | 456 | 3 | 3 |
| Consolidated Loan 1867 Debentures, 4 per cent. | 13,000 | 0 | 0 | 12,480 | 0 | 0 | 109 | 13 | 11 |
| "Consolidated Stock Act 1884" Debentures, 4½ per cent. | 1,131,988 | 0 | 0 | 1,131,988 | 0 | 0 | 4,605 | 8 | 5 |
| Defence Loan 1870 Debentures, 4 per cent. | 75,000 | 0 | 0 | 72,000 | 0 | 0 | 632 | 17 | 6 |
| Defence Loan 1870 Debentures, 4½ per cent. | 8,100 | 0 | 0 | 8,100 | 0 | 0 | | | |
| District Railways Purchasing Act Debentures, 4 per cent. | 42,000 | 0 | 0 | 36,076 | 17 | 8 | 418 | 17 | 0 |
| District Railways Purchasing Act Scrip, 4 per cent. | 34,100 | 0 | 0 | 34,100 | 0 | 0 | 340 | 1 | 3 |
| General Purposes Loan 1873 Debentures, 4 per cent. | 5,200 | 0 | 0 | 4,342 | 0 | 0 | 43 | 17 | 7 |
| "Government Loans to Local Bodies Act 1886" Debentures, 4 per cent. | 73,000 | 0 | 0 | 73,000 | 0 | 0 | 440 | 8 | 8 |
| "Government Loans to Local Bodies Act 1886" Debentures, 4½ per cent. | 249,800 | 0 | 0 | 249,800 | 0 | 0 | 3,726 | 9 | 5 |
| Greymouth Harbour Board Debentures, 5 per cent. | 90,000 | 0 | 0 | 90,000 | 0 | 0 | 2,141 | 15 | 7 |
| Hamilton Borough Debentures, 5½ per cent. | 3,000 | 0 | 0 | 3,000 | 0 | 0 | 68 | 14 | 3 |
| Hokitika Harbour Board Debentures, 5 per cent. | 10,000 | 0 | 0 | 10,000 | 0 | 0 | *318 | 9 | 10 |
| Immigration and Public Works Loan 1870 Debentures, 4 per cent. | 173,200 | 0 | 0 | 166,272 | 0 | 0 | 1,461 | 10 | 4 |
| Immigration and Public Works Loan 1870 Debentures, 4½ per cent. | 20,900 | 0 | 0 | 20,527 | 10 | 0 | 198 | 8 | 1 |
| Imperial Immigration and Public Works Loan 1870 Guaranteed Debentures, 4 per cent. | 324,000 | 0 | 0 | 324,000 | 0 | 0 | 1,065 | 4 | 0 |
| "Land for Settlements Act 1892" Debentures, 4 per cent. | 1,100 | 0 | 0 | 1,100 | 0 | 0 | 7 | 2 | 2 |
| "Land for Settlements Act 1892" Debentures, 4½ per cent. | 53,966 | 0 | 0 | 53,966 | 0 | 0 | 405 | 17 | 0 |
| "Lands Improvement and Native Lands Acquisition Act 1894" Debentures, 4 per cent. | 31,800 | 0 | 0 | 31,800 | 0 | 0 | 62 | 14 | 7 |
| "Native Land Purchases Act 1892" Debentures, 4½ per cent. | 125,000 | 0 | 0 | 125,000 | 0 | 0 | 940 | 1 | 3 |
| North Rakaia River Board Debentures, 5 per cent. | 3,000 | 0 | 0 | 3,000 | 0 | 0 | 62 | 9 | 4 |
| Oamaru Borough Debentures, 5 per cent. | 5,000 | 0 | 0 | 5,000 | 0 | 0 | 94 | 10 | 5 |
| Oamaru Gas Bonds, 5 per cent. | 8,800 | 0 | 0 | 8,800 | 0 | 0 | 36 | 3 | 3 |
| Oamaru Harbour Mortgages, 5 per cent. | 30,000 | 0 | 0 | 30,000 | 0 | 0 | 628 | 15 | 4 |
| Oamaru Harbour Mortgages, 5½ per cent. | 32,000 | 0 | 0 | 32,000 | 0 | 0 | 737 | 15 | 0 |
| Patea Harbour Board Mortgages, 4½ per cent. | 10,000 | 0 | 0 | 10,000 | 0 | 0 | 225 | 0 | 0 |
| Thames Borough Debentures, 6 per cent. | 6,500 | 0 | 0 | 6,500 | 0 | 0 | 190 | 3 | 9 |
| Thames Harbour Board Debentures, 5 per cent. | 10,000 | 0 | 0 | 10,000 | 0 | 0 | 250 | 0 | 0 |
| Treasury Bills, 4 per cent. | 312,800 | 0 | 0 | 312,800 | 0 | 0 | | | |
| Westport Harbour Board Debentures, 5 per cent. | 302,800 | 0 | 0 | 302,800 | 0 | 0 | 7,553 | 4 | 4 |
| Post Office Account | | | | | | | 850 | 2 | 5 |
| Totals | 3,236,054 | 0 | 0 | 3,218,452 | 7 | 8 | 28,071 | 17 | 11 |

* Includes £250 due 11th November.

Table No. 7
POST-OFFICE SAVINGS-BANKS.

BALANCE-SHEET for the Year ended 31st December, 1894.

| <i>Dr.</i> | | | <i>Cr.</i> | | |
|--|-------------------|-------------|--|-------------------|-------------|
| £ | s. | d. | £ | s. | d. |
| Balance to credit of depositors, 1st January, 1894 | 3,241,998 | 7 10 | Withdrawals during the year | 2,268,624 | 8 4 |
| Deposits during the year | 2,252,862 | 6 11 | Balance to credit of depositors, 31st December, 1894 | 3,340,879 | 11 4 |
| Interest credited depositors | 114,643 | 4 11 | | | |
| | <u>£5,609,503</u> | <u>19 8</u> | | <u>£5,609,503</u> | <u>19 8</u> |

| <i>Dr.</i> | | | <i>Liabilities and Assets.</i> | | | <i>Cr.</i> | | |
|--|-------------------|-------------|--|-----------|-----|-------------------|-------------|----|
| £ | s. | d. | £ | s. | d. | £ | s. | d. |
| Balance to credit of depositors, 31st December, 1894 | 3,340,879 | 11 4 | Securities (<i>vide</i> Table No. 6) | 3,218,452 | 7 8 | | | |
| | | | Cash in Post Office Account on 31st December, 1894 | 122,427 | 3 8 | | | |
| | <u>£3,340,879</u> | <u>11 4</u> | | | | <u>£3,340,879</u> | <u>11 4</u> | |

| <i>Dr.</i> | | | <i>Profit and Loss.</i> | | | <i>Cr.</i> | | |
|---|---------------|-----------------|---|---------|-------|-----------------|-------------|----|
| £ | s. | d. | £ | s. | d. | £ | s. | d. |
| Balance forward, 1st January, 1894 | 31,269 | 14 7 | Interest credited to depositors, 1894 | 114,643 | 4 11 | | | |
| Interest on investments £168,997 | 7 10 | | Paid Public Account, expenses of management | 6,500 | 0 0 | | | |
| Less— | | | Savings-bank profits carried to revenue | 12,000 | 0 0 | | | |
| Accrued interest on 31st December, 1893 | £24,750 | 0 2 | Balance to next account | 42,062 | 10 10 | | | |
| Refunds to Treasury | 311 | 6 6 | | | | | | |
| | <u>25,061</u> | <u>6 8</u> | | | | | | |
| | | <u>143,936</u> | | | | | | |
| | | <u>£175,205</u> | | | | <u>£175,205</u> | <u>15 9</u> | |

Table No. 8.

RETURN showing the Total Number of Post-Office Savings-Bank Accounts open on the 31st December 1894, with Classified Balances, and the Number open at the end of 1893.

| Postal District. | Not exceeding £20. | Exceeding £20 and up to £50. | Exceeding £50 and up to £100. | Exceeding £100 and up to £200. | Exceeding £200 and up to £300. | Exceeding £300 and up to £400. | Exceeding £400 and up to £500. | Exceeding £500. | Total. |
|------------------|--------------------|------------------------------|-------------------------------|--------------------------------|--------------------------------|--------------------------------|--------------------------------|-----------------|---------|
| Auckland | 11,645 | 1,651 | 1 137 | 1,056 | 351 | 97 | 65 | 47 | 16,049 |
| Blenheim | 2,277 | 238 | 152 | 141 | 40 | 10 | 7 | 5 | 2,870 |
| Christchurch | 19,660 | 2 727 | 1,667 | 1,304 | 402 | 140 | 80 | 51 | 26,031 |
| Dunedin | 14,441 | 2,202 | 1,326 | 1 023 | 338 | 101 | 46 | 45 | 19,522 |
| Gisborne | 1,240 | 155 | 120 | 58 | 20 | 2 | 1 | 3 | 1 599 |
| Greymouth | 1 717 | 260 | 166 | 141 | 54 | 13 | 8 | 7 | 2,366 |
| Hokitika | 745 | 143 | 94 | 100 | 35 | 9 | 6 | 11 | 1 143 |
| Invercargill | 3,849 | 692 | 408 | 288 | 82 | 16 | 10 | 5 | 5,350 |
| Napier | 4,563 | 771 | 466 | 316 | 117 | 30 | 8 | 7 | 6,278 |
| Nelson | 3,024 | 444 | 243 | 222 | 63 | 15 | 13 | 5 | 4,029 |
| New Plymouth | 2,480 | 376 | 218 | 142 | 40 | 14 | 7 | 2 | 3,279 |
| Oamaru | 1 534 | 309 | 167 | 133 | 38 | 10 | 7 | 3 | 2,201 |
| Thames | 2,687 | 352 | 215 | 159 | 58 | 13 | 7 | 10 | 3,501 |
| Timaru | 2,845 | 441 | 254 | 206 | 53 | 15 | 8 | 11 | 3,833 |
| Wanganui | 4 836 | 595 | 357 | 273 | 64 | 22 | 20 | 12 | 6,179 |
| Wellington | 16,827 | 2,747 | 2,439 | 1,001 | 343 | 159 | 73 | 62 | 23,651 |
| Westport | 1 127 | 148 | 108 | 117 | 33 | 3 | 5 | 1 | 1 542 |
| Totals, 1894 | 95 497 | 14,251 | 9,537 | 6,680 | 2,131 | 669 | 371 | 287 | 129,423 |
| Totals, 1893 | 89,260 | 14,338 | 9,526 | 6,388 | 1,934 | 680 | 300 | 258 | 122,684 |

Table No. 9.—SAN FRANCISCO MAIL-SERVICE.
 STATEMENT showing the Number of Days occupied in the Delivery of Mails between London and the under-mentioned Places by the San Francisco Mail-service.

FROM LONDON VIA SAN FRANCISCO.

| AUCKLAND. | | | | WELLINGTON. | | | | DUNEDIN. | | | | SYDNEY. | | | | MELBOURNE. | | | |
|-------------------------------|------------------------------|--------------|--|-------------------------------|--------------------------------|--------------|--|-------------------------------|-----------------------------|--------------|--|-------------------------------|----------------------------|--------------|--|-------------------------------|-------------------------------|--------------|--|
| Date of Despatch from London. | Date of Arrival in Auckland. | No. of Days. | | Date of Despatch from London. | Date of Arrival in Wellington. | No. of Days. | | Date of Despatch from London. | Date of Arrival in Dunedin. | No. of Days. | | Date of Despatch from London. | Date of Arrival in Sydney. | No. of Days. | | Date of Despatch from London. | Date of Arrival in Melbourne. | No. of Days. | |
| 1894. January 27 | 1894. March 3 | 35 | | 1894. January 27 | 1894. March 5 | 37 | | 1894. January 27 | 1894. March 6 | 38 | | 1894. January 27 | 1894. March 7 | 39 | | 1894. January 27 | 1894. March 9 | 41 | |
| February 24 | March 30 | 34 | | February 24 | April 1 | 36 | | February 24 | April 3 | 38 | | February 24 | April 4 | 39 | | February 24 | April 5 | 40 | |
| March 24 | April 26 | 33 | | March 24 | April 27 | 34 | | March 24 | April 29 | 36 | | March 24 | April 30 | 37 | | March 24 | May 1 | 38 | |
| April 21 | May 23 | 32 | | April 21 | May 25 | 34 | | April 21 | May 26 | 35 | | April 21 | May 27 | 36 | | April 21 | May 28 | 37 | |
| May 19 | June 21 | 33 | | May 19 | June 23 | 35 | | May 19 | June 26 | 38 | | May 19 | June 26 | 38 | | May 19 | June 27 | 39 | |
| June 16 | July 18 | 32 | | June 16 | July 20 | 34 | | June 16 | July 22 | 36 | | June 16 | July 23 | 37 | | June 16 | July 25 | 39 | |
| July 14 | August 16 | 33 | | July 14 | August 17 | 34 | | July 14 | August 19 | 36 | | July 14 | August 21 | 38 | | July 14 | August 22 | 39 | |
| August 11 | September 12 | 32 | | August 11 | September 14 | 34 | | August 11 | September 15 | 35 | | August 11 | September 17 | 37 | | August 11 | September 18 | 38 | |
| September 8 | October 11 | 33 | | September 8 | October 12 | 34 | | September 8 | October 14 | 36 | | September 8 | October 15 | 37 | | September 8 | October 16 | 38 | |
| October 6 | November 8 | 33 | | October 6 | November 10 | 35 | | October 6 | November 12 | 37 | | October 6 | November 13 | 38 | | October 6 | November 14 | 39 | |
| November 3 | December 5 | 32 | | November 3 | December 7 | 34 | | November 3 | December 8 | 35 | | November 3 | December 10 | 37 | | November 3 | December 11 | 38 | |
| December 1 | 1895. January 2 | 32 | | December 1 | 1895. January 4 | 34 | | December 1 | 1895. January 5 | 35 | | December 1 | 1895. January 6 | 36 | | December 1 | 1895. January 8 | 38 | |
| December 29 | February 1 | 35 | | December 29 | February 4 | 37 | | December 29 | February 5 | 38 | | December 29 | February 6 | 39 | | December 29 | February 7 | 40 | |
| Maximum | ... | 35 | | ... | ... | 37 | | ... | ... | 38 | | ... | ... | 39 | | ... | ... | 41 | |
| Minimum | ... | 32 | | ... | ... | 34 | | ... | ... | 35 | | ... | ... | 36 | | ... | ... | 37 | |
| Average | ... | 33.00 | | ... | ... | 34.77 | | ... | ... | 36.38 | | ... | ... | 37.62 | | ... | ... | 38.77 | |

TO LONDON VIA SAN FRANCISCO.

| MELBOURNE. | | | | SYDNEY. | | | | DUNEDIN. | | | | WELLINGTON. | | | | AUCKLAND. | | | |
|----------------------------------|----------------------------|--------------|--|-------------------------------|----------------------------|--------------|--|--------------------------------|----------------------------|--------------|--|-----------------------------------|----------------------------|--------------|--|---------------------------------|----------------------------|--------------|--|
| Date of Despatch from Melbourne. | Date of Arrival in London. | No. of Days. | | Date of Despatch from Sydney. | Date of Arrival in London. | No. of Days. | | Date of Despatch from Dunedin. | Date of Arrival in London. | No. of Days. | | Date of Despatch from Wellington. | Date of Arrival in London. | No. of Days. | | Date of Despatch from Auckland. | Date of Arrival in London. | No. of Days. | |
| 1894. January 20 | 1894. February 28 | 39 | | 1894. January 22 | 1894. February 28 | 37 | | 1894. January 24 | 1894. February 28 | 35 | | 1894. January 25 | 1894. February 28 | 34 | | 1894. January 27 | 1894. February 28 | 32 | |
| February 17 | March 28 | 39 | | February 19 | March 28 | 37 | | February 21 | March 28 | 35 | | February 22 | March 28 | 34 | | February 24 | March 28 | 32 | |
| March 17 | April 25 | 39 | | March 19 | April 25 | 37 | | March 21 | April 25 | 35 | | March 22 | April 25 | 34 | | March 24 | April 25 | 32 | |
| April 14 | May 23 | 39 | | April 16 | May 23 | 37 | | April 18 | May 23 | 35 | | April 19 | May 23 | 34 | | April 21 | May 23 | 32 | |
| May 12 | June 20 | 39 | | May 14 | June 20 | 37 | | May 16 | June 20 | 35 | | May 17 | June 20 | 34 | | May 19 | June 20 | 32 | |
| June 9 | July 26 | 47* | | June 11 | July 26 | 45* | | June 13 | July 26 | 43* | | June 14 | July 26 | 42* | | June 16 | July 26 | 40* | |
| July 7 | August 15 | 39 | | July 9 | August 15 | 37 | | July 11 | August 15 | 35 | | July 12 | August 15 | 34 | | July 14 | August 15 | 32 | |
| August 4 | September 12 | 39 | | August 6 | September 12 | 37 | | August 8 | September 12 | 35 | | August 9 | September 12 | 34 | | August 11 | September 12 | 32 | |
| September 1 | October 11 | 40 | | September 3 | October 11 | 38 | | September 5 | October 11 | 36 | | September 6 | October 11 | 35 | | September 8 | October 11 | 33 | |
| September 29 | November 7 | 39 | | October 1 | November 7 | 37 | | October 3 | November 7 | 35 | | October 4 | November 7 | 34 | | October 6 | November 7 | 32 | |
| October 27 | December 6 | 40 | | October 29 | December 6 | 38 | | October 31 | December 6 | 36 | | November 1 | December 6 | 35 | | November 3 | December 6 | 33 | |
| November 24 | 1895. January 4 | 41 | | November 26 | 1895. January 4 | 39 | | November 28 | 1895. January 4 | 37 | | November 29 | 1895. January 4 | 36 | | December 1 | 1895. January 4 | 34 | |
| December 22 | February 1 | 41 | | December 24 | February 1 | 39 | | December 26 | February 1 | 37 | | December 27 | February 1 | 36 | | December 29 | February 1 | 34 | |
| Maximum | ... | 47 | | ... | ... | 45 | | ... | ... | 43 | | ... | ... | 42 | | ... | ... | 40 | |
| Minimum | ... | 39 | | ... | 37 | 38 | | ... | ... | 35 | | ... | ... | 34 | | ... | ... | 32 | |
| Average | ... | 40.08 | | ... | ... | 38.08 | | ... | ... | 36.08 | | ... | ... | 35.08 | | ... | ... | 33.08 | |

* Delayed by railroad strike in United States. Mails forwarded from San Francisco via Seattle.

Table No. 10.—PENINSULAR AND ORIENTAL MAIL-SERVICE.

STATEMENT showing the Number of Days occupied in the Delivery of Mails between London and the under-mentioned Places by the Packets of the Peninsular and Oriental Line.

FROM LONDON *via* BRINDISI (P. AND O. PACKETS).

| MELBOURNE. | | | | SYDNEY. | | | BLUFF. | | | CHRISTCHURCH. | | | WELLINGTON. | | | AUCKLAND. | | | | | | |
|---|--|--|----|---|---|--|--------|---|--|--|----|---|---|--|----|---|---|--|-------|-------------------------------|------------------------------|--------------|
| Date of Despatch from London. | Date of Arrival in Melbourne. | No. of Days. | | Date of Despatch from London. | Date of Arrival in Sydney. | No. of Days. | | Date of Despatch from London. | Date of Arrival at Bluff. | No. of Days. | | Date of Despatch from London. | Date of Arrival in Christchurch. | No. of Days. | | Date of Despatch from London. | Date of Arrival in Wellington. | No. of Days. | | Date of Despatch from London. | Date of Arrival in Auckland. | No. of Days. |
| 1894. Jan. 12 Jan. 26 Feb. 9 Feb. 23 March 9 March 23 April 6 April 20 May 4 May 18 June 1 June 15 June 29 July 13 July 27 August 10 August 24 Sept. 7 Sept. 21 October 5 October 19 Nov. 2 Nov. 16 Nov. 30 Dec. 14 Dec. 28 | 1894. Feb. 14 March 10 March 30 April 10 April 24 May 11 May 23 June 8 June 20 July 3 August 2 August 15 August 31 Sept. 10 Sept. 24 Oct. 8 Oct. 22 Nov. 5 Nov. 19 Dec. 3 Dec. 17 1895. Jan. 5 Jan. 19 Feb. 2 | 33 35 29 35 32 35 35 33 33 33 32 34 33 33 35 35 32 34 31 31 29 36 30 36 | | 1894. Jan. 12 Jan. 26 Feb. 9 Feb. 23 March 9 March 23 April 6 April 20 May 4 May 18 June 1 June 15 June 29 July 13 July 27 August 10 August 24 Sept. 7 Sept. 21 October 5 October 19 Nov. 2 Nov. 16 Nov. 30 Dec. 14 Dec. 28 | 1894. Feb. 15 March 3 March 12 March 31 April 11 April 25 May 12 May 24 June 9 June 21 July 4 July 17 August 3 August 15 Sept. 1 Sept. 11 Sept. 29 Oct. 10 Oct. 26 Nov. 5 Nov. 20 Dec. 2 Dec. 18 1895. Jan. 7 Jan. 15 Feb. 4 | 41 45 39 45 38 38 45 45 38 46 39 38 45 42 43 42 38 35 35 31 32 35 32 38 36 38 | | 1894. Jan. 12 Jan. 26 Feb. 9 Feb. 23 March 9 March 23 April 6 April 20 May 4 May 18 June 1 June 15 June 29 July 13 July 27 August 10 August 24 Sept. 7 Sept. 21 October 5 October 19 Nov. 2 Nov. 16 Nov. 30 Dec. 14 Dec. 28 | 1894. Feb. 22 March 12 March 20 April 9 April 16 April 30 May 21 May 28 June 19 June 3 July 10 July 23 August 13 August 24 Sept. 15 Sept. 22 Oct. 5 Oct. 15 Nov. 3 Nov. 13 Dec. 14 Dec. 24 1895. Jan. 14 Jan. 21 Feb. 14 | 41 45 39 45 38 38 45 45 38 46 39 38 45 42 43 42 38 35 35 31 32 35 32 38 36 38 | | 1894. Jan. 12 Jan. 26 Feb. 9 Feb. 23 March 9 March 23 April 6 April 20 May 4 May 18 June 1 June 15 June 29 July 13 July 27 August 10 August 24 Sept. 7 Sept. 21 October 5 October 19 Nov. 2 Nov. 16 Nov. 30 Dec. 14 Dec. 28 | 1894. Feb. 25 March 8 March 20 March 29 April 9 April 18 April 30 May 23 May 31 June 19 June 29 July 15 July 23 August 14 August 22 Sept. 11 Sept. 20 Oct. 7 Oct. 17 Nov. 4 Nov. 13 Nov. 28 Dec. 12 Dec. 25 1895. Jan. 17 Jan. 24 Feb. 12 | 42 42 38 45 40 38 42 39 43 43 39 42 41 43 39 42 39 41 38 38 43 38 45 45 48 | | 1894. Jan. 12 Jan. 26 Feb. 9 Feb. 23 March 9 March 23 April 6 April 20 May 4 May 18 June 1 June 15 June 29 July 13 July 27 August 10 August 24 Sept. 7 Sept. 21 October 5 October 19 Nov. 2 Nov. 16 Nov. 30 Dec. 14 Dec. 28 | 1894. Feb. 23 March 9 March 19 April 9 April 18 April 30 May 18 May 29 June 16 June 26 July 8 July 23 August 10 August 23 Sept. 8 Sept. 18 Oct. 5 Oct. 16 Nov. 1 Nov. 12 Nov. 26 Dec. 15 Dec. 24 1895. Jan. 14 Jan. 21 Feb. 11 | 42 42 38 45 40 38 42 39 43 43 39 42 41 43 39 42 39 41 38 38 43 38 45 45 48 | | | | |
| Maximum | .. | 36 | .. | .. | .. | 38 | .. | .. | .. | 50 | .. | .. | .. | 48 | .. | .. | .. | .. | 48 | | | |
| Minimum | .. | 29 | .. | .. | .. | 31 | .. | .. | .. | 38 | .. | .. | .. | 38 | .. | .. | .. | .. | 37 | | | |
| Average | .. | 32.92 | .. | .. | .. | 34.08 | .. | .. | .. | 41.92 | .. | .. | .. | 42.42 | .. | .. | .. | .. | 40.58 | | | |

Table No. 10.—PENINSULAR AND ORIENTAL MAIL-SERVICE—continued.

STATEMENT showing the Number of Days occupied in the Delivery of Mails between London and the under-mentioned Places by the Packets of the Peninsular and Oriental Line—continued.

TO LONDON VIA BRINDISI (P AND O. PACKETS).

| AUCKLAND. | | | WELLINGTON. | | | BLUFF. | | | SYDNEY. | | | MELBOURNE. | | |
|---------------------------------|----------------------------|--------------|-----------------------------------|----------------------------|--------------|------------------------------|----------------------------|--------------|-------------------------------|----------------------------|--------------|----------------------------------|----------------------------|--------------|
| Date of Despatch from Auckland. | Date of Arrival in London. | No. of Days. | Date of Despatch from Wellington. | Date of Arrival in London. | No. of Days. | Date of Despatch from Bluff. | Date of Arrival in London. | No. of Days. | Date of Despatch from Sydney. | Date of Arrival in London. | No. of Days. | Date of Despatch from Melbourne. | Date of Arrival in London. | No. of Days. |
| 1894. | 1894. | | 1894. | 1894. | | 1894. | 1894. | | 1894. | 1894. | | 1894. | 1894. | |
| January 8 | February 18 | 41 | January 5 | February 18 | 44 | January 5 | February 18 | 44 | January 15 | February 18 | 34 | January 16 | February 18 | 33 |
| January 23 | March 5 | 41 | January 23 | March 5 | 41 | January 20 | March 5 | 44 | January 29 | March 5 | 35 | January 30 | March 5 | 34 |
| February 3 | March 18 | 43 | February 1 | March 18 | 45 | February 2 | March 18 | 44 | February 12 | March 18 | 34 | February 13 | March 18 | 33 |
| February 17 | April 2 | 44 | February 15 | April 2 | 46 | February 16 | April 2 | 45 | February 26 | April 2 | 35 | February 27 | April 2 | 34 |
| March 6 | April 15 | 40 | March 3 | April 15 | 43 | March 3 | April 15 | 43 | March 12 | April 15 | 35 | March 13 | April 15 | 33 |
| March 20 | April 30 | 41 | March 16 | April 30 | 45 | March 16 | April 30 | 45 | March 26 | April 30 | 35 | March 27 | April 30 | 34 |
| April 4 | May 12 | 38 | March 30 | May 12 | 44 | March 30 | May 12 | 43 | April 9 | May 12 | 33 | April 10 | May 12 | 32 |
| April 17 | May 28 | 41 | April 17 | May 28 | 41 | April 13 | May 28 | 45 | April 23 | May 28 | 35 | April 24 | May 28 | 34 |
| May 1 | June 9 | 39 | April 27 | June 9 | 43 | April 27 | June 9 | 43 | May 7 | June 9 | 33 | May 8 | June 9 | 32 |
| May 15 | June 24 | 40 | May 1 | June 24 | 45 | May 1 | June 24 | 45 | May 21 | June 24 | 34 | May 22 | June 24 | 33 |
| May 30 | July 11 | 42 | May 26 | July 11 | 46 | May 26 | July 11 | 46 | June 4 | July 11 | 37 | June 5 | July 11 | 36 |
| June 12 | July 23 | 41 | June 8 | July 23 | 45 | June 8 | July 23 | 45 | June 18 | July 23 | 35 | June 19 | July 23 | 34 |
| June 26 | August 7 | 42 | June 23 | August 7 | 45 | June 23 | August 7 | 45 | July 1 | August 7 | 36 | July 3 | August 7 | 35 |
| July 10 | August 19 | 40 | July 18 | August 19 | 42 | July 18 | August 19 | 42 | July 16 | August 19 | 34 | July 17 | August 19 | 33 |
| July 24 | Sept. 2 | 40 | July 23 | Sept. 2 | 46 | July 19 | Sept. 2 | 45 | July 30 | Sept. 2 | 34 | July 31 | Sept. 2 | 33 |
| August 8 | Sept. 15 | 38 | August 18 | Sept. 15 | 37 | August 18 | Sept. 15 | 39 | August 13 | Sept. 15 | 33 | August 14 | Sept. 15 | 32 |
| August 21 | Sept. 30 | 40 | August 19 | Sept. 30 | 43 | August 19 | Sept. 30 | 43 | August 27 | Sept. 30 | 34 | August 28 | Sept. 30 | 33 |
| Sept. 4 | October 13 | 39 | August 29 | October 13 | 45 | August 29 | October 13 | 45 | Sept. 10 | October 13 | 33 | Sept. 11 | October 13 | 32 |
| Sept. 18 | October 28 | 40 | Sept. 18 | October 28 | 39 | Sept. 18 | October 28 | 40 | Sept. 24 | October 28 | 34 | Sept. 25 | October 28 | 33 |
| October 2 | November 10 | 39 | Sept. 19 | November 10 | 42 | Sept. 29 | November 10 | 42 | October 2 | November 10 | 33 | October 9 | November 10 | 32 |
| October 17 | November 27 | 41 | October 11 | November 27 | 47 | October 11 | November 27 | 47 | October 22 | November 27 | 36 | October 23 | November 27 | 35 |
| November 14 | December 24 | 40 | October 30 | December 24 | 46 | October 30 | December 24 | 41 | November 5 | December 24 | 34 | November 6 | December 24 | 33 |
| November 28 | 1895. January 5 | 38 | November 13 | 1895. January 5 | 44 | November 13 | 1895. January 5 | 40 | November 19 | December 24 | 35 | November 20 | December 24 | 34 |
| | | | November 27 | 1895. January 20 | 46 | November 27 | 1895. January 20 | 39 | December 3 | 1895. January 20 | 33 | December 4 | 1895. January 20 | 32 |
| | | | December 8 | 1895. January 3 | 46 | December 11 | 1895. January 3 | 40 | December 17 | 1895. January 3 | 34 | December 18 | 1895. January 3 | 33 |
| December | February 3 | 39 | December 22 | February 3 | 44 | December 24 | February 3 | 41 | December 31 | February 3 | 34 | January 1 | February 3 | 33 |
| Maximum | | 43 | | | 46 | | | 47 | | | 37 | | | 36 |
| Minimum | | 38 | | | 37 | | | 33 | | | 33 | | | 32 |
| Average | | 40.29 | | | 42.92 | | | 43.04 | | | 34.27 | | | 33.27 |

Table No. 11.—ORIENT MAIL-SERVICE.

STATEMENT showing the Number of Days occupied in the Delivery of Mails between London and the under-mentioned Places by the Packets of the Orient Line.

FROM LONDON VIA NAPLES (ORIENT PACKETS).

| MELBOURNE. | | | SYDNEY. | | | BLUFF. | | | CHRISTCHURCH. | | | WELLINGTON. | | | AUCKLAND. | | |
|-------------------------------|-------------------------------|--------------|-------------------------------|----------------------------|--------------|-------------------------------|---------------------------|--------------|-------------------------------|----------------------------------|--------------|-------------------------------|--------------------------------|--------------|-------------------------------|------------------------------|--------------|
| Date of Despatch from London. | Date of Arrival in Melbourne. | No. of Days. | Date of Despatch from London. | Date of Arrival in Sydney. | No. of Days. | Date of Despatch from London. | Date of Arrival at Bluff. | No. of Days. | Date of Despatch from London. | Date of Arrival in Christchurch. | No. of Days. | Date of Despatch from London. | Date of Arrival in Wellington. | No. of Days. | Date of Despatch from London. | Date of Arrival in Auckland. | No. of Days. |
| 1894. | 1894. | | 1894. | 1894. | | 1894. | 1894. | | 1894. | 1894. | | 1894. | 1894. | | 1894. | 1894. | |
| Jan. 5 | Feb. 8 | 34 | Jan. 5 | Feb. 9 | 35 | Jan. 5 | Feb. 16 | 42 | Jan. 5 | Feb. 16 | 42 | Jan. 5 | Feb. 14 | 40 | Jan. 5 | Feb. 15 | 41 |
| Jan. 19 | Feb. 20 | 32 | Jan. 19 | Feb. 21 | 33 | Jan. 19 | Feb. 27 | 39 | Jan. 19 | Feb. 28 | 40 | Jan. 19 | March 1 | 41 | Jan. 19 | Feb. 26 | 38 |
| Feb. 2 | March 8 | 34 | Feb. 2 | March 9 | 35 | Feb. 2 | March 14 | 40 | Feb. 2 | March 15 | 41 | Feb. 2 | March 14 | 40 | Feb. 2 | March 15 | 41 |
| Feb. 16 | March 22 | 34 | Feb. 16 | March 23 | 35 | Feb. 16 | April 4 | 47 | Feb. 16 | April 5 | 48 | Feb. 16 | April 4 | 47 | Feb. 16 | March 3 | 46 |
| March 2 | April 4 | 33 | March 2 | April 5 | 34 | March 2 | April 16 | 45 | March 2 | April 17 | 46 | March 2 | April 13 | 42 | March 2 | April 12 | 41 |
| March 16 | April 18 | 33 | March 16 | April 19 | 34 | March 16 | April 30 | 45 | March 16 | April 28 | 43 | March 16 | April 25 | 40 | March 16 | April 25 | 40 |
| March 30 | May 2 | 33 | March 30 | May 3 | 34 | March 30 | May 7 | 38 | March 30 | May 8 | 39 | March 30 | May 9 | 40 | March 30 | May 8 | 39 |
| April 13 | May 15 | 32 | April 13 | May 16 | 33 | April 13 | May 21 | 38 | April 13 | May 22 | 39 | April 13 | May 23 | 40 | April 13 | May 21 | 38 |
| April 27 | May 31 | 34 | April 27 | June 1 | 35 | April 27 | June 11 | 45 | April 27 | June 11 | 45 | April 27 | June 8 | 42 | April 27 | June 11 | 45 |
| May 11 | June 14 | 34 | May 11 | June 15 | 35 | May 11 | June 25 | 45 | May 11 | June 26 | 46 | May 11 | June 29 | 49 | May 11 | June 26 | 46 |
| May 25 | June 27 | 33 | May 25 | June 28 | 34 | May 25 | July 2 | 38 | May 25 | July 4 | 40 | May 25 | July 6 | 42 | May 25 | July 8 | 44 |
| June 8 | July 10 | 32 | June 8 | July 11 | 33 | June 8 | July 23 | 45 | June 8 | July 24 | 46 | June 8 | July 18 | 40 | June 8 | July 21 | 43 |
| June 22 | July 24 | 32 | June 22 | July 25 | 33 | June 22 | August 3 | 42 | June 22 | August 4 | 43 | June 22 | August 2 | 41 | June 22 | August 4 | 43 |
| July 6 | August 8 | 33 | July 6 | August 9 | 34 | July 6 | August 24 | 49 | July 6 | August 25 | 50 | July 6 | August 19 | 44 | July 6 | August 22 | 47 |
| July 20 | August 22 | 33 | July 20 | August 23 | 34 | July 20 | August 30 | 41 | July 20 | August 31 | 42 | July 20 | August 30 | 41 | July 20 | August 22 | 47 |
| August 3 | Sept. 5 | 33 | August 3 | Sept. 6 | 34 | August 3 | Sept. 14 | 42 | August 3 | Sept. 15 | 43 | August 3 | Sept. 12 | 40 | August 3 | Sept. 13 | 45 |
| August 17 | Sept. 18 | 32 | August 17 | Sept. 19 | 33 | August 17 | Sept. 24 | 38 | August 17 | Sept. 25 | 39 | August 17 | Sept. 26 | 40 | August 17 | Sept. 29 | 43 |
| August 31 | October 4 | 34 | August 31 | October 5 | 35 | August 31 | October 13 | 43 | August 31 | October 12 | 42 | August 31 | October 11 | 41 | August 31 | October 13 | 43 |
| Sept. 14 | October 18 | 34 | Sept. 14 | October 19 | 35 | Sept. 14 | October 26 | 42 | Sept. 14 | October 27 | 43 | Sept. 14 | October 28 | 44 | Sept. 14 | October 29 | 45 |
| Sept. 28 | October 31 | 33 | Sept. 28 | November 1 | 34 | Sept. 28 | Nov. 5 | 38 | Sept. 28 | October 28 | 39 | Sept. 28 | Nov. 7 | 40 | Sept. 28 | Nov. 10 | 43 |
| October 12 | November 14 | 33 | October 12 | Nov. 16 | 35 | October 12 | Nov. 21 | 40 | October 12 | Nov. 22 | 41 | October 12 | Nov. 22 | 41 | October 12 | Nov. 24 | 43 |
| October 26 | Nov. 28 | 33 | October 26 | Nov. 29 | 34 | October 26 | Dec. 4 | 39 | October 26 | Dec. 5 | 40 | October 26 | Dec. 6 | 41 | October 26 | Dec. 8 | 43 |
| Nov. 9 | Dec. 13 | 34 | Nov. 9 | Dec. 14 | 35 | Nov. 9 | Dec. 22 | 43 | Nov. 9 | Dec. 21 | 42 | Nov. 9 | Dec. 19 | 40 | Nov. 9 | Dec. 22 | 43 |
| Nov. 23 | Dec. 27 | 34 | Nov. 23 | Dec. 28 | 35 | Nov. 23 | Jan. 1 | 39 | Nov. 23 | Jan. 2 | 40 | Nov. 23 | Jan. 4 | 42 | Nov. 23 | Jan. 5 | 43 |
| Dec. 7 | Jan. 9 | 33 | Dec. 7 | Jan. 10 | 34 | Dec. 7 | Jan. 14 | 38 | Dec. 7 | Jan. 16 | 40 | Dec. 7 | Jan. 17 | 41 | Dec. 7 | Jan. 19 | 43 |
| Dec. 21 | Jan. 23 | 33 | Dec. 21 | Jan. 24 | 34 | Dec. 21 | Jan. 29 | 39 | Dec. 21 | Jan. 30 | 40 | Dec. 21 | Jan. 30 | 40 | Dec. 21 | Jan. 29 | 39 |
| Maximum | ... | 34 | ... | ... | 35 | ... | ... | 49 | ... | ... | 50 | ... | ... | 49 | ... | ... | 47 |
| Minimum | ... | 32 | ... | ... | 33 | ... | ... | 38 | ... | ... | 39 | ... | ... | 40 | ... | ... | 38 |
| Average | ... | 33'15 | ... | ... | 34'19 | ... | ... | 41'54 | ... | ... | 42'27 | ... | ... | 41'50 | ... | ... | 42'54 |

Table No. 11.—ORIENT MAIL-SERVICE—continued.

STATEMENT showing the Number of Days occupied in the Delivery of Mails between London and the under-mentioned Places by the Packets of the Orient Line—continued.

TO LONDON VIA NAPLES (ORIENT PACKETS).

| AUCKLAND. | | | WELLINGTON. | | | BLUFF. | | | SYDNEY. | | | MELBOURNE. | | |
|---------------------------------|----------------------------|--------------|-----------------------------------|----------------------------|--------------|------------------------------|----------------------------|--------------|-------------------------------|----------------------------|--------------|----------------------------------|----------------------------|--------------|
| Date of Despatch from Auckland. | Date of Arrival in London. | No. of Days. | Date of Despatch from Wellington. | Date of Arrival in London. | No. of Days. | Date of Despatch from Bluff. | Date of Arrival in London. | No. of Days. | Date of Despatch from Sydney. | Date of Arrival in London. | No. of Days. | Date of Despatch from Melbourne. | Date of Arrival in London. | No. of Days. |
| 1894. January 2 | 1894. February 10 | 39 | 1894. January 11 | 1894. February 23 | 43 | 1894. January 13 | 1894. February 23 | 41 | 1894. January 8 | 1894. February 10 | 33 | 1894. January 9 | 1894. February 10 | 32 |
| January 13 | February 23 | 41 | February 7 | March 10 | 43 | January 26 | March 10 | 43 | January 22 | February 23 | 32 | January 23 | February 23 | 31 |
| January 27 | March 10 | 42 | February 23 | March 24 | 45 | February 9 | March 24 | 43 | February 5 | March 24 | 33 | February 6 | March 23 | 32 |
| February 13 | March 24 | 39 | February 23 | April 8 | 44 | February 26 | April 8 | 41 | February 19 | March 24 | 33 | February 20 | March 24 | 32 |
| February 24 | April 8 | 43 | March 7 | April 22 | 44 | March 9 | April 22 | 44 | March 5 | April 22 | 34 | March 6 | April 22 | 33 |
| March 13 | April 22 | 40 | March 22 | May 5 | 44 | March 24 | May 5 | 42 | March 19 | May 5 | 34 | March 20 | April 22 | 33 |
| March 28 | May 5 | 38 | April 11 | May 20 | 39 | April 7 | May 20 | 42 | April 2 | May 5 | 33 | April 3 | May 5 | 32 |
| April 26 | June 4 | 39 | May 3 | June 17 | 45 | April 21 | June 17 | 44 | April 16 | June 4 | 34 | April 17 | May 20 | 33 |
| May 9 | June 17 | 39 | May 17 | July 2 | 45 | May 4 | June 17 | 44 | May 30 | June 4 | 35 | May 1 | June 4 | 34 |
| May 23 | July 2 | 40 | June 3 | July 17 | 44 | May 19 | July 17 | 44 | May 14 | July 2 | 34 | May 15 | June 17 | 33 |
| June 5 | July 17 | 42 | June 16 | July 30 | 44 | June 15 | July 30 | 45 | May 28 | July 2 | 35 | May 29 | July 2 | 34 |
| | | | July 16 | August 12 | 44 | June 29 | August 12 | 44 | June 11 | July 2 | 33 | June 12 | July 2 | 32 |
| | | | July 31 | September 10 | 41 | July 15 | August 12 | 42 | June 25 | August 12 | 34 | June 26 | August 12 | 33 |
| | | | August 9 | September 23 | 45 | July 30 | September 10 | 42 | July 23 | August 25 | 33 | July 24 | August 25 | 32 |
| | | | September 31 | October 10 | 41 | August 15 | September 10 | 42 | August 10 | September 10 | 35 | August 21 | September 10 | 34 |
| | | | October 9 | October 23 | 45 | September 30 | October 10 | 42 | August 20 | September 23 | 34 | August 24 | September 23 | 33 |
| Sept. 12 | October 20 | 38 | September 27 | October 20 | 42 | September 8 | October 20 | 42 | September 3 | October 9 | 36 | September 4 | October 9 | 35 |
| Sept. 25 | November 3 | 39 | October 10 | November 3 | 37 | October 23 | November 3 | 41 | September 17 | October 20 | 33 | September 18 | October 20 | 32 |
| October 10 | November 17 | 38 | October 27 | November 17 | 38 | October 8 | November 3 | 42 | September 1 | November 3 | 33 | September 2 | November 3 | 32 |
| October 25 | December 3 | 39 | October 31 | December 3 | 44 | October 23 | December 3 | 41 | October 15 | November 17 | 33 | October 16 | November 17 | 32 |
| November 7 | December 15 | 38 | November 31 | December 15 | 45 | November 20 | December 3 | 40 | October 29 | December 15 | 33 | October 30 | December 15 | 34 |
| November 21 | December 30 | 39 | December 31 | January 12 | 44 | December 4 | January 12 | 39 | November 12 | December 30 | 34 | November 13 | December 30 | 32 |
| December 5 | January 12 | 38 | December 29 | January 26 | 44 | December 18 | January 26 | 39 | November 26 | January 12 | 33 | November 27 | December 30 | 33 |
| December 19 | January 26 | 38 | December 13 | January 26 | 44 | December 31 | January 26 | 39 | December 10 | January 26 | 33 | December 11 | January 26 | 32 |
| | | | December 29 | February 11 | 44 | December 31 | February 11 | 42 | December 24 | February 11 | 33 | December 25 | January 26 | 32 |
| | | | | | | | | | January 7 | February 11 | 35 | January 8 | February 11 | 34 |
| | | | | | | | | | | | | | | |
| Maximum | | 43 | | | 45 | | | 45 | | | 36 | | | 35 |
| Minimum | | 38 | | | 37 | | | 39 | | | 32 | | | 31 |
| Average | | 39.42 | | | 42.87 | | | 42.26 | | | 33.89 | | | 32.89 |

Table No. 12.

TABLE showing the estimated Number of Letters, Post-cards, Book-packets, and Newspapers delivered and posted, within the several Postal Districts of New Zealand, during the Year ended 31st December, 1894.

| Postal Districts. | Delivered. | | | | Posted. | | | |
|-------------------|------------|-------------|------------|-------------|------------|-------------|------------|-------------|
| | Letters. | Post-cards. | Books, &c. | Newspapers. | Letters. | Post-cards. | Books, &c. | Newspapers. |
| Auckland | 5,324,644 | 205,361 | 1,519,648 | 1 827,267 | 4,138,758 | 220,298 | 1,401 530 | 1,899,768 |
| Thames .. | 442,169 | 20,436 | 87 061 | 230,529 | 392,535 | 13,689 | 49,816 | 113,685 |
| New Plymouth | 619,710 | 45 188 | 206,687 | 384,982 | 600,418 | 33,735 | 91,689 | 197,145 |
| Gisborne | 277 082 | 6,331 | 74,997 | 220,545 | 237,003 | 22 373 | 33 774 | 67 210 |
| Napier | 1 709,539 | 79,755 | 437 853 | 669,318 | 1,502,059 | 55,692 | 377 884 | 415,805 |
| Wanganui | 1,503,814 | 108,654 | 388 154 | 722,410 | 1,407,900 | 110,253 | 357 773 | 353 353 |
| Wellington | 5,159,362 | 191 880 | 950,924 | 1 723,865 | 5,039,593 | 186,056 | 1 613,846 | 1 397 344 |
| Nelson | 515,840 | 24,037 | 80,704 | 206,895 | 516,087 | 23 231 | 103,727 | 111,644 |
| Westport | 186,602 | 7 423 | 54,756 | 146,068 | 186,303 | 9,451 | 27,118 | 92 846 |
| Greymouth | 324 311 | 10,179 | 107 211 | 219,739 | 391,898 | 13,195 | 82,745 | 152 321 |
| Hokitika | 199,212 | 7,982 | 35,048 | 154,960 | 170,118 | 4 576 | 16,978 | 76,167 |
| Blenheim | 374,673 | 13,000 | 154,154 | 219,427 | 369,122 | 11,804 | 63 115 | 126,113 |
| Christchurch | 4,010,591 | 164,034 | 799 383 | 1 147 783 | 4,070,768 | 175 708 | 849 563 | 1 630 278 |
| Timaru | 876,005 | 62,803 | 264,758 | 294,242 | 870,168 | 57 122 | 262,054 | 156,455 |
| Oamaru .. | 541,619 | 34,398 | 155,805 | 176,098 | 545,545 | 25,428 | 78,390 | 103,818 |
| Dunedin | 3 543,397 | 176,072 | 893,087 | 1 329,809 | 3 718 858 | 177,671 | 1,100,619 | 1,355 549 |
| Invercargill .. | 1 735,799 | 140,361 | 472 706 | 809,718 | 1 666,834 | 108,537 | 389,428 | 538,434 |
| Totals .. | 27,344,369 | 1 297,894 | 6,682,936 | 10,483,655 | 25,823,967 | 1 248,819 | 6,900,049 | 8,787,935 |
| Previous year | 26,340,704 | 1,309,568 | 7,611,279 | 10,699,299 | 25,744,745 | 1,387,542 | 6,548,789 | 8,856,731 |

Table No. 13.

TABLE showing the Number of Letters, Book-packets, and Newspapers received from and despatched to Places outside the Colony during the Year ended 31st December, 1894.

| | Received. | | | Despatched. | | |
|--------------------------------------|-----------|------------|-------------|-------------|------------|-------------|
| | Letters. | Books, &c. | Newspapers. | Letters. | Books, &c. | Newspapers. |
| United Kingdom— Via San Francisco | 455,746 | 472,117 | 1,005,784 | 500,328 | 90,516 | 409,594 |
| Via Direct packets | 12,598 | 1 120 | 5 400 | 101 296 | 15,036 | 68,020 |
| Via P and O. and Orient lines | 415 418 | 244,573 | 985 284 | 112,794 | 17,480 | 90,599 |
| Australian Colonies | 776,110 | 1,649,236* | 1 247 198 | 701 543 | 92 350 | 497,971 |
| Other places | 156 172 | 146,956 | 302,107 | 146,522 | 33,426 | 130,952 |
| Totals | 1,816,044 | 2,514,002 | 3,545 773 | 1 562,483 | 248,808 | 1 197 136 |
| Totals for previous year | 1,702,805 | 1,505,981 | 3,310,957 | 1 533 701 | 242,951 | 1 153,506 |

* Increase due to patent medicine circulars.

Table No. 14.

TABLE showing the Number of Letters, Post-cards, Books, and Newspapers delivered by the Letter-carriers from the Post Offices within the several Postal Districts during the Year ended 31st December, 1894.

| Postal Districts. | Letters. | Post-cards. | Books, &c. | Newspapers. |
|-------------------|-----------|-------------|------------|-------------|
| Auckland | 2,580,777 | 81,418 | 315,467 | 545,712 |
| Thames | 155,675 | 11,469 | 24,445 | 52,145 |
| New Plymouth | 182,679 | 16,771 | 35,686 | 108,281 |
| Gisborne | 102,939 | 1,403 | 7,913 | 33,945 |
| Napier | 436,182 | 20,422 | 89,235 | 83,894 |
| Wanganui | 340,168 | 28,386 | 105 368 | 108,435 |
| Wellington | 1,665 246 | 61,574 | 208,388 | 388,622 |
| Nelson | 180,969 | 9,180 | 29,383 | 74,334 |
| Westport | 49,927 | 2 193 | 16,374 | 24,429 |
| Greymouth | 132,801 | 6,045 | 35,465 | 54,007 |
| Hokitika .. | 83,401 | 4,197 | 10,082 | 67,921 |
| Blenheim | 79 273 | 4,049 | 30,992 | 56,184 |
| Christchurch | 1 723 579 | 90,527 | 284,243 | 435 541 |
| Timaru | 214,824 | 18,581 | 57 379 | 48,996 |
| Oamaru | 121,642 | 9,801 | 42 577 | 27 061 |
| Dunedin | 1 198 433 | 50,056 | 356,403 | 317,433 |
| Invercargill | 379,870 | 42 085 | 124,079 | 136,952 |
| Totals | 9,628 385 | 458,157 | 1,773,479 | 2,563,892 |
| Previous year | 9,167,480 | 428,646 | 1,560,984 | 2,344,040 |

Table No. 15.

TABLE showing the Estimated Postal Revenue, and the Estimated Number of Letters, Post-cards, Books, and Newspapers delivered and posted, within the several Postal Districts, during the Years 1885, 1890, 1893, and 1894.

| Postal Districts. | Revenue. | Letters. | | Post-cards. | | Books. | | Newspapers. | | |
|-------------------|----------|--------------|------------|-------------|-----------|------------|-----------|-------------|------------|-----------|
| | | Delivered. | Posted. | Delivered. | Posted. | Delivered. | Posted. | Delivered. | Posted. | |
| | £ s. d. | | | | | | | | | |
| Auckland— | 1885 | 37,636 12 5 | 3,776,630 | 3,206,294 | 126,646 | 127,946 | 277,927 | 176,150 | 1,400,906 | 1,339,468 |
| | 1890 | 50,005 16 1 | 5,083,429 | 4,286,499 | 208,780 | 233,845 | 620,217 | 660,281 | 2,152,878 | 2,155,040 |
| | 1893 | 52,728 17 8 | 5,354,024 | 4,697,927 | 215,306 | 345,241 | 1,705,769 | 1,426,711 | 2,209,376 | 2,045,303 |
| | 1894 | 44,642 6 0 | 5,324,644 | 4,138,758 | 205,361 | 220,298 | 1,519,648 | 1,401,530 | 1,827,267 | 1,899,768 |
| Thames— | 1885 | 3,887 11 3 | 369,100 | 359,550 | 10,374 | 11,310 | 24,674 | 18,681 | 240,569 | 187,317 |
| | 1890 | 3,920 5 7 | 435,656 | 347,538 | 15,041 | 10,701 | 56,680 | 24,330 | 224,939 | 111,172 |
| | 1893 | 3,821 10 3 | 429,429 | 369,720 | 15,860 | 13,312 | 88,855 | 44,876 | 222,313 | 101,413 |
| | 1894 | 4,014 15 11 | 442,169 | 392,535 | 20,436 | 13,689 | 87,061 | 49,816 | 230,529 | 113,685 |
| New Plymouth— | 1885 | 3,210 16 4 | 261,426 | 225,966 | 23,179 | 24,037 | 34,545 | 26,676 | 168,844 | 98,280 |
| | 1890 | 3,812 1 7 | 323,492 | 308,016 | 24,154 | 29,083 | 48,490 | 20,076 | 208,819 | 107,141 |
| | 1893 | 5,541 9 1 | 538,616 | 537,784 | 34,515 | 41 184 | 91,351 | 59,150 | 282,243 | 171,093 |
| | 1894 | 6,562 3 9 | 619,710 | 600,418 | 45,188 | 33,735 | 206,687 | 91,689 | 384,982 | 197,145 |
| Gisborne— | 1885 | 1,545 13 0 | 153,998 | 132,210 | 1,846 | 2,990 | 10,699 | 12,870 | 115,089 | 71,682 |
| | 1890 | 2,353 9 8 | 198,744 | 180,656 | 4,810 | 2,560 | 63,232 | 34,991 | 167,193 | 71,151 |
| | 1893 | 2,635 2 1 | 263,510 | 245,076 | 6,773 | 3,575 | 42,822 | 23,309 | 217,360 | 70,902 |
| | 1894 | 2,652 12 0 | 277,082 | 237,003 | 6,331 | 22,373 | 74,997 | 33,774 | 220,545 | 67,210 |
| Napier— | 1885 | 7,953 16 0 | 795,236 | 711,282 | 21,203 | 21,437 | 75,283 | 52,286 | 354,159 | 309,985 |
| | 1890 | 10,953 18 2 | 1,039,636 | 998,733 | 38,675 | 33,521 | 121,212 | 165,202 | 474,591 | 338,990 |
| | 1893 | 15,219 0 0 | 1,555,762 | 1,370,486 | 69,225 | 72,436 | 377,702 | 324,974 | 618,397 | 408,486 |
| | 1894 | 15,683 19 9 | 1,709,539 | 1,502,059 | 79,755 | 55,692 | 437,853 | 377,884 | 669,318 | 415,805 |
| Wanganui— | 1885 | 8,219 18 7 | 872,430 | 710,775 | 34,658 | 36,504 | 137,956 | 52,871 | 441,792 | 193,700 |
| | 1890 | 11,955 4 7 | 1,038,882 | 1,078,236 | 63,089 | 65,440 | 109,850 | 146,583 | 469,352 | 229,893 |
| | 1893 | 14,210 18 8 | 1,363,869 | 1,358,136 | 99,528 | 98,813 | 295,100 | 284,284 | 673,140 | 332,384 |
| | 1894 | 14,928 11 3 | 1,503,814 | 1,407,900 | 108,654 | 110,253 | 388,154 | 357,773 | 722,410 | 353,353 |
| Wellington— | 1885 | 68,085 14 7 | 2,813,460 | 2,375,529 | 66,443 | 65,104 | 241,020 | 387,140 | 848,601 | 897,728 |
| | 1890 | 76,912 9 9 | 3,766,685 | 3,711,877 | 134,498 | 115,071 | 524,589 | 750,905 | 1,327,664 | 1,340,232 |
| | 1893 | 80,737 2 9 | 4,946,916 | 4,961,593 | 197,327 | 199,329 | 1,156,116 | 1,186,120 | 1,666,847 | 1,283,503 |
| | 1894 | 84,733 9 0 | 5,159,362 | 5,039,593 | 191,880 | 186,056 | 950,924 | 1,613,846 | 1,723,865 | 1,397,344 |
| Nelson— | 1885 | 4,667 18 1 | 456,222 | 411,034 | 10,543 | 13,234 | 55,536 | 35,526 | 203,346 | 117,923 |
| | 1890 | 5,103 6 0 | 464,477 | 443,755 | 22,334 | 21,848 | 62,517 | 62,840 | 234,767 | 124,341 |
| | 1893 | 6,292 17 5 | 549,510 | 526,162 | 21,957 | 25,363 | 99,645 | 109,408 | 237,874 | 124,423 |
| | 1894 | 5,230 12 5 | 515,840 | 516,087 | 24,037 | 23,231 | 80,704 | 103,727 | 206,895 | 111,644 |
| Westport— | 1885 | 1,432 19 2 | 121,589 | 114,699 | 3,718 | 2,730 | 10,634 | 5,547 | 83,772 | 45,119 |
| | 1890 | 1,967 2 1 | 190,879 | 169,889 | 5,642 | 5,541 | 21,164 | 9,112 | 156,936 | 73,686 |
| | 1893 | 2,222 19 8 | 193,024 | 185,484 | 5,369 | 3,432 | 39,130 | 17,056 | 150,696 | 83,590 |
| | 1894 | 2,286 3 3 | 186,602 | 186,303 | 7,423 | 9,451 | 54,756 | 27,118 | 146,068 | 92,846 |
| Greymouth— | 1885 | 2,920 0 8 | 266,682 | 227,929 | 6,240 | 5,330 | 26,546 | 14,690 | 190,554 | 136,552 |
| | 1890 | 3,973 1 10 | 368,108 | 347,354 | 9,165 | 8,548 | 52,975 | 37,079 | 253,474 | 136,106 |
| | 1893 | 4,103 17 6 | 329,537 | 366,067 | 8,853 | 8,788 | 71,032 | 50,843 | 219,700 | 157,781 |
| | 1894 | 4,139 14 3 | 324,311 | 391,898 | 10,179 | 13,195 | 107,211 | 82,745 | 219,739 | 152,321 |
| Hokitika— | 1885 | 2,154 3 1 | 208,975 | 169,065 | 6,214 | 6,071 | 21,615 | 10,361 | 168,766 | 85,003 |
| | 1890 | 1,996 5 4 | 187,889 | 158,755 | 8,333 | 5,003 | 31,356 | 16,675 | 141,193 | 65,781 |
| | 1893 | 2,189 11 5 | 219,700 | 181,233 | 6,227 | 4,056 | 42,380 | 23,166 | 175,513 | 88,361 |
| | 1894 | 2,000 11 10 | 199,212 | 170,118 | 7,982 | 4,576 | 35,048 | 16,978 | 154,960 | 76,167 |
| Blenheim— | 1885 | 2,952 6 0 | 308,529 | 242,619 | 11,479 | 4,173 | 31,525 | 13,936 | 154,544 | 78,520 |
| | 1890 | 3,908 14 7 | 334,815 | 317,523 | 10,608 | 9,007 | 49,452 | 41,176 | 204,711 | 89,323 |
| | 1893 | 3,822 3 1 | 403,221 | 343,055 | 14,911 | 9,256 | 113,178 | 57,278 | 252,161 | 113,126 |
| | 1894 | 3,986 9 10 | 374,673 | 369,122 | 13,000 | 11,804 | 154,154 | 63,115 | 219,427 | 126,113 |
| Christchurch— | 1885 | 31,836 10 0 | 3,212,638 | 2,848,443 | 129,549 | 145,054 | 266,223 | 269,438 | 1,051,934 | 1,195,558 |
| | 1890 | 36,226 7 6 | 3,398,291 | 3,398,556 | 186,329 | 181,128 | 384,475 | 505,820 | 949,806 | 1,260,362 |
| | 1893 | 42,100 14 1 | 3,754,920 | 4,090,099 | 200,161 | 193,206 | 1,372,605 | 1,107,327 | 1,182,896 | 1,795,599 |
| | 1894 | 41,067 7 10 | 4,010,591 | 4,070,768 | 164,034 | 175,708 | 799,383 | 849,563 | 1,147,783 | 1,630,278 |
| Timaru— | 1885 | 6,454 6 2 | 783,900 | 607,516 | 33,670 | 33,553 | 69,593 | 35,204 | 234,260 | 127,036 |
| | 1890 | 8,783 14 4 | 782,184 | 771,361 | 50,037 | 45,745 | 97,786 | 99,251 | 274,001 | 148,566 |
| | 1893 | 9,063 14 9 | 859,144 | 815,854 | 62,101 | 53,352 | 212,966 | 212,446 | 339,950 | 147,004 |
| | 1894 | 8,510 2 5 | 876,005 | 870,168 | 62,803 | 57,122 | 264,758 | 262,054 | 294,242 | 156,455 |
| Oamaru— | 1885 | 3,998 7 6 | 569,101 | 370,721 | 15,587 | 15,990 | 52,156 | 26,403 | 271,180 | 106,444 |
| | 1890 | 4,355 19 6 | 447,213 | 409,095 | 30,615 | 26,247 | 59,423 | 49,815 | 134,355 | 85,713 |
| | 1893 | 4,553 13 4 | 485,823 | 469,222 | 29,692 | 26,546 | 127,166 | 62,088 | 173,654 | 102,557 |
| | 1894 | 5,045 3 8 | 541,619 | 545,545 | 34,398 | 25,428 | 155,805 | 78,390 | 176,098 | 103,818 |
| Dunedin— | 1885 | 32,468 19 10 | 3,231,124 | 2,820,025 | 97,812 | 119,119 | 240,409 | 373,035 | 1,168,778 | 1,284,114 |
| | 1890 | 36,908 12 2 | 3,147,090 | 3,406,250 | 138,320 | 136,841 | 396,162 | 495,592 | 1,233,895 | 1,954,939 |
| | 1893 | 38,571 13 4 | 3,463,005 | 3,699,917 | 200,421 | 202,007 | 1,382,368 | 1,148,017 | 1,286,740 | 1,350,466 |
| | 1894 | 39,282 8 0 | 3,543,397 | 3,718,858 | 176,072 | 177,671 | 893,087 | 1,100,619 | 1,329,809 | 1,355,549 |
| Invercargill— | 1885 | 9,873 14 10 | 1,170,338 | 924,820 | 54,561 | 31,629 | 94,367 | 87,438 | 588,276 | 274,079 |
| | 1890 | 12,296 1 2 | 1,207,193 | 1,167,244 | 69,004 | 60,936 | 138,749 | 201,073 | 612,638 | 399,086 |
| | 1893 | 15,346 2 8 | 1,630,694 | 1,526,330 | 121,342 | 87,646 | 393,094 | 411,736 | 790,439 | 480,740 |
| | 1894 | 16,192 5 0 | 1,735,799 | 1,666,834 | 140,361 | 108,537 | 472,706 | 389,428 | 809,718 | 538,434 |
| Totals— | 1885 | 229,299 7 6 | 19,371,378 | 16,458,477 | 653,722 | 666,211 | 1,670,768 | 1,595,252 | 7,685,370 | 6,548,508 |
| | 1890 | 275,432 9 11 | 22,415,263 | 21,501,937 | 1,019,434 | 991,065 | 2,838,329 | 3,320,801 | 9,221,212 | 8,691,522 |
| | 1893 | 303,161 7 9 | 26,340,704 | 25,744,745 | 1,309,568 | 1,387,542 | 7,611,279 | 6,548,789 | 10,699,299 | 8,856,731 |
| | 1894 | 300,958 16 2 | 27,344,369 | 25,823,967 | 1,297,894 | 1,248,819 | 6,682,936 | 6,900,049 | 10,483,655 | 8,787,935 |

Table No. 16.

TABLE showing the Estimated Correspondence posted and delivered, and the Estimated Expenditure and Revenue, for the several Postal Districts and of the General Post Office for the Year 1894.

| Postal Districts. | No. of Offices. | Total Estimated Correspondence posted and delivered. | | | | | Estimated Expenditure. | | | | Estimated Revenue. | | |
|--------------------------|-------------------------|--|-------------|--------------------|----------|-------------|------------------------------|-----------------------|-----------------------|------------------------|------------------------|-----------------------|-----------------------|
| | | Letters. | Post-cards. | Books and Samples. | Parcels. | Newspapers. | Cost of Conveyance of Mails. | Salaries. | Contingencies. | Total. | From Stamps, &c. | Official Postage. | Total. |
| NORTH ISLAND. | 301 | 9,463,402 | 425,659 | 2,921 178 | 64,185 | 3,727,035 | £ s. d. 5,076 0 11 | £ s. d. 13,025 8 0 | £ s. d. 2,105 10 2 | £ s. d. 20,206 19 1 | £ s. d. 41,729 10 0 | £ s. d. 2,912 16 0 | £ s. d. 44,642 6 0 |
| | 40 | 834,704 | 34,125 | 136,877 | 3 837 | 344,214 | 1 333 16 8 | 2,490 9 11 | 320 18 6 | 4,145 5 1 | 3,407 13 8 | 607 2 3 | 4,014 15 11 |
| | 33 | 1 220,128 | 78,923 | 298 376 | 4,720 | 582,127 | 587 7 6 | 1,857 10 0 | 183 2 0 | 2,627 19 6 | 5 328 5 9 | 1,233 18 0 | 6,562 3 9 |
| | 26 | 514,085 | 28,704 | 108,771 | 2,465 | 287 755 | 584 9 6 | 1,048 0 0 | 100 14 6 | 1,733 4 0 | 2 141 8 7 | 511 3 5 | 2,652 12 0 |
| | 66 | 3,211,598 | 135,447 | 815,737 | 16,442 | 1,085,123 | 1,968 5 1 | 4,573 0 0 | 451 16 1 | 6,993 1 2 | 13,690 16 5 | 1,993 3 5 | 15,683 19 9 |
| | 62 | 2,911,714 | 218,907 | 745,927 | 10,204 | 1,075,763 | 1,844 4 5 | 3 564 0 7 | 225 7 0 | 5,633 12 0 | 12,863 15 1 | 2,064 16 2 | 14,928 11 3 |
| | 114 | 10,198,955 | 377,936 | 2,564,770 | 80,010 | 3,121,209 | 2,338 4 1 | 13,410 6 5 | 4,971 2 0 | 20,719 12 6 | 46,476 14 0 | 38,256 15 0 | 84,733 9 0 |
| | Totals for North Island | | | | | | | | | | | | |
| | MIDDLE ISLAND. | | | | | | | | | | | | |
| | Nelson | 44 | 1,031,927 | 47,268 | 184,431 | 10,516 | 318,539 | 1,096 5 0 | 2,436 10 0 | 334 17 1 | 3,867 12 1 | 4,755 4 3 | 475 8 2 |
| Westport | 30 | 372,905 | 16,874 | 81,874 | 3 080 | 238,914 | 642 9 11 | 1,032 10 0 | 114 13 11 | 1,789 13 10 | 1,764 9 1 | 521 14 2 | 2,286 3 3 |
| Greymouth | 32 | 716,209 | 23,374 | 189,956 | 4,798 | 372,060 | 1,009 16 5 | 2,155 15 10 | 133 17 8 | 3,299 9 11 | 3,655 2 5 | 484 11 10 | 4,139 14 3 |
| Hokitika | 36 | 369,330 | 12 558 | 52,026 | 3,116 | 231 127 | 517 8 9 | 1,064 17 6 | 85 0 11 | 1,667 7 2 | 1,563 4 8 | 437 7 2 | 2,000 11 10 |
| Blenheim .. | 33 | 743 795 | 24,804 | 217,269 | 4,110 | 345,540 | 964 0 0 | 1,530 10 0 | 151 9 0 | 2,645 19 0 | 3,282 4 10 | 704 5 0 | 3,986 9 10 |
| Christchurch | 175 | 8,081,359 | 339,742 | 1,648,946 | 49,343 | 2,778,061 | 3,839 2 4 | 10,524 10 11 | 1 106 16 4 | 15,470 9 7 | 37,876 2 9 | 3,191 5 1 | 41 067 7 10 |
| Timaru | 49 | 1,746,173 | 119,925 | 526,812 | 3,895 | 450,697 | 517 15 0 | 2,438 0 0 | 203 14 10 | 3,159 9 10 | 7,814 5 9 | 695 16 8 | 8,510 2 5 |
| Oamaru | 27 | 1,087 164 | 59,826 | 234,195 | 1,793 | 279,916 | 236 10 0 | 1,317 5 0 | 93 12 3 | 1,647 7 3 | 4,590 5 6 | 454 18 2 | 5,045 3 8 |
| Dunedin | 161 | 7 262 255 | 353 743 | 1,993,706 | 52,669 | 2,685,358 | 5,476 0 11 | 10,444 3 4 | 1,893 1 2 | 17,813 5 5 | 35,777 16 10 | 3,504 11 2 | 39,282 8 0 |
| Invercargill | 124 | 3,402,633 | 248,898 | 862 134 | 8,231 | 1,348,152 | 2 151 6 0 | 4,727 5 0 | 454 9 9 | 7 333 0 9 | 15,167 6 5 | 1,024 18 7 | 16,192 5 0 |
| Totals for Middle Island | | | | | | | | | | | | | |
| General Post Office | | | | | | | | | | | | | |
| Totals for the Colony | | | | | | | | | | | | | |

Table No. 17

COMPARATIVE TABLE showing the Progress of the Telegraph Department during the Financial Years ended 30th June, 1866, to 30th June, 1879, 31st March, 1880, to 31st March, 1882, and Calendar Years ended 31st December, 1882, to 31st December, 1893.

| Year ended | Number of Miles of Line. | Number of Miles of Wire. | Number of Stations. | Number of Telegrams forwarded during the Year. | | Telegraph Revenue from all Sources. | Value of Government Messages. | | Total Value of Business done during the Year. | | Cost of Maintenance of Stations. | | Cost of Maintenance of Lines, excluding Australian Cable Subsidy. | | Total Expenditure. | | Cost of Maintenance of Lines per Mile. | | Tariff in Operation. |
|------------------|--------------------------|--------------------------|---------------------|--|-------------|-------------------------------------|-------------------------------|-------|---|-------|----------------------------------|-------|---|-------|--------------------|-------|--|-------|---|
| | | | | Private, and Press. | Government. | | £ | s. d. | £ | s. d. | £ | s. d. | £ | s. d. | £ | s. d. | £ | s. d. | |
| 30th June, 1866 | 699 | 1,390 | 13 | 24,761 | 2,746 | 27,407 | 5,561 | 19 2 | 6,045 | 2 4 | 3,934 | 3 4 | 2,443 | 2 11 | 6,377 | 6 3 | 3 9 10 | | Mileage tariff. |
| " 1867 | 757 | 1,498 | 21 | 55,621 | 15,331 | 70,952 | 9,070 | 10 1 | 12,840 | 14 9 | 8,017 | 14 7 | 2,541 | 4 11 | 10,558 | 19 6 | 3 7 1 | | |
| " 1868 | 1,110 | 2,223 | 31 | 72,241 | 26,244 | 98,485 | 11,652 | 3 7 | 18,324 | 3 10 | 9,489 | 17 10 | 5,406 | 7 3 | 14,896 | 5 1 | 4 17 4 | | |
| " 1869 | 1,329 | 2,495 | 45 | 106,070 | 50,097 | 156,167 | 18,520 | 10 4 | 31,951 | 2 1 | 14,266 | 12 7 | 8,547 | 4 9 | 22,813 | 17 4 | 6 8 6 | | Mileage tariff in operation up to 1st Sept., 1869; uniform 2s. 6d. tariff from 1st Sept., 1869, to 31st March, 1870; and 1s. tariff from 1st April, 1870. |
| " 1870 | 1,661 | 2,897 | 56 | 122,545 | 62,878 | 185,423 | 17,218 | 1 4 | 29,470 | 7 4 | 16,417 | 7 4 | 14,120 | 4 10 | 30,537 | 12 2 | 8 9 11 | | |
| " 1871 | 1,976 | 3,247 | 72 | 253,582 | 59,292 | 312,874 | 22,419 | 8 8 | 32,296 | 6 2 | 21,254 | 4 3 | 11,344 | 3 8 | 32,598 | 7 11 | 5 19 6 | | |
| " 1872 | 2,185 | 3,823 | 81 | 344,524 | 67,243 | 411,767 | 28,121 | 10 0 | 39,164 | 13 9 | 23,593 | 9 9 | 8,838 | 19 7 | 32,452 | 9 4 | 4 2 3 | | From 1st November, 1873, address and signature given in free. |
| " 1873 | 2,356 | 4,574 | 93 | 485,597 | 83,453 | 568,960 | 39,680 | 18 9 | 50,786 | 0 9 | 27,040 | 18 10 | 9,479 | 5 4 | 36,520 | 4 2 | 4 1 11 | | |
| " 1874 | 2,530 | 5,782 | 105 | 645,067 | 107,832 | 752,899 | 46,508 | 18 10 | 59,127 | 10 4 | 38,801 | 19 4 | 15,021 | 17 11 | 53,823 | 17 3 | 6 3 11 | | |
| " 1875 | 2,986 | 6,626 | 127 | 786,237 | 130,891 | 917,128 | 55,301 | 12 3 | 68,981 | 3 0 | 45,814 | 11 4 | 14,240 | 19 7 | 60,055 | 10 11 | 4 16 4 | | From 1st Jan., 1886, delayed telegrams posted to addressees immediately after their receipt at offices of destination. |
| " 1876 | 3,154 | 7,247 | 142 | 890,382 | 160,704 | 1,051,086 | 62,715 | 10 4 | 78,869 | 16 4 | 61,696 | 14 5 | 21,074 | 8 8 | 82,771 | 3 1 | 5 18 10 | | |
| " 1877 | 3,259 | 7,423 | 155 | 952,283 | 172,159 | 1,124,442 | 65,644 | 15 3 | 82,669 | 4 0 | 63,353 | 10 10 | 17,931 | 8 0 | 81,284 | 18 10 | 5 12 11 | | |
| " 1878 | 3,434 | 8,035 | 182 | 1,065,481 | 194,843 | 1,260,324 | 73,284 | 1 10 | 92,432 | 14 2 | 69,340 | 1 8 | 18,259 | 4 9 | 87,599 | 6 5 | 5 10 0 | | From 1st Jan., 1886, delayed telegrams posted to addressees immediately after their receipt at offices of destination. |
| " 1879 | 3,512 | 8,117 | 195 | 1,201,982 | 246,961 | 1,448,943 | 85,402 | 0 2 | 112,351 | 2 4 | 79,502 | 0 5 | 17,299 | 7 10 | 96,801 | 8 3 | 5 0 9 | | |
| 31st March, 1880 | 3,638 | 9,333 | 214 | 824,734 | 183,675 | 1,008,409 | 58,120 | 3 3 | 77,827 | 9 6 | 68,651 | 10 10 | 14,758 | 4 5 | 83,409 | 15 3 | 4 3 4 | | |
| " 1881 | 3,758 | 9,587 | 227 | 1,058,342 | 246,370 | 1,304,712 | 73,002 | 2 0 | 100,023 | 5 8 | 78,224 | 1 8 | 23,154 | 8 3 | 101,378 | 9 11 | 6 6 7 | | |
| " 1882 | 3,824 | 9,653 | 234 | 1,215,849 | 222,923 | 1,438,772 | 78,828 | 19 8 | 101,566 | 16 0 | 69,165 | 5 0 | 18,292 | 13 4 | 87,457 | 18 4 | 4 17 4 | | |

Table No. 17—continued.

COMPARATIVE TABLE showing the Progress of the Telegraph Department during the Financial Years ended 30th June, 1866, to 30th June, 1879; 31st March, 1880, to 31st March, 1882, and Calendar Years ended 31st December, 1882, to 31st December, 1893—continued.

| Year ended. | Number of Miles of Line. | Number of Miles of Wire. | Number of Stations Open. | | Number of Telegrams forwarded during the Year. | | Telegraph Revenue from all Sources. | Value of Government Messages. | Total Value of Business done during the Year. | Cost of Maintenance of Stations. | Cost of Maintenance of Lines, excluding Australian Cable Subsidy. | Total Expenditure. | Cost of Maintenance of Lines per Mile. | Tariff in Operation. |
|-----------------|--------------------------|--------------------------|--------------------------|-----------|--|-------------|-------------------------------------|-------------------------------|---|----------------------------------|---|--------------------|--|--|
| | | | Number of Stations Open. | Total. | Private, and Press. | Government. | | | | | | | | |
| 31st Dec., 1882 | 3,974 | 9,848 | 264 | 1,361 | 817 | 208 | 372 | 1 570,189 | £ 90,633 | 11 2 | 20,608 | 11 11 | £ 111,242 | 3 1 |
| " 1883 | 4,074 | 10,037 | 302 | 1,379,483 | 219,917 | 1,599,400 | 93 822 | 3 3 | 21 555 | 19 2 | 115 378 | 2 5 | 73,554 | 9 122,451 |
| " 1884 | 4,264 | 10,474 | 330 | 1,433,458 | 220,847 | 1,654,305 | 95 634 | 5 5 | 20,855 | 19 7 | 116,490 | 5 0 | 73,054 | 4 619,210 |
| " 1885 | 4,463 | 10,931 | 375 | 1 533,406 | 240,867 | 1 774,273 | 101 652 | 8 0 | 24,860 | 9 0 | 126,512 | 17 0 | 70,036 | 6 220,941 |
| " 1886 | 4,546 | 11 178 | 412 | 1 583,717 | 252 549 | 1 836,266 | 106 638 | 12 2 | 27 281 | 4 9 | 133,919 | 16 11 | 77,082 | 4 420,900 |
| " 1887 | 4,646 | 11 375 | 437 | 1 589,771 | 245 623 | 1 835,394 | 106,548 | 4 0 | 30,205 | 11 10 | 136,753 | 15 10 | 77,473 | 10 721,402 |
| " 1888 | 4,790 | 11 617 | 473 | 1 548,233 | 217,630 | 1 765 863 | 106,311 | 11 6 | 23 164 | 13 11 | 129,476 | 5 5 | 76,580 | 10 021 321 |
| " 1889 | 4,874 | 11 827 | 489 | 1 589 157 | 213 830 | 1,802 987 | 106,462 | 18 4 | 24 218 | 9 3 | 130,681 | 7 7 | 72 201 | 13 523 262 |
| " 1890 | 5,148 | 12 812 | 520 | 1,734,381 | 226,780 | 1,961 161 | 110,606 | 17 8 | 26,070 | 12 7 | 136,767 | 10 3 | 75,426 | 9 726,007 |
| " 1891 | 5,349 | 13 235 | 573 | 1 746,115 | 222 149 | 1,968 264 | 117,633 | 15 9 | 24 840 | 5 7 | 142 474 | 1 4 | 76,845 | 1 1027 546 |
| " 1892 | 5 479 | 13,459 | 615 | 1 686,064 | 218 079 | 1 904,143 | 103,813 | 8 63 | 24 342 | 7 0 | 128 155 | 15 63 | 85 658 | 4 1128,986 |
| " 1893 | 5,513 | 13,515 | 640 | 1,825,646 | 244,045 | 2,069,691 | 112,465 | 15 9 | 28,317 | 7 10 | 140,783 | 3 7 | 87,472 | 13 329,580 |
| | | | | | | | | | | | | | | 102,109 17 029,141 6 0 121,251 3 0 5 5 9 |

From 1st November, 1873, address and signature given in free.

From 1st Jan., 1886, delayed telegrams posted to addressees immediately after their receipt at offices of destination.

For the Financial Year 1894-95.

| Year ended | Number of Miles of Line. | Number of Miles of Wire. | Number of Stations Open. | Number of Telegrams forwarded during the Year. | | | Revenue. | | Value of Government Messages. | Total Value of Business done during the Year. | Total Expenditure (excluding Cable Subsidy). | Remarks. |
|------------------|--------------------------|--------------------------|--------------------------|--|---------------|-----------|----------------|-------------------------|-------------------------------|---|--|----------|
| | | | | Private, and Press. | Govern- ment. | Total. | Telegraph. | Telephone. | | | | |
| 31st March, 1895 | 5,961½ | 14,881½ | 705 | 1 802 182 | 231,618 | 2,033,800 | £ 88,459 10 11 | £ s. d. 21,552 12 10 | £ s. d. 26,050 7 5 | £ s. d. 136,062 11 2 | £ s. d. 135,791 0 7 | |

Table No. 18.

TABLE showing the CASH REVENUE derived from PRIVATE and PRESS MESSAGES, the VALUE of GOVERNMENT MESSAGES, and the NUMBER of MESSAGES, transmitted in the several Postal Districts of New Zealand, for the Twelve Months ended 31st March, 1895.

| Postal Districts. | Revenue derived from Private and Press Messages. | | | Value of Government Messages. | | | Total Value of Messages of all Codes. | | | Number of Private and Press Messages. | Number of Govt. Messages. | Total Number of Messages of all Codes. |
|-------------------------------|--|----|----|-------------------------------|----|----|---------------------------------------|----|----|---------------------------------------|---------------------------|--|
| | £ | s. | d. | £ | s. | d. | £ | s. | d. | | | |
| Auckland | 13,604 | 3 | 7 | 3,707 | 12 | 10 | 17,311 | 16 | 5 | 297,054 | 34,731 | 331 785 |
| Blenheim | 1 714 | 3 | 5 | 595 | 4 | 5 | 2,309 | 7 | 10 | 29,539 | 5,838 | 35,377 |
| Christchurch | 10,786 | 2 | 5½ | 2 119 | 13 | 3 | 12,905 | 15 | 8½ | 195,002 | 19,350 | 214,352 |
| Dunedin | 11 102 | 6 | 9½ | 2,483 | 16 | 8 | 13 586 | 3 | 5½ | 231,653 | 23 404 | 255,057 |
| Gisborne | 1 929 | 12 | 7 | 562 | 19 | 3 | 2,492 | 11 | 10 | 37 138 | 4,177 | 41,315 |
| Greymouth | 2,204 | 5 | 0 | 613 | 2 | 7 | 2 817 | 7 | 7 | 41,258 | 5 104 | 46,362 |
| Hokitika | 1,007 | 0 | 10 | 324 | 0 | 1 | 1,331 | 0 | 11 | 17,971 | 2,661 | 20,632 |
| Invercargill | 4,662 | 9 | 1 | 844 | 11 | 3 | 5,507 | 0 | 4 | 105,118 | 7,456 | 112 574 |
| Napier | 5,943 | 1 | 8 | 998 | 10 | 0 | 6,941 | 11 | 8 | 110,562 | 9 859 | 120,421 |
| Nelson | 2,169 | 14 | 9½ | 613 | 16 | 8 | 2,783 | 11 | 5½ | 51 731 | 6,402 | 58 133 |
| New Plymouth | 2 260 | 16 | 5 | 811 | 1 | 1 | 3 071 | 17 | 6 | 42 554 | 7 058 | 49,612 |
| Oamaru | 1,613 | 13 | 1 | 206 | 16 | 10 | 1 820 | 9 | 11 | 24,469 | 1,989 | 26,458 |
| Thames. | 2 517 | 0 | 0 | 460 | 14 | 3 | 2,977 | 14 | 3 | 48,992 | 4 779 | 53,771 |
| Timaru | 2 319 | 7 | 10 | 407 | 7 | 6 | 2 726 | 15 | 4 | 39,676 | 3 875 | 43 551 |
| Wanganui | 4,744 | 13 | 5 | 1 149 | 19 | 5 | 5 894 | 12 | 10 | 90,659 | 10,801 | 101 460 |
| Wellington | 15,271 | 9 | 0½ | 9,561 | 14 | 7 | 24 833 | 3 | 7½ | 408,174 | 79,099 | 487 273 |
| Westport | 1,538 | 8 | 11 | 589 | 6 | 9 | 2,127 | 15 | 8 | 30,632 | 5,035 | 35 667 |
| Totals, 1894-95 | 85 388 | 8 | 11 | 26,050 | 7 | 5 | 111,438 | 16 | 4 | 1,802 182 | 231 618 | 2,033 800 |
| Totals for calendar year 1893 | 87,425 | 9 | 7 | 28 317 | 7 | 10 | 115 742 | 17 | 5 | 1,825,646 | 244,045 | 2,069,691 |

Table No. 19.

RETURN of PAID TELEGRAMS of all Codes forwarded during the Twelve Months ended 31st March, 1895, and the REVENUE received.

| Class of Telegrams. | June Quarter, 1894. | | September Quarter, 1894. | | December Quarter, 1894. | | March Quarter, 1895. | | Totals. | |
|------------------------------|---------------------|--------------|--------------------------|-------------|-------------------------|--------------|----------------------|-------------|-----------|--------------|
| | Number. | Revenue. | Number. | Revenue. | Number. | Revenue. | Number. | Revenue. | Number. | Revenue. |
| | | £ s. d. | | £ s. d. | | £ s. d. | | £ s. d. | | £ s. d. |
| Ordinary | 224,409 | 19757 15 4 | 205 107 | 18291 17 9 | 228 243 | 19,682 18 11 | 239,355 | 21087 18 11 | 897 114 | 78,820 10 11 |
| Urgent | 11,387 | 1,477 9 11 | 8,184 | 1,051 7 7 | 9,631 | 1 224 19 2 | 11 165 | 1 392 5 2 | 40,367 | 5 146 1 10 |
| Delayed | 144,732 | 4,540 8 5 | 141 159 | 4 415 11 1 | 149,842 | 4 566 2 9 | 153,093 | 4,691 10 7 | 588,826 | 18,213 12 10 |
| Press | 44,468 | 2 045 4 2 | 48,445 | 2 573 14 4 | 50,206 | 2 534 13 10 | 54 295 | 2 432 8 3 | 197,414 | 9,586 0 7 |
| Bureau | 19,176 | 489 11 9 | 18,210 | 455 15 11 | 19,167 | 466 11 9 | 21,908 | 527 2 10 | 78,461 | 1,939 2 3 |
| Gross Totals | 444,172 | 28,310 9 7 | 421 105 | 26,788 6 8 | 457,089 | 28,475 6 5 | 479,816 | 30,131 5 9 | 1 802,182 | 113,705 8 5 |
| Less other lines and credits | | 6,999 10 5½ | | 6,810 6 2½ | | 6,812 1 9½ | | 7,695 1 0½ | | 28,316 19 6 |
| Net Totals, 1894-95 | 444,172 | 21,310 19 1½ | 421 105 | 19,978 0 5½ | 457,089 | 21,663 4 7½ | 479,816 | 22,436 4 8½ | 1 802,182 | 85 388 8 11 |
| Net Totals, 1893-94 | 442 032 | 21,075 1 9 | 435 823 | 21,258 10 6 | 467 309 | 22,095 5 7 | 493,930 | 23,942 6 5½ | 1 839,094 | 88,371 4 3½ |

Table No. 20.

RETURN of the NUMBER and VALUE of TELEGRAPH MONEY ORDERS issued within the several Postal Districts during the Year ended 31st December, 1894.

| Districts. | Number. | Telegraph Commission. | Value of Orders. |
|--------------|---------|-----------------------|------------------|
| | | £ s. d. | £ s. d. |
| Auckland | 3,839 | 191 19 0 | 14,838 0 2 |
| Blenheim | 625 | 31 5 0 | 2,089 8 7 |
| Christchurch | 2,007 | 100 7 0 | 7 340 0 5 |
| Dunedin | 1,945 | 97 5 0 | 7 255 13 9 |
| Gisborne | 890 | 44 10 0 | 3 708 6 1 |
| Greymouth | 862 | 43 2 0 | 3 300 1 0 |
| Hokitika | 294 | 14 14 0 | 884 4 6 |
| Invercargill | 796 | 39 16 0 | 2 381 4 11 |
| Napier | 2 232 | 111 12 0 | 8,546 15 5 |
| Nelson | 459 | 22 19 0 | 1,681 7 9 |
| New Plymouth | 789 | 39 9 0 | 2 695 9 9 |
| Oamaru | 233 | 11 13 0 | 686 0 11 |
| Thames | 865 | 43 5 0 | 2 763 8 1 |
| Timaru | 369 | 18 9 0 | 1 291 15 3 |
| Wanganui | 1,699 | 84 19 0 | 5 749 15 4 |
| Wellington | 4,045 | 202 5 0 | 14,407 17 9 |
| Westport | 772 | 38 12 0 | 2 528 19 10 |
| Totals, 1894 | 22 721 | 1 136 1 0 | 82 148 9 6 |
| Totals, 1893 | 20,381 | 1,019 1 0 | 75,496 15 8 |

Table No 21.
RETURN showing the CAPITAL COST, WORKING-EXPENSES, and REVENUE of the TELEPHONE EXCHANGES, Year by Year, from the Date of their Establishment.

| Year. | Number of Connections. | Capital Cost for Instruments, Wire, Poles, Labour, Freight, Superintendence, &c. | | Revenue. | | Annual Rate at Close of Year. | | Working-expenses. | | | | | | Balance of Revenue over Working-expenses. | | Annual Rate per Cent. yielded on Capital Cost. |
|---------------------------------------|------------------------|--|---------------------------|---------------|-------------|-------------------------------|------------|--|------------------------------------|-------------------------------------|--|-------------|-------------|---|-------|--|
| | | Average Cost of each Connection. | Total for all Connections | £ | | £ | | Salaries and Allowances of Clerks, &c. | Linemen, Batteries, and Materials. | * Wear-and-tear, &c., Ten per Cent. | Rent, Fuel, Light, Paper, Printing, Binding, &c. | Total. | | | | |
| | | | | £ | s. d. | £ | s. d. | | | | | £ | s. d. | | | |
| Total for the year ended 31st March,— | | | | | | | | | | | | | | | | |
| 1882 | 116 | 21 16 6 | 2,531 14 0 | 613 5 2 | 1 170 16 0 | 0 | 285 0 0 | 0 | 275 0 0 | 253 0 0 | 150 0 0 | 963 0 0 | 207 16 0 | 0 | 8·17 | |
| 1883 | 379 | 21 16 6 | 8,271 13 6 | 5,014 9 2 | 6,809 8 8 | 0 | 595 0 0 | 0 | 595 0 0 | 827 0 0 | 300 0 0 | 2,317 0 0 | 4,492 8 8 | 0 | 54·31 | |
| 1884 | 715 | 21 16 6 | 15,604 17 6 | 7,746 16 7 | 7,028 7 4 | 0 | 695 0 0 | 0 | 770 0 0 | 1,560 0 0 | 350 0 0 | 3,375 0 0 | 3,653 7 4 | 0 | 23·41 | |
| 1885 | 1,075 | 21 18 6 | 23,461 17 6 | 10,008 3 6 | 10,008 3 6 | 0 | 1 770 0 0 | 0 | 1 590 0 0 | 2,346 0 0 | 475 0 0 | 6,181 0 0 | 3,827 3 6 | 0 | 16·31 | |
| 1886 | 1 710 | 20 8 6 | 37 319 12 1 | 12,294 1 2 | 13 997 0 0 | 0 | 2,849 1 3 | 0 | 1 704 0 0 | 3,731 19 2 | 700 0 0 | 8,985 0 5 | 5,011 19 7 | 0 | 13·42 | |
| 1887 | 2,038 | 19 5 40 | 686 3 1 | 15,477 16 2 | 15,477 16 2 | 0 | 2,873 0 0 | 0 | 1,580 10 0 | 4,068 12 2 | 320 0 0 | 8 842 2 2 | 6,635 14 0 | 0 | 16·30 | |
| 1888 | 2,153 | 22 19 0 | 49,407 5 0 | 16,881 8 6 | 16,881 8 6 | 0 | 3 119 10 0 | 0 | 2,252 0 0 | 4,940 14 6 | 330 0 0 | 10,642 4 6 | 6,239 4 1 | 0 | 12·63 | |
| 1889 | 2 249 | 23 18 10 | 53,849 11 6 | 17,613 4 0 | 17,613 4 0 | 0 | 3 315 10 0 | 0 | 2,249 7 0 | 5,344 9 2 | 335 0 0 | 11 244 6 2 | 6,368 17 10 | 0 | 11·82 | |
| 1890 | 2,402 | 24 4 1 | 58,229 3 0 | 18,581 11 7 | 18,581 11 7 | 0 | 3 790 0 0 | 0 | 2,206 10 0 | 5,823 0 1 | 375 0 0 | 12,194 10 1 | 6,387 1 6 | 0 | 11·00 | |
| 1891 | 2,587 | 24 17 1 | 64,294 4 4 | 19 961 4 2 | 19 961 4 2 | 0 | 4 192 0 0 | 0 | 2,249 18 5 | 6,429 8 5 | 394 3 9 | 13,265 10 7 | 6,695 13 7 | 0 | 10·43 | |
| 1892 | 3,080 | 24 16 11 | 76,579 1 8 | 18,571 7 8 | 18,571 7 8 | 0 | 4 630 0 0 | 0 | 2,345 2 9 | 7,658 7 11 | 993 1 6 | 15,026 12 2 | 3,544 15 6 | 0 | 4·63 | |
| 1893 | 3,690 | 24 16 11 | 91,687 11 1 | 19 155 11 5 | 19,155 11 5 | 0 | 7,405 0 0 | 0 | 2,695 19 10 | 9 168 15 1 | 464 6 2 | 19,734 1 1 | — 578 9 8 | 0 | Loss. | |
| 1894 | 4,244 | 24 12 1 | 104,425 3 0 | 21 771 4 4 | 21 771 4 4 | 0 | 7 720 0 0 | 0 | 3,313 1 1 | 10,442 10 4 | 741 18 9 | 22,217 10 2 | — 446 5 10 | 0 | Loss. | |
| 1895 | 4,616 | 25 6 3 | 116,845 10 4 | +21 552 12 10 | 22,621 0 0 | 0 | 9,285 0 0 | 0 | 4,253 11 4 | 11,684 11 0 | 817 19 5 | 26,041 1 9 | — 3,420 1 9 | 0 | Loss. | |

* This column includes 5 per cent. for wear-and-tear, and 5 per cent. for debenture capital.
+ A number of subscriptions due, but not paid, will fall into the year 1895-96.

Table No. 22.

RETURN of the COST of MAINTENANCE of TELEGRAPH LINES for the Year ended 31st March, 1895.

| Section. | No. of Miles. | Travelling Expenses of Linemen and Inspectors. | Extra Labour. | Cost of Material used for Repairs. | Salaries of Linemen and Inspectors. | Total Cost of Maintenance. |
|---|---------------|--|---------------|------------------------------------|-------------------------------------|----------------------------|
| | | £ s. d. | £ s. d. | £ s. d. | £ s. d. | £ s. d. |
| Riverton to Balclutha | 458½ | 254 1 0 | 304 3 11 | 368 19 2 | 371 0 0 | 1,298 4 1 |
| Tokomairiro to Queenstown | 414 | 168 15 5 | 225 10 9 | 130 2 10 | 262 0 0 | 786 9 0 |
| Balclutha to Waitaki | 557½ | 415 18 8 | 469 17 7 | 678 11 5 | 427 0 0 | 1,991 7 8 |
| Waitaki to Christchurch | 410½ | 271 6 5 | 896 15 2 | 853 15 8 | 550 0 0 | 2,571 17 3 |
| Christchurch to Kumara | 228 | 293 7 5 | 285 0 6 | 105 14 4 | 480 0 0 | 1,164 2 3 |
| Kumara to Lyell | 198 | 181 11 11 | 184 16 11 | 94 17 3 | 371 0 0 | 832 6 1 |
| Lyell to Nelson | 307½ | 164 9 0 | 55 15 1 | 161 13 1 | 163 0 0 | 544 17 2 |
| Nelson to Blenheim, including Tophouse Line | 133 | 180 1 9 | 312 7 6 | 404 13 0 | 405 0 0 | 1,302 2 3 |
| Blenheim to Kaikoura | 104 | 126 4 11 | 430 18 9 | 284 16 7 | 240 0 0 | 1,082 0 3 |
| Kaikoura to Christchurch | 271 | 143 18 7 | 375 13 4 | 295 7 8 | 505 0 0 | 1,319 19 7 |
| Wellington to New Plymouth | 586½ | 492 0 7 | 457 12 2 | 2,271 0 11 | 1,162 0 0 | 4,382 13 8 |
| Wellington to Napier | 449 | 451 8 9 | 811 17 7 | 1,448 14 9 | 875 0 0 | 3,587 1 1 |
| Napier to Tauranga | 543½ | 472 1 11 | 815 17 3 | 410 15 0 | 526 0 0 | 2,224 14 2 |
| Tauranga to Thames | 127 | 89 8 10 | 155 17 1 | 39 0 4 | 235 0 0 | 519 6 3 |
| Auckland South | 559 | 437 6 6 | 771 17 10 | 761 3 6 | 555 0 0 | 2,525 7 10 |
| Auckland North | 615 | 359 4 8 | 566 6 11 | 397 0 0 | 810 0 0 | 2,132 11 7 |
| P.s. "Terranora" | | | 462 7 5 | 41 5 2 | | 503 12 7 |
| Totals | 5,961½ | 4,501 6 4 | 7,582 15 9 | 8,747 10 8 | 7,937 0 0 | 28,768 12 9 |

5,961½ miles of line; average cost per mile, £4 16s. 6d.

Table No. 23.

STATEMENT showing the TOTAL COST of NEW ZEALAND TELEGRAPH LINES, CABLES, and TELEPHONE EXCHANGES up to the 31st December, 1894:

| Section of Line. | Total Cost of Section. |
|---|------------------------|
| | £ s. d. |
| NORTH ISLAND. | |
| Total, North Island, to 31st December 1893 | 256,710 12 11 |
| Expenditure on sundry lines constructed during 1894 | 2,086 7 2 |
| Total | 258,797 0 1 |
| SOUTH ISLAND. | |
| Total, South Island, to 31st December, 1893 | 255,234 18 6 |
| Expenditure on sundry lines constructed during 1894 | 4,189 14 4 |
| Total for South Island | 259,424 12 10 |
| Total for North Island | 258,797 0 1 |
| Total for colony | 518,221 12 11 |
| Cook Strait cables | 89,905 2 4 |
| Telephone exchanges | 123,595 11 5 |
| Grand Total | £731,722 6 8 |

Approximate Cost of Paper—Preparation, not given; printing (1,875 copies), £47 10s.

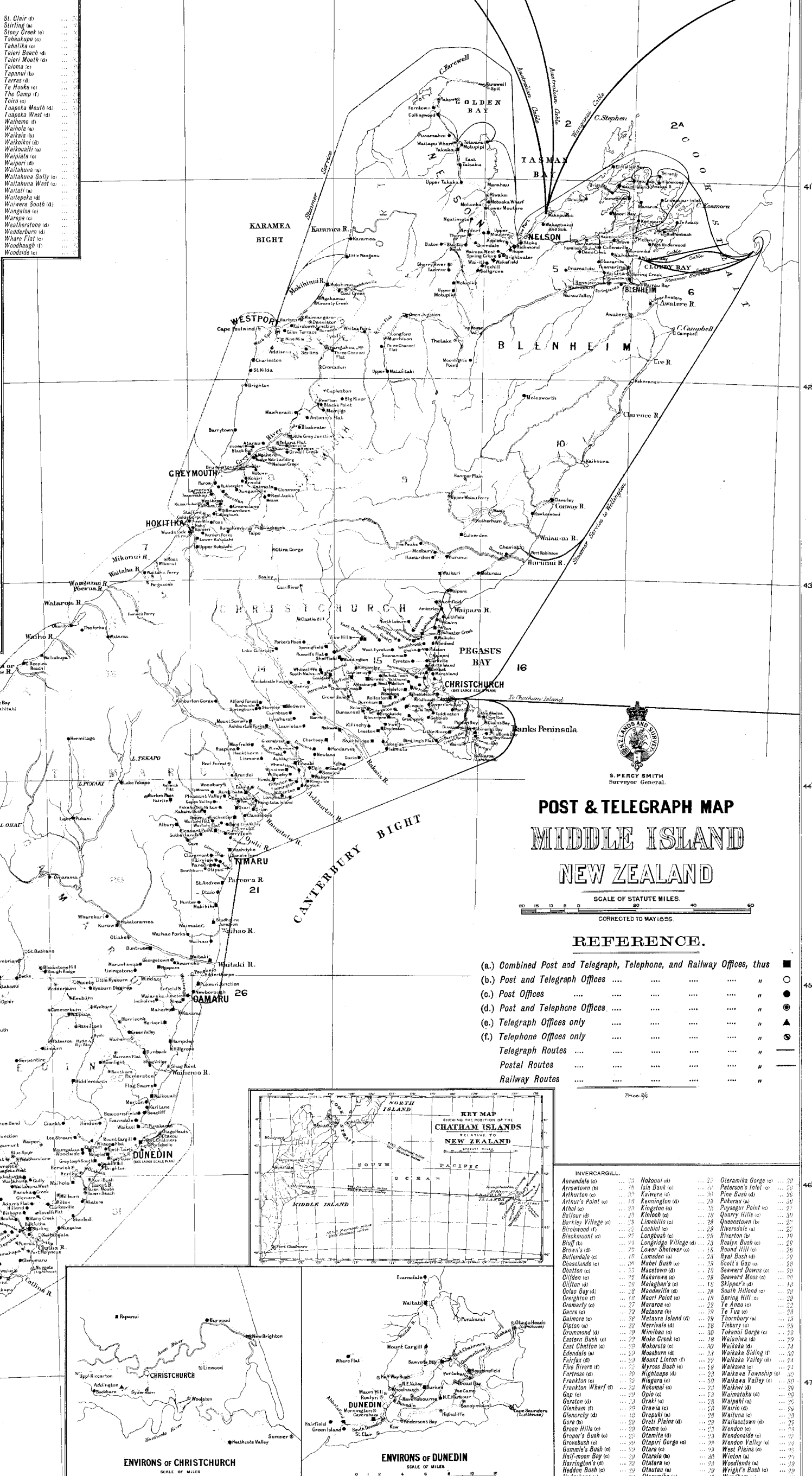
By Authority: SAMUEL COSTALL, Government Printer, Wellington.—1895.

INDEX

The name of the Chief Post Office in each Postal District is printed in capitals at the head of the list.

The red figure opposite the name corresponds with that on the map and parallelogram within which the Office is situated.

| NELSON | | | | | | | | | |
|----------------|----|----------------|----|----------------|----|-----------------|----|------------------|-----|
| Appleby (a) | 1 | Balton (a) | 2 | Belgrave (a) | 3 | Brightwater (a) | 4 | Buller's Bay (a) | 5 |
| Canterbury (a) | 6 | Canterbury (a) | 7 | Canterbury (a) | 8 | Canterbury (a) | 9 | Canterbury (a) | 10 |
| Canterbury (a) | 11 | Canterbury (a) | 12 | Canterbury (a) | 13 | Canterbury (a) | 14 | Canterbury (a) | 15 |
| Canterbury (a) | 16 | Canterbury (a) | 17 | Canterbury (a) | 18 | Canterbury (a) | 19 | Canterbury (a) | 20 |
| Canterbury (a) | 21 | Canterbury (a) | 22 | Canterbury (a) | 23 | Canterbury (a) | 24 | Canterbury (a) | 25 |
| Canterbury (a) | 26 | Canterbury (a) | 27 | Canterbury (a) | 28 | Canterbury (a) | 29 | Canterbury (a) | 30 |
| Canterbury (a) | 31 | Canterbury (a) | 32 | Canterbury (a) | 33 | Canterbury (a) | 34 | Canterbury (a) | 35 |
| Canterbury (a) | 36 | Canterbury (a) | 37 | Canterbury (a) | 38 | Canterbury (a) | 39 | Canterbury (a) | 40 |
| Canterbury (a) | 41 | Canterbury (a) | 42 | Canterbury (a) | 43 | Canterbury (a) | 44 | Canterbury (a) | 45 |
| Canterbury (a) | 46 | Canterbury (a) | 47 | Canterbury (a) | 48 | Canterbury (a) | 49 | Canterbury (a) | 50 |
| Canterbury (a) | 51 | Canterbury (a) | 52 | Canterbury (a) | 53 | Canterbury (a) | 54 | Canterbury (a) | 55 |
| Canterbury (a) | 56 | Canterbury (a) | 57 | Canterbury (a) | 58 | Canterbury (a) | 59 | Canterbury (a) | 60 |
| Canterbury (a) | 61 | Canterbury (a) | 62 | Canterbury (a) | 63 | Canterbury (a) | 64 | Canterbury (a) | 65 |
| Canterbury (a) | 66 | Canterbury (a) | 67 | Canterbury (a) | 68 | Canterbury (a) | 69 | Canterbury (a) | 70 |
| Canterbury (a) | 71 | Canterbury (a) | 72 | Canterbury (a) | 73 | Canterbury (a) | 74 | Canterbury (a) | 75 |
| Canterbury (a) | 76 | Canterbury (a) | 77 | Canterbury (a) | 78 | Canterbury (a) | 79 | Canterbury (a) | 80 |
| Canterbury (a) | 81 | Canterbury (a) | 82 | Canterbury (a) | 83 | Canterbury (a) | 84 | Canterbury (a) | 85 |
| Canterbury (a) | 86 | Canterbury (a) | 87 | Canterbury (a) | 88 | Canterbury (a) | 89 | Canterbury (a) | 90 |
| Canterbury (a) | 91 | Canterbury (a) | 92 | Canterbury (a) | 93 | Canterbury (a) | 94 | Canterbury (a) | 95 |
| Canterbury (a) | 96 | Canterbury (a) | 97 | Canterbury (a) | 98 | Canterbury (a) | 99 | Canterbury (a) | 100 |

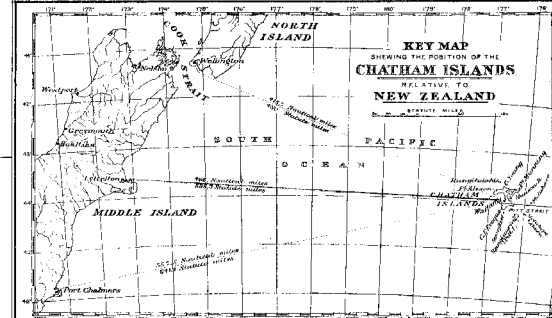


POST & TELEGRAPH MAP MIDDLE ISLAND NEW ZEALAND

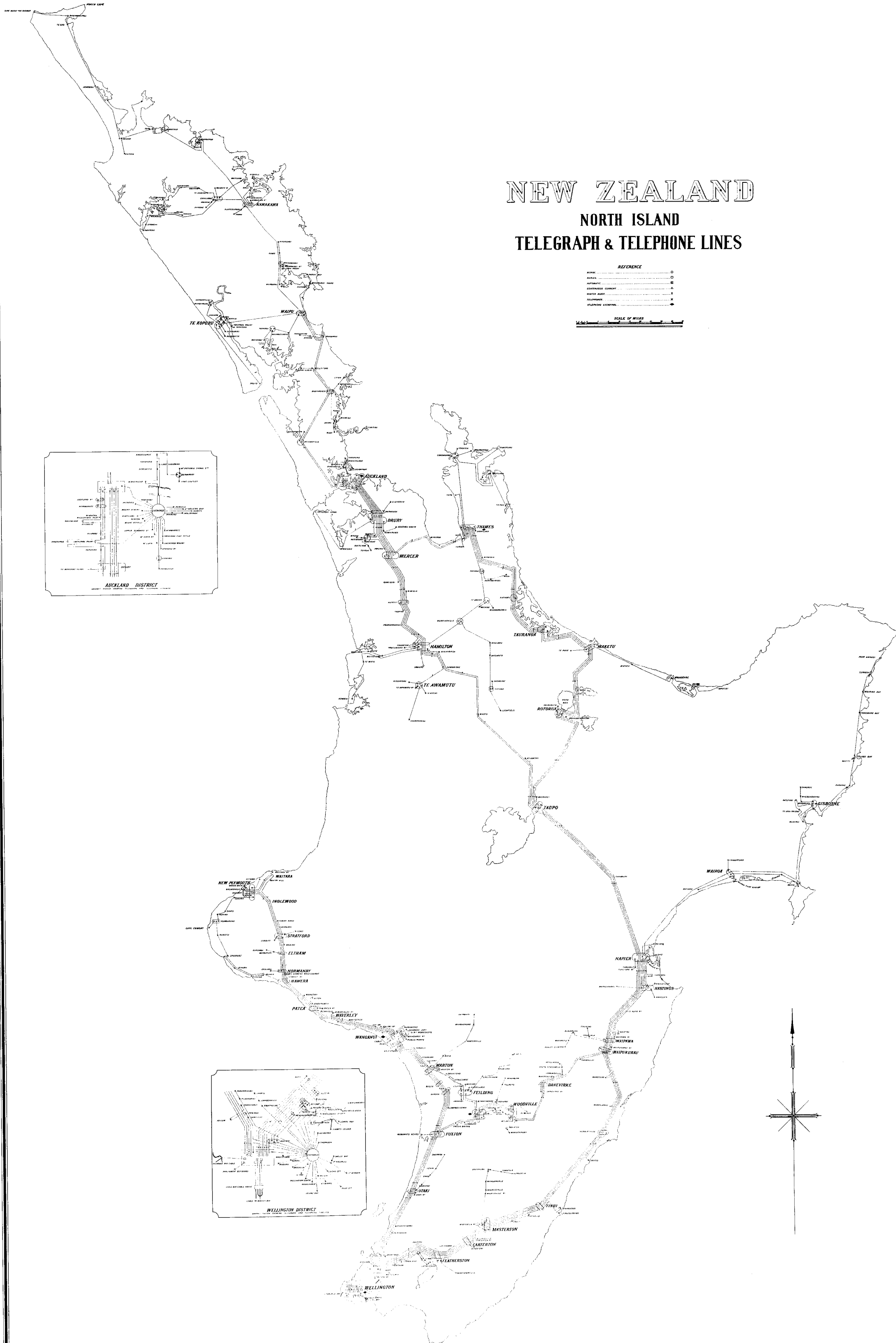
SCALE OF STATUTE MILES.
CORRECTED TO MAY 1895.

REFERENCE.

| | |
|--|-----|
| (a.) Combined Post and Telegraph, Telephone, and Railway Offices, thus | ■ |
| (b.) Post and Telegraph Offices | ○ |
| (c.) Post Offices | ● |
| (d.) Post and Telephone Offices | ⊙ |
| (e.) Telephone Offices only | ▲ |
| (f.) Telephone Offices only | △ |
| Telegraph Routes | — |
| Postal Routes | ... |
| Railway Routes | — |



| | | | | | |
|---------------|----|--------------|----|------------|----|
| INVERCARGILL. | 21 | Hokitika (a) | 22 | Oamaru (a) | 23 |
| 24 | 25 | 26 | 27 | 28 | 29 |
| 30 | 31 | 32 | 33 | 34 | 35 |
| 36 | 37 | 38 | 39 | 40 | 41 |
| 42 | 43 | 44 | 45 | 46 | 47 |
| 48 | 49 | 50 | 51 | 52 | 53 |
| 54 | 55 | 56 | 57 | 58 | 59 |
| 60 | 61 | 62 | 63 | 64 | 65 |
| 66 | 67 | 68 | 69 | 70 | 71 |
| 72 | 73 | 74 | 75 | 76 | 77 |
| 78 | 79 | 80 | 81 | 82 | 83 |
| 84 | 85 | 86 | 87 | 88 | 89 |
| 90 | 91 | 92 | 93 | 94 | 95 |
| 96 | 97 | 98 | 99 | 100 | |



NEW ZEALAND

MIDDLE ISLAND

TELEGRAPH & TELEPHONE LINES

REFERENCE

| | | |
|------|---|-----|
| WIRE | — | 0 |
| WIRE | — | 1 |
| WIRE | — | 2 |
| WIRE | — | 3 |
| WIRE | — | 4 |
| WIRE | — | 5 |
| WIRE | — | 6 |
| WIRE | — | 7 |
| WIRE | — | 8 |
| WIRE | — | 9 |
| WIRE | — | 10 |
| WIRE | — | 11 |
| WIRE | — | 12 |
| WIRE | — | 13 |
| WIRE | — | 14 |
| WIRE | — | 15 |
| WIRE | — | 16 |
| WIRE | — | 17 |
| WIRE | — | 18 |
| WIRE | — | 19 |
| WIRE | — | 20 |
| WIRE | — | 21 |
| WIRE | — | 22 |
| WIRE | — | 23 |
| WIRE | — | 24 |
| WIRE | — | 25 |
| WIRE | — | 26 |
| WIRE | — | 27 |
| WIRE | — | 28 |
| WIRE | — | 29 |
| WIRE | — | 30 |
| WIRE | — | 31 |
| WIRE | — | 32 |
| WIRE | — | 33 |
| WIRE | — | 34 |
| WIRE | — | 35 |
| WIRE | — | 36 |
| WIRE | — | 37 |
| WIRE | — | 38 |
| WIRE | — | 39 |
| WIRE | — | 40 |
| WIRE | — | 41 |
| WIRE | — | 42 |
| WIRE | — | 43 |
| WIRE | — | 44 |
| WIRE | — | 45 |
| WIRE | — | 46 |
| WIRE | — | 47 |
| WIRE | — | 48 |
| WIRE | — | 49 |
| WIRE | — | 50 |
| WIRE | — | 51 |
| WIRE | — | 52 |
| WIRE | — | 53 |
| WIRE | — | 54 |
| WIRE | — | 55 |
| WIRE | — | 56 |
| WIRE | — | 57 |
| WIRE | — | 58 |
| WIRE | — | 59 |
| WIRE | — | 60 |
| WIRE | — | 61 |
| WIRE | — | 62 |
| WIRE | — | 63 |
| WIRE | — | 64 |
| WIRE | — | 65 |
| WIRE | — | 66 |
| WIRE | — | 67 |
| WIRE | — | 68 |
| WIRE | — | 69 |
| WIRE | — | 70 |
| WIRE | — | 71 |
| WIRE | — | 72 |
| WIRE | — | 73 |
| WIRE | — | 74 |
| WIRE | — | 75 |
| WIRE | — | 76 |
| WIRE | — | 77 |
| WIRE | — | 78 |
| WIRE | — | 79 |
| WIRE | — | 80 |
| WIRE | — | 81 |
| WIRE | — | 82 |
| WIRE | — | 83 |
| WIRE | — | 84 |
| WIRE | — | 85 |
| WIRE | — | 86 |
| WIRE | — | 87 |
| WIRE | — | 88 |
| WIRE | — | 89 |
| WIRE | — | 90 |
| WIRE | — | 91 |
| WIRE | — | 92 |
| WIRE | — | 93 |
| WIRE | — | 94 |
| WIRE | — | 95 |
| WIRE | — | 96 |
| WIRE | — | 97 |
| WIRE | — | 98 |
| WIRE | — | 99 |
| WIRE | — | 100 |

SCALE OF MILES

