

1889.
NEW ZEALAND.

POST OFFICE AND TELEGRAPH DEPARTMENT

(REPORT OF THE) FOR THE YEAR 1888.

Presented to both Houses of the General Assembly by Command of His Excellency.

My LORD,—

General Post Office, Wellington, 1st August, 1889.

I have the honour to submit to your Excellency the report on the Postal and Telegraph Department for the year 1888, with the usual statement of revenue and expenditure to the 31st of March last.

I have the honour to be

Your Lordship's obedient servant,

H. A. ATKINSON,

Postmaster-General and Electric Telegraph Commissioner.

His Excellency the Governor of New Zealand.

REPORT.

THE business of the department shows a satisfactory increase, and with the return of prosperity the results for the ensuing year should be even more favourable.

The revenue and expenditure for the financial year ended the 31st March, 1889, are given in the following statement:—

REVENUE.			EXPENDITURE.		
	£	s. d.		£	s. d.
Stamps used for postage (estimated) ..	160,000	0 0	Salaries	125,014	10 0
Money-order commission collected in the colony	8,369	8 10	Conveyance of mails by sea	64,102	15 1
Money-order commission received from foreign countries	756	8 1	Conveyance of inland mails	24,572	6 3
Private box and bag fees	4,085	0 0	Conveyance of mails by railway ..	274	0 11
Postage from foreign offices	27,517	2 10	Money-order commission credited to foreign countries	1,203	17 8
Miscellaneous receipts (postal)	13,624	0 11	Maintenance and repairs to telegraph-lines, and miscellaneous	44,872	1 2
Ordinary and Press telegrams	85,272	0 9	Cable subsidies and repairs to cable ..	1,345	2 2
Telephone exchanges	17,613	4 0			
Miscellaneous receipts (telegraph) ..	2,603	2 9			
			Balance of revenue over expenditure ..	261,384	13 3
				58,455	14 11
	<u>£319,840</u>	<u>8 2</u>		<u>£319,840</u>	<u>8 2</u>

The revenue increased by the sum of £8,231 9s. 2d., or 2·64 per cent., while the expenditure decreased £9,250 17s. 7d., or 3·42 per cent. The balance of revenue over expenditure for the year was £58,455 14s. 11d.

The receipts from postage were estimated at £160,000—an increase of £3,000; but a calculation made at the beginning of this year, based on what was believed to be reliable data, showed that the postages were considerably in excess of the sum estimated. It should be explained that, since the introduction of interchangeable duty- and postage-stamps, it has not been possible to do more than estimate the receipts from postage. Foreign money-order commission increased by £220 15s. 3d., and miscellaneous postal receipts by £11,230 6s. 11d. The amount of money-order commission collected in the colony was £137 19s. 11d. less than in 1887–88, and there was also a decrease of £7,989 11s. 0d. in the foreign postage, and of £773 2s. 4d. in miscellaneous telegraph receipts.

Of the expenditure, there was a decrease of £5,081 4s. 11d. on account of salaries; for conveyance of mails by sea, £2,516 15s. 9d.; conveyance of inland mails, £2,550 11s. 3d.; and carriage of mails by railway (special trains), £531 4s. 4d. The sum expended on maintenance was £501 19s. 9d. more than the previous year.

The estimated value of the official free correspondence was £75,087 8s. 7d., and the value of Government telegrams, for which no payment was received, was £23,164 13s. 11d., a total of £98,252 2s. 6d., which, added to the cash receipts of £319,840 8s. 2d., gave £418,092 10s. 8d. as the value of the postal and telegraph business for the year. As the expenditure was £261,384 13s. 3d., there was therefore a balance of £156,707 17s. 5d. in favour of the department.

The value of the official postage and Government telegrams was equal to 30·72 per cent. of the cash receipts.

£12,047 4s. 5d. was expended on telegraph extension.

19,502,704 letters were posted, and 20,895,316 delivered.

1,765,863 telegrams of all codes were transmitted.

37 offices were established, 2 reopened, and 11 closed. The total number of post and telegraph or telephone offices open at the end of 1888 was 1,145. This is exclusive of 12 telephone exchanges and 33 telephone bureaux.

9 inland mail services were established, and the number of inland services at the end of the year was 609.

144 miles of telegraph lines were constructed, and there were 4,790 miles of line and 11,617 miles of wire at the end of the year.

The number of telephone subscribers increased by 88. The total number of subscribers on the 31st March last was 2,254. The subscriptions for the year amounted to £17,613 4s.

£1,544,747 7s. 11d. was deposited in Post Office Savings Banks during the calendar year, and the amount at the credit of depositors on the 31st December last was £2,048,441 10s. 9d. The total deposits represented a sum equal to £3 7s. 5d. to each head of the population, and one person in every 7·19 was a depositor in the Post Office Savings Banks.

The amount of savings-bank funds invested on the 31st December was £1,984,651 7s. 8d.

The inland parcel-post business shows an increase, although not so large as might have been expected. 79,778 parcels were posted during the year.

A parcel post with the United Kingdom was established towards the end of the year, and there is every indication that it will be largely used by the public. The provisions of the foreign parcel post are to be extended to the Australian Colonies and to a number of foreign countries as well.

The business in postal notes continues to increase. 143,979 notes were sold during the year, being an increase of 29,453. An amending Act, which has just passed through Parliament, makes provision for postal notes being sold at other than money-order offices. This, when carried into effect, will prove a convenience to settlers in remote and sparsely-populated districts, who at present are without facilities for making small remittances through the Post Office.

Under the same Act authority is taken for the exchange of post-cards with places outside New Zealand, and it is intended to arrange for the transmission of post-cards between the colony and the Australian Colonies and the United Kingdom as early as practicable.

The system introduced last year providing for payments on account of Post Office and Telegraph services being made direct by the Post Office was in April last extended so as to include claims of 10s. and under (and in special cases for larger sums) in respect of other branches of the Government. The change has been carried out with considerable advantage to the public service. The machinery of the Post Office is well suited for the collection as well as the payment of public moneys, and is capable of being further utilised in this direction.

The Postal Conference, which was held in Sydney last year, affirmed that there should be a reduced postage-rate of fourpence per half-ounce on letters for the United Kingdom when borne wholly by sea from Adelaide to Plymouth by the Federal service packets, and the London Post Office decided to introduce, from the 1st January last, a similar rate for letters forwarded in the opposite direction, including letters for New Zealand. As it is not the policy of New Zealand at present to do anything which would be the means of diverting correspondence from its own subsidised lines, no reduction has been made in the postage on letters from the colony intended to be forwarded by the Federal service either *via* Naples, or Brindisi, or by the long-sea route.

The San Francisco and direct mail service contracts expire in November and December next. The ocean mail services are more particularly dealt with under the head of mail steam-services, page viii., and in the printed paper to be laid before Parliament; but it may be noted that the net cost of the San Francisco service for last year was £23 8s. 7d., and that of the direct contract line £6,680 3s. 4d. The cost of the ocean main lines was—San Francisco, £25,990; direct contract, £19,661: a total of £45,651. And it has been estimated that a fortnightly direct service, based on the correspondence conveyed last year by both lines, at present contract rates for conveyance and bonus, would have cost £49,027.

Tenders were invited for a continuation of the direct service, but the only tenderers were the present contractors. The tender is not in accordance with the advertised conditions; but the company is prepared to undertake either a four-weekly or a fortnightly service on the terms of existing contract.

The Government of New South Wales has decided, on its own responsibility, to renew the San Francisco mail service for another twelve months. It is of opinion that it would be impolitic, in the interests of the colonies, to allow it to drop at present; and this decision has probably been arrived at with the object of affording further time for the development of a Canadian-Pacific service. A hope is expressed by New South Wales that New Zealand may join in the renewal.

The Pacific telegraph-cable project is in much the same position as at the date of last report. Definite action on the part of the promoters is delayed from one cause or another. H.M.S. "Egeria" has made one or two sectional surveys of the intended cable route, but the data so far is insufficient for practical purposes. The vessel is still employed on the survey.

The interruptions to the Eastern Extension Telegraph Company's cable-system, on which the Australasian Colonies rely for telegraph-communication with Europe, culminated on the 30th June last year, when the original and the duplicate cables between Java and Port Darwin were simultaneously interrupted; and it was not until the 18th July that communication was restored. To avert a recurrence of similar interruptions, the company decided to lay an additional cable of about 890 knots in length from Banjoewangi to Roebuck Bay, in Western Australia, avoiding as far as practicable the volcanic region, it having been found that the break in the cables was due to volcanic action. The work was completed on the 22nd February last, and the cable opened for

traffic on the 1st March. The following extract referring to the cable interruption, and to the new cable to Roebuck Bay, is from the Eastern Extension Telegraph Company's report for 1888:—

"No interruptions of a serious nature occurred until the 30th June, when both the Java-Australian cables were suddenly and simultaneously interrupted in deep water about 220 miles from Banjoewangi. The company's s.s. "Recorder" was immediately despatched from Singapore to effect repairs, and special steamers were chartered by the company and the South Australian Government to carry telegrams between Java and Australia during the interruption. At first some difficulty was experienced by the s.s. "Recorder," owing to the prevalence of bad weather and the ends of the cables being deeply buried; but communication was successfully restored on the 18th July, and the second cable was also repaired on the 6th August, when it was found that the interruptions had been caused by volcanic action. In consequence of the serious inconvenience to the telegraphing community occasioned by the unfortunate interruptions above referred to, and in order to avert a recurrence as far as possible, your directors immediately decided to lay an additional cable from Banjoewangi to Western Australia, to connect with the land-lines of that colony, avoiding, as far as practicable, the volcanic region. This line will give the colonies the advantage of a third cable to Java and an alternative land system, *via* Perth and Eucla, to the existing overland line between Port Darwin and Adelaide."

While dealing with cable matters it will not be out of place to give particulars of New Zealand's outward cable business for 1888, which was as under:—

Destination.	Ordinary.			Press.		
	No. of Messages.	Value.		No. of Messages.	Value.	
		£	s. d.		£	s. d.
International (beyond Australia) ...	3,973	25,230	6 11	21	127	16.10
Victoria	6,773	4,850	13 7	144	55	13 1
South Australia	706	520	17 5
New South Wales	7,135	5,010	2 7	691	805	19 8
Queensland	825	633	11 2
Tasmania	660	494	8 2
Western Australia	67	57	14 8
Total	20,139	36,797	14 6	856	989	9 7

—a total of 20,995 messages, of the value of £37,787 4s. 1d., of which the cable company received £14,298 1s. 8d. for telegraphing the messages from Wakapuaka to La Perouse. The figures for the inward cable-work are not available, but it may be assumed that the volume of business was at least equal to that from New Zealand. The company would therefore have received about £29,000 in respect of the New Zealand-Australian cable for the year.

The following table and return give the number of offices and officers of all classes on the 31st December last.

Postal Districts.	Post and Telegraph Offices.		Country Post Offices.		Telephone Offices only.	Telephone Exchanges.	Telephone Bureaux.	Clerks and Postal Cadets.		Operators (including Cadets).		Postmasters and Officers in Charge on Permanent Staff.	Letter-carriers.		Messengers (Post Office).	Telegraph Message Boys.	
	Post Offices.	Post & d Telephone Offices.	Town.	Country.				Town.	Country.	Town.	Country.						
Auckland	37	160	58	1	1	13	38	..	25	5	46	16	3	2	14	8	
Thames	10	23	5	1	1	..	5	5	9	2	1	..	4	3	
Gisborne	1	20	4	4	..	1	1	3	..	
Napier	19	30	9	..	1	..	12	..	23	5	19	3	1	..	6	2	
New Plymouth	6	11	3	2	..	4	..	4	2	3	2	
Wanganui	12	14	9	..	1	2	8	..	11	5	10	3	1	1	5	7	
Wellington	21	55	15	2	1	3	44	..	38	11	22	10	2	2	32	11	
Blenheim	6	15	3	1	1	..	4	..	33	1	5	2	2	2	
Nelson	10	25	8	2	1	..	5	..	11	2	9	2	..	1	5	2	
Westport	5	16	7	4	..	4	1	2	1	
Greymouth	4	19	4	..	1	..	2	..	8	3	3	2	2	..	3	4	
Hokitika	3	28	4	3	..	2	..	2	1	2	..	
Christchurch	47	107	5	1	1	1	34	2	26	6	48	15	6	2	15	15	
Timaru	15	29	1	..	5	..	5	1	16	2	3	1	3	2	
Oamaru	10	7	4	..	1	..	2	..	8	..	9	2	..	1	3	1	
Dunedin	34	84	29	4	1	13	33	..	26	6	34	14	3	2	14	12	
Invercargill	20	67	8	..	1	1	8	..	7	4	19	2	1	2	3	6	
Total on 31st Dec., 1888	260	710	175	12	12	33	201	2	240	54	260	80	23	14	119	78	

COMPARATIVE RETURN of OFFICERS of the POSTAL and TELEGRAPH DEPARTMENT for the Years 1888 and 1887.

	1888.	1887.		1888.	1887.
Postmaster-General	1	1	Sorters in Clearing-room	9	9
Superintendent	1	1	Storekeeper and Assistants	3	2
Secretary	1	1	Chief Postmasters	16	17
Inspector of Post Offices	1	1	Postmasters and Officers in Charge on Permanent Staff	260	264
Assistant Inspector of Post Offices	1	1	Clerks and Cadets	203	194
Controller of Money Orders and Savings Banks and Accountant	1	1	Operators	294	292
Telegraph Inspectors	3	3	Country Postmasters and Telephonists	885	844
Telegraph Sub-Inspectors	3	3	Letter-carriers	103	104
Electrician	1	1	Messengers (Post Office)	14	14
Mechanicians	3	3	Linemen	46	46
Clerks in General Post Office—			Telegraph Message Boys	197	189
Secretary's Branch	7	7			
Dead-Letter Branch	3	3	Totals	2,071	2,016
Money Order and Savings-Bank Branch	15	15			

POST OFFICE.

The Post Office business was considerably greater than in 1887, while the actual work overtaken included a variety of important duties performed for other branches of the public service.

The number of letters, post-cards, book-packets and pattern-parcels, and newspapers delivered and posted during the year, compared with the number dealt with in 1887, was as under:—

	1888.	1887.	Increase.
Letters—Delivered	20,895,316	20,666,445	
Posted	19,502,704	18,711,329	
	40,398,020	39,377,774	1,020,246
Post-cards—Delivered	820,391	758,056	
Posted	833,706	849,637	
	1,654,097	1,607,693	46,404
Books and sample-packets—Delivered	2,362,230	2,065,492	
Posted	2,366,078	2,254,213	
	4,728,308	4,319,705	408,603
Newspapers—Delivered	8,461,453	8,131,175	
Posted	7,741,396	7,250,148	
	16,202,849	15,381,323	821,526

The letters increased 2·59, post-cards 2·89, books and sample-packets 9·46, and newspapers 5·34, per cent.

The increase in 1887 was—Letters 3·4, post-cards 12·12, books and sample-packets 24·57, and newspapers 7·38, per cent.

The average number of letters posted per head of population was estimated to be 32·22; in 1887 the average was 29·31.

The revenue for the financial year amounted to £214,352 Os. 8d., compared with £207,954 19s. 5d. for 1887–88, an increase of £6,397 1s. 3d., or 3·08 per cent.

The expenditure was £161,214 14s. 11d., against £172,364 18s. 9d. for the previous year, a decrease of £11,150 3s. 10d., or 6·47 per cent. The expenditure was therefore £53,137 5s. 9d. less than the revenue; but this balance is fairly reducible by a sum of £13,573 due for conveyance of mails by sea, but which was not claimed in time to be brought into the accounts before the close of the year.

The value of the free O.P.S.O. correspondence is estimated at £75,087 8s. 7d., an increase of £3,122 2s. 1d. over the value for the previous year. The approximate weight of the correspondence was over 248 tons.

The cash receipts and the estimated postage value of the free correspondence amounted to £289,439 9s. 3d.; the expenditure, as already stated, was £161,214 14s. 11d.: there was, therefore, a balance of £128,224 14s. 4d. in favour of the Post Office. The credit balance for 1887–88 was £107,555 7s. 2d.

£1,261 1s. 3d. was collected in fees for registration of births, deaths, and marriages.

Fees under the Live Stock Acts, amounting to £14,840 8s., were also collected at post-offices, as well as £3,284 in fees for certificates in connection with the inspection of machinery.

25,343 payments on account of the property-tax, for £249,753 3s. 11d., were received at post-offices.

£933 13s. was collected in respect of the issue of game licenses.

The amount paid for the carriage of mails by unsubsidised vessels was £6,270 16s. 3d.

3,717 private boxes were let, which, with the fees on 301 private bags, produced a revenue of £4,187 10s.

Extended letter-carriers' deliveries were provided at Auckland, Wellington, Cambridge, and Devonport.

A delivery by letter-carrier has been established at Otahuhu, and the delivery at Patea discontinued.

10 additional receiving-boxes were established, viz.: 1 at Rotorua, 1 at Nelson, 1 at Te Aroha, 2 at Christchurch, 2 at Dunedin, 1 at Invercargill, 1 at Auckland, and 1 at Avondale.

4 receiving-boxes were closed, viz.: 1 at Auckland, 1 at Patea, 1 at Invercargill, and 1 at Waitotara.

The total number of pillar, wall, and lamp-post receivers at the close of the year was 288. 6,701,407 letters, 287,761 post-cards, 607,153 books and circulars, and 1,831,215 newspapers were delivered by letter-carriers.

37 post-offices were established, 2 reopened, and 11 closed during the year, as under :—

Opened.

Ararimu South, Auckland.
Big Omaha, Auckland.
Blackball, Greymouth.
Cullensville, Blenheim.
Dalefield (reopened), Wellington.
Dumbarton, Dunedin.
Fitzroy, New Plymouth.
Freeman's, Auckland.
Glenary, Dunedin.
Greenmeadows, Napier.
Greenvale, Dunedin.
Kawerua, Auckland.
Lower Shotover, Invercargill.

Levin, Wellington.
Linton, Wellington.
Lowburn Ferry, Dunedin.
Maio, Auckland.
Maraetai, Auckland.
Mahakipawa, Blenheim.
Marumaru, Napier.
Mangawhara, Auckland.
Marsden Point, Auckland.
Newman, Wellington.
Otonga East, Auckland.
Opuawhanga, Auckland.
Porewa, Wanganui.

Paraparaumu, Wellington.
Raukokore, Thames.
Rutherglen (reopened), Greymouth.
Rangitukia, Gisborne.
Round Hill, Invercargill.
Te Ahuahu, Auckland.
Tokatoka, Auckland.
Waimamaku, Auckland.
Waiteti, Auckland.
Waikaka Valley, Invercargill.
Whananaki, Auckland.
Whangamata, Auckland.
Wendonside, Invercargill.

Closed.

Arundel, Timaru.
Camptown, Greymouth.
Dalefield, Wellington.
Little Kyeburn, Dunedin.

Mahakipawa, Blenheim.
One-tree Point, Invercargill.
Putaruru, Auckland.
Rees Gorge, Invercargill.

Silverstream, Timaru.
Waiwaka, Wellington.
West Spit, Westport.

The total number of post-offices open at the close of the year was 1,145.

The names of the following post-offices were changed: The Beach to New Brighton, New Brighton to Burwood (Christchurch), Greenvale to Park Hill (Dunedin), Mahakipawa to Cullensville (Blenheim), and Mataiwi to Maharahara (Napier).

Government Insurance agencies were opened at the post-offices at Makatoka, Morrinsville, Pahiatua, and Eketahuna.

17 newspapers were registered for transmission through the post. The total number of registered newspapers at the end of the year was 188.

49 magazines and trade catalogues were also registered; and the total number on the register at the end of the year was 281.

INLAND PARCEL-POST.

The following table shows the number and weight of inland parcels posted, and the number delivered, during the year 1888 :—

Postal Districts.							Posted.		Delivered.
							Number.	Weight.	
								Lb. oz.	
Auckland	15,267	39,276 0	8,343
Blenheim	1,165	2,603 10	2,711
Christchurch	10,893	29,534 3	5,692
Dunedin	16,594	44,115 4½	9,709
Gisborne	694	1,781 11	1,508
Greymouth	1,496	3,840 13	2,699
Hokitika	922	2,517 12	1,698
Invercargill	2,295	4,748 0	2,911
Napier	3,810	9,787 6	5,060
Nelson	3,058	8,405 14	2,286
New Plymouth	722	1,744 0	1,644
Oamaru	650	1,417 7	1,434
Thames	886	2,091 11	1,776
Timaru	1,267	2,740 8	2,049
Wanganui	2,794	6,044 0	5,229
Wellington	16,591	42,627 8	10,500
Westport	674	1,497 2	1,474
Totals	79,778	204,722 13½	66,723

The inland parcel-post was established in October, 1887, and there has not yet been time for a comparison of results which would be of any practical value. Late returns indicate that the increase in the number of parcels posted is at the rate of about 7,000 a year. As the system and its advantages become more widely known, a much larger annual increase may be looked for.

FOREIGN PARCEL-POST.

The Act providing for establishing parcel-posts with foreign countries was passed in August last. Before it had actually been assented to, preliminaries had been arranged for an early exchange of parcels with the United Kingdom, with the desire that, if practicable, the public at Home should have the opportunity of forwarding parcels by parcel-post in time to reach the colony about Christmas or the New Year. Through the hearty co-operation of the Agent-General and the London Post Office authorities this was accomplished, and the initial parcel-mail despatched from London on the 16th November, and delivered in the colony on the 30th December. About 1,000 parcels were received by this mail—a number far in excess of the most sanguine estimate. It had been originally determined that only one parcel-mail by each steamer should

be despatched by the London Post Office; but, as the number of parcels was far larger than contemplated, it was decided that separate mails should be made up for each of the four principal centres. Not only will this materially facilitate the Customs examination and the distribution, but it will also admit of the parcels being sent direct to money-order offices or to the nearest money-order office to the address of the recipient, for delivery, in the place of restricting the delivery to Chief Post Offices.

The first parcel-mail from the colony for London was despatched on the 27th December.

The rates of postage are fixed at 1s. 6d. for a parcel not exceeding two pounds, and 9d. for each additional pound or fraction of a pound. The maximum weight is eleven pounds. A certificate of posting is obtainable on payment of a fee of 4d. The department has decided for the present not to introduce a scheme for the insurance of parcels.

The exchange of parcels with London is fortnightly, by the steamers of the New Zealand Shipping and Shaw-Savill-Albion Companies. The companies readily consented to accept the same rate of payment for carriage as is made to the P. and O. and Orient Steamship Companies for conveyance of parcels between London and Australia, namely, 2d. per pound.

It is too early to express an opinion as to the probable results of the parcel-post with the United Kingdom, but there is evidence that it will be largely used.

Regulations are being prepared for extending the system to certain foreign countries, through the medium of the London Post Office, and also for an exchange of parcels with India and with such of the Australian Colonies as may be desirous of establishing a parcel-post with New Zealand.

FREE OFFICIAL CORRESPONDENCE.

The estimated value of the official or free correspondence for the year is given in the statement underneath:—

Postal Districts.			Letters.			Books.			Value.			Postal Districts.			Letters.			Books.			Value.		
			lb.	oz.		lb.	oz.		£	s.	d.				lb.	oz.		lb.	oz.		£	s.	d.
Auckland	..	24,694	8	15,787	14	7,629	16	0	Hokitika	..	1,248	0	1,092	0	369	4	0						
Thames	..	1,689	9	2,071	6	521	18	2	Blenheim	..	1,885	0	5,990	0	709	6	8						
New Plymouth	..	2,394	10	1,500	0	698	3	10	Christchurch	..	8,654	0	12,574	0	2,726	17	4						
Gisborne	..	1,005	0	1,636	0	322	10	8	Timaru	..	5,096	10	3,038	0	1,463	9	10						
Napier	..	3,770	13	7,466	0	1,254	8	4	Oamaru	..	2,182	8	2,000	0	648	13	4						
Wanganui	..	6,880	0	6,249	0	2,048	19	4	Dunedin	..	8,785	14	6,752	4	2,607	14	8						
Wellington	..	142,076	3	264,220	8	51,320	5	10	Invercargill	..	3,807	4	2,738	4	1,110	19	6						
Nelson	..	2,948	8	1,240	0	836	2	0															
Westport	..	1,370	3	920	0	396	4	9	Totals	..	219,899	2	336,654	12	75,087	8	7						
Greymouth	..	1,410	8	1,379	8	422	14	4															

The estimated value of the free correspondence for 1887 was £71,965 6s. 6d. The estimated weight was over 248 tons.

REGISTERED LETTERS.

The number of registered letters dealt with, compared with the numbers in 1885, 1886, and 1887, is shown below:—

Postal Districts.	1885.			1886.			1887.			1888.		
	From Places beyond the Colony.	Registered in the Colony.	Totals.	From Places beyond the Colony.	Registered in the Colony.	Totals.	From Places beyond the Colony.	Registered in the Colony.	Totals.	From Places beyond the Colony.	Registered in the Colony.	Totals.
Auckland	5,890	22,124	28,014	5,346	18,702	24,048	5,996	22,743	28,739	7,485	25,205	32,690
Thames	205	2,879	3,084	212	3,850	4,062	149	2,613	2,762	169	2,729	2,898
New Plymouth	675	2,876	3,551	551	2,675	3,226	343	2,653	2,996	331	2,544	2,875
Gisborne	108	922	1,030	111	1,133	1,244	81	1,736	1,817	106	1,513	1,619
Napier	892	5,453	6,345	934	6,769	7,703	992	6,831	7,823	1,008	6,690	7,698
Wanganui	283	4,500	4,783	185	5,081	5,266	183	3,980	4,163	207	3,988	4,195
Wellington	4,757	19,218	23,975	4,452	20,942	25,394	5,581	22,148	27,729	5,138	23,036	28,174
Nelson	559	2,432	2,991	326	2,410	2,736	349	2,944	3,293	367	2,592	2,959
Westport	45	1,438	1,483	66	2,105	2,171	39	2,318	2,357	73	2,492	2,565
Greymouth	125	2,835	2,960	159	3,126	3,285	88	5,636	5,724	157	6,258	6,415
Hokitika	173	1,907	2,080	177	2,014	2,191	162	1,726	1,888	190	2,331	2,521
Blenheim	181	1,413	1,594	112	1,421	1,533	113	1,514	1,627	159	1,808	1,967
Christchurch	3,717	13,678	17,395	4,048	13,825	17,873	3,603	15,169	18,772	4,161	16,250	20,411
Timaru	440	3,153	3,593	512	2,942	3,454	405	2,727	3,132	451	2,757	3,208
Oamaru	316	1,947	2,263	324	2,048	2,372	256	2,356	2,612	353	2,230	2,583
Dunedin	5,645	12,737	18,382	6,108	13,069	19,177	4,172	14,760	18,932	4,498	13,679	18,177
Invercargill	1,614	6,661	8,275	1,729	8,040	9,769	851	7,035	7,896	1,445	7,915	9,360
Totals	25,625	106,173	131,798	25,352	110,152	135,504	23,363	118,889	142,252	26,298	124,017	150,315

Reference was made in last report to the advisableness of reducing the registration-fee, mainly with the object of minimising the number of unregistered letters posted with money and other valuable enclosures. From September next the fee will be reduced from 6d. to 3d. for registered articles for all places.

DEAD LETTERS.

The number of unclaimed letters received and disposed of during the under-mentioned years is shown in the following table:—

Manner of Disposal.	1881.	1882.	1883.	1884.	1885.	1886.	1887.	1888.
Opened and returned to the writers ..	52,038	53,507	69,452	68,942	66,592	66,729	62,847	55,118
Returned unopened to other countries ..	9,372	8,539	8,143	9,134	8,115	8,359	7,237	6,892
Reissued	159	54	47	107	185	251	96	88
Destroyed	3,969	6,189	3,302	3,986	2,872	6,600	5,974	5,246
Returned unopened by Chief Postmasters	12,810	14,378	15,833	17,593	19,187	21,144	20,185	19,963
Totals	78,348	82,667	96,797	99,762	96,951	103,083	96,389	87,307

The unclaimed letters dealt with show a decrease of 9·42 per cent. compared with the number disposed of in the previous year.

18,168 book-packets and circulars were returned to foreign countries, 4,442 were returned to the senders through the Dead Letter Office, and 9,194 were returned by Chief Postmasters: a total of 31,804 book-packets and circulars, against 43,283 in 1887.

The under-mentioned articles of value were found enclosed in letters opened in the Dead Letter Office, and returned to the senders where practicable:—

	£	s.	d.
132 Post Office orders	355	2	1
67 postal notes	18	3	0
29 bank drafts	950	10	9
75 cheques	701	12	6
1 dividend warrant	0	12	0
3 promissory notes	79	17	0
Stamps	10	8	11½
Bank-notes	116	0	0
Gold	12	10	0
Silver and copper	2	6	7½

Representing a total of £2,247 2 11

In addition, 1 gold hunting-watch, 4 silver hunting-watches, 1 Waterbury watch, 1 ladies' silver watch and silver chain, 1 gold locket with pearls, 1 greenstone (silver-mounted), 1 silver brooch set with cairngorms, 2 silver brooches, 1 New Zealand war medal brooch, 1 New Zealand war medal, 1 silver bracelet, 1 gold ring, 1 gold ring set with precious stones, 1 silver ring, 1 gold nugget, and 2 silk handkerchiefs were received.

3,713 unclaimed registered letters were dealt with.

1,035 newspapers and 333 books and other articles without addresses were received, a number of which were subsequently applied for and delivered.

64 letters were posted without addresses.

13 letters with libellous addresses were intercepted.

182 letters were imperfectly and wrongly addressed.

4,962 letters were refused by the addressees.

12 letters were posted with previously-used stamps.

BUILDINGS.

The restoration of the General Post Office building (destroyed by fire on the 28th April, 1887) was finished on the 30th April last, and the transfer of the several branches of the department completed on the 1st June last.

The building has been materially strengthened by the addition of three brick party-walls—one longitudinally and two transverse—which have been carried 2ft. above the roof. Special provision has otherwise been made to minimise the risk from fire. Johnston's patent wire-lathing, in the place of the usual wooden laths, has been used in connection with the interior plaster-work, and 4in. of concrete filled in between the floor-joists. Water-services for fire-extinguishing purposes, two on each floor, have been provided, and provision made, in the event of fire, for dividing the first and top floors into sections by fire-proof doors. The interior accommodation has been slightly varied, where experience had shown that this was desirable or where the position of the party-walls made an alteration imperative. The tower is carried to a height of 129ft., and an illuminating four-dial clock (the dials 8ft. 3in. in diameter), with chiming-bells (Cambridge chimes) and hour-bell, placed in position. The clock and chiming-bells have been provided jointly by the City Council and Harbour Board, and the hour-bell (which weighs over 29cwt.) presented by Mrs. Sarah A. Rhodes, in memory of her late husband, the Hon. W. B. Rhodes. Messrs. Littlejohn and Son, of Wellington (the makers of the former clock), secured the contract for the clock and bells. The bells, it may be mentioned, were cast at the Lion Foundry, Wellington.

An office has been erected at Clyde.

Repairs, additions, and alterations have been made to the following offices: Masterton, alterations, repairs, and renovating; Wanganui, repairs; Marton, additions; Bulls, repairs; Coromandel, repairs; Blenheim, repairs; Reefton, repairs; Greymouth, repairs; Christchurch,

alterations and repairs; Geraldine, renovating; Lyttelton, repairs; Oamaru, repairs; Dunedin North, repairs and renovating; Naseby, additions; Tapanui, repairs; Alexandra South, repairs.

22590 Offices are being erected at Palmerston North and Pembroke.

22590 The increase of business at Invercargill renders additional accommodation necessary, and the question of additions is under consideration.

INLAND MAIL SERVICES.

The following are the particulars of the several inland mail services in operation during the year:—

Performed by coach and mail-cart	176
" on horseback	280
" on foot	53
" by water	32
" by railway	68

Total number of services	609
--------------------------	-----	-----	-----	-----	-----

Aggregate mileage	9,440
Total number of miles travelled	3,653,720
Cost to the department	£26,104 5s. 4d.
Average cost per mile	1-71d.
The total cost in 1887 was	£27,003 7s. 11d.
And the cost per mile	1-71d.

There was a net increase of nine services; but the expenditure was £899 2s. 7d. less than in 1887.

The following services were established during the year:—

Weekly between Otonga and Whananaki.

Twice weekly between Picton, Grove, Mahakipawa, Cullensville, and Havelock.

Twice weekly between Muddy Creek and Wendonside.

The frequency of the following services was increased:—

Daily, instead of thrice weekly, between Morrinsville and Te Aroha.

Weekly, instead of fortnightly, between Ross and Okarito.

Thrice, in the place of twice, weekly to St. Bathans.

The service between Helensville and Dargaville has been reduced from thrice to twice weekly.

The service between Taupo and Tokaanu is now performed by steamer.

Service to Mataiwi is now thrice weekly instead of daily.

Mails for Hunterville and Porewa are now carried by train.

The result of the tendering for the inland mail services for the two years ending the 31st December, 1890, was a decrease of £2,354 a year in the cost, without any material curtailment of the public convenience.

MAIL STEAM SERVICES.

The general question of ocean mail-services was considered by the House of Representatives in August, 1888, when the following was agreed upon:—

(1.) That a two-weekly mail-service be continued between New Zealand and Great Britain, but that the subsidy to the San Francisco mail-service be discontinued on the expiration of the extended contract in November, 1889.

(2.) That the Government enter into negotiations with the Governments of New South Wales, Canada, and Great Britain, with the view of ascertaining what support would be given to establish a four-weekly Canadian-Pacific mail-service, under which the main boats will call at some New Zealand port for the delivery and receipt of mails; and that on receipt of such information that the same be submitted to the House for consideration.

(3.) That the Government call for tenders for a four-weekly and fortnightly alternative mail-service by direct steamers between New Zealand and Great Britain. The time occupied in transit of the mails to be not more than forty days from New Zealand to Plymouth, and forty-three days from Plymouth to New Zealand.

(4.) That no bonus be paid for the mails being delivered in less than contract time.

The House of Representatives had scarcely disposed of the question when advice was received that the United States agreed to increase its contribution to the San Francisco service to over \$40,000 yearly. Subsequent information placed the exact amount at \$46,000 (£9,200), an increase of \$26,000 (£5,200) on the sum then being paid. The contractors claim \$20,000, and to divide the balance between the contracting colonies and contractors.

It should be explained that this increased payment by the United States is not made in consequence of the decision of New Zealand not to renew the subsidy after November next, but is the result of repeated representations to the United States Post Office for a more liberal payment towards the cost of the service.

Negotiations have been entered into with the New South Wales Post Office, and also the Imperial and Canadian authorities, through the Agent-General, with the object of ascertaining the support likely to be given to a Canadian-Pacific Mail line, but up to the present nothing practical has resulted. From unofficial sources it is gathered that the Canadian Parliament is likely to vote £25,000 a year for a fortnightly mail-service between Vancouver, New Zealand, and Australia. Late Press cablegrams announce that a contract has been entered into between the Canadian Government and the Orient Steam Navigation Company for a nineteen-knot service between Plymouth and Halifax or Montreal—to commence in about twelve months' time. The subsidy is stated to be £100,000 a year.

In the meantime the department received a proposal from the Oceanic Steamship Company of San Francisco to establish a fortnightly service between San Francisco, New Zealand, and Australia for £80,000 a year. The proposal presupposed that if the colonies contributed £40,000 a year the United States would find the balance.

In March last the Government of New South Wales inquired whether New Zealand would join in renewing the San Francisco service for another twelve months, on existing terms, but with the stipulation that Chinese should not be employed on the steamers. The reply (similar to that given the Oceanic Company) was to the effect that the Government was not in a position to take any action in consequence of the decision of Parliament. Subsequently, the Premier of New South Wales represented that as delay in negotiating for a year's extension of the service might be prejudicial to the colonies' interests, his Government proposed to arrange for the renewal on its own responsibility, and hoped that the New Zealand Parliament would agree to rejoin. A provisional agreement for the year's extension has since been concluded. The subsidy is to be £33,500, but increased to £37,000 (the rate now being paid by the colonies) should New Zealand's payments justify the increase. Payment of bonus is to be abolished, and penalties are not to be enforced except when late delivery of the mails exceeds forty-eight hours on any voyage. Chinese are not to be employed.

Tenders for a continuation of the Direct mail-service between New Zealand and Plymouth were called for in January last. Offers for alternative four-weekly and fortnightly services were invited. The conditions provided that bonus would not be paid for early arrival; that a price should be named for a 42-45 and also a 40-43 days' service, at a fixed annual subsidy; and also at a rate per pound on the weight of the mails. The only offer received was from the New Zealand Shipping Company (the present contractors), associated with the Shaw-Savill-Albion Company, but it does not comply with the conditions. It is, in effect, a proposal to undertake either a four-weekly or a fortnightly service, under the terms and conditions of the existing contract.

Printed papers, which are to be laid before Parliament, fully set forth the negotiations which have taken place since the general question of ocean mail-services was reviewed by the House of Representatives.

At the request of the Direct mail-service contractors, permission was given for the homeward mails being conveyed by the steamers of the Shaw-Savill-Albion line. The alteration dates from August last.

The average time within which the mails have been delivered during the year between Auckland and London by the San Francisco service was shorter than in 1887. Homeward, the average was 34·85 days, compared with 35·77 days in 1887; outward, 35·62 days, against 37·23 the previous year. The shortest delivery was made in 34 days.

By the Direct service the average time of delivery between London and the first New Zealand port of departure and arrival was made in 40·71 days homeward, against 39·69 in 1887; and in 44·54 days outward, against 44 days the preceding year. The shortest delivery occupied 37 days.

For the first time since the commencement of the Direct contract service in November, 1884, a late delivery has to be recorded. Up to May, 1888, the mails were invariably delivered within contract time; and the regularity which characterized the service can only be regarded as of the highest merit.

The net cost of the San Francisco service for the year was £23 8s. 7d. In 1887 it was £729 5s. There was an increase in the number of letters conveyed *via* San Francisco, and a corresponding falling-off in the number carried by the Direct service. The change in the day of despatch from London from Thursday to Saturday, mentioned in last report, is the probable explanation.

The net cost of the Direct contract service was £6,680 3s. 4d., against £6,707 12s. 7d. in 1887. £548 less bonus was earned than in 1887.

The payments for the year for the over-sea carriage of mails by the Direct contract service were—on the weight of the correspondence, £11,776 9s. 2d.; bonus, £7,885: a total of £19,661 9s. 2d. The actual cost of conveyance was therefore £1 5s. 1d. for letters, 1s. 6d. for books, and 6d. for newspapers, per pound.

The cost of the San Francisco main line for the year was £25,990, which was equal to a payment by weight of 18s. 9d. for letters, 1s. 1d. for books, and 4d. for newspapers, per pound.

Three of the mail-steamers met with accidents or misadventures in April-May last: The "Ruapehu," when off Teneriffe, on the 10th April, on her outward voyage, lost a blade off her propeller, which delayed her five days at the Cape of Good Hope for repairs, and her mails were correspondingly late in reaching New Zealand. As the delay was an exceptional one, and, in view of the fact that the service had hitherto been performed with commendable regularity, the penalty for late arrival was waived. The "Mariposa," of the San Francisco line, which sailed from Auckland on the 22nd April, returned on the 24th, in consequence of a fire having broken out in her forehold shortly after the vessel left port. The fire was fortunately extinguished in two or three hours, but Captain Hayward prudently determined to return in order to ascertain the actual extent of damage. This was found to be confined to the cargo, and the steamer again proceeded on her voyage after a delay in port of about twelve hours. The mails, with the exception of one or two bags from Australia slightly wetted, escaped damage. The Direct packet "Ionic," with the homeward mails, left Lyttelton on the 2nd May. On the 4th, when about a thousand miles from New Zealand, her after crank-shaft was badly fractured. The wind at the time being favourable, it was decided to endeavour to make the New Zealand coast, and the steamer succeeded in reaching Lyttelton on the evening of the 13th. Her mails were transferred to the "Zealandia," of the San Francisco line, which left Auckland on the 20th, and would be ten or eleven days late in reaching London.

The San Francisco mail-service contract expires in November next, and that for the Direct service in December.

The maximum, minimum, and average number of days within which the mails were delivered between London and New Zealand, Sydney, and Melbourne, by the San Francisco and Brindisi-Naples services, and also between London and the colony by the Direct contract packets, are given below:—

	San Francisco Service.			Direct Contract Service.			P. and O. Line.			Orient Line.		
London to Auckland ..	38	34	35·62	50	45	47·23	47	38	43·58	54	39	43·88
Wellington ..	40	36	37·46	47	43	44·54	49	37	43·81	54	39	44·85
Christchurch	46	44	45·31	47	39	43·77	54	39	45·04
Dunedin ..	42	37	38·85	47	43	45·23
Bluff	48	45	46·15	46	38	42·62	52	38	43·88
Sydney ..	43	39	40·31	39	32	34·92	42	33	35·31
Melbourne ..	45	40	41·62	38	30	33·73	41	32	34·19
Auckland to London ..	37	34	34·85	47	40	42·54	48	39	44·42	47	41	44·73
Wellington ..	39	36	36·77	45	38	40·38	51	42	47·67	43	42	42·05
Christchurch	44	37	40·38
Dunedin ..	40	37	37·77	45	38	41·38
Bluff	47	40	42·92	45	39	42·88	44	38	41·87
Sydney ..	42	39	39·77	39	34	37·31	38	32	35·92
Melbourne ..	43	40	40·85	38	33	36·31	37	31	34·81

The estimated receipts and payments in respect of the San Francisco, Direct contract, and Brindisi-Naples (Peninsular and Oriental and Orient) services for the year were as follow:—

RECEIPTS and PAYMENTS on account of the San Francisco, Direct, and Peninsular and Oriental, and Orient Mail Services for the Year 1888.

<i>San Francisco Service.</i>							
DR.				£	s.	d.	£ s. d.
Subsidy to contractors	24,400	0	0	
Bonus	1,590	0	0	
Light-dues (charged on Estimates)	663	0	0	
Interprovincial service (£4,500), Mail Agents, &c.	4,938	14	2	
CR.							31,591 14 2
Postages from London Post Office	9,605	12	9	
Postages collected in the colony	16,455	8	2	
Receipts from non-contracting colonies	5,507	4	8	
							31,568 5 7
Net cost to the colony				£23 8 7

In 1887 the net cost of the service was £729 5s. 7d.

305,923 letters, 278,662 books, and 640,858 newspapers were received from, and 391,769 letters, 55,475 books, and 353,192 newspapers despatched to, the United Kingdom, &c., by the San Francisco service.

Direct Contract Service, New Zealand Shipping Company.

DR.				£	s.	d.	£ s. d.
Payments on weight of correspondence...	11,776	9	2	
Bonus, &c.	7,885	0	0	
Light-dues (charged on Estimates)	936	0	0	
Interprovincial service	3,000	0	0	
CR.							23,597 9 2
Postages from London, &c.	10,994	19	11	
Postages collected in the colony	5,922	5	11	
							16,917 5 10
Net cost to the colony				£6,680 3 4

The estimated net cost of the service for 1887 was £6,707 12s. 9d.

282,036 letters, 254,819 books, and 590,721 newspapers were received from the United Kingdom, &c., by the Direct contract service; and 167,640 letters, 22,007 books, and 112,638 newspapers despatched.

P. and O. and Orient Lines Federal Mail Service.

Dr.				£	s.	d.	£ s. d.
Payments to—							
Melbourne (old P. and O. contract)	115	16	11	
Sydney (old Orient contract)	33	3	6	
Sydney (overland transit)	1	18	5	
Melbourne (present P. and O. and Orient Line contract)	442	15	5	
Rome (transit through Italy)	11	17	11	
Paris (transit through France)	14	17	3	
Union Steamship Company (to and from Australia)...	157	3	10	
							777 13 3

Cr.

Postages from London Post Office :

Under old P. and O. contract	45	6	0
Under old Orient contract	15	0	3
Under present P. and O. and Orient contract	95	9	11
Postages collected in the colony	659	9	7

815 5 9

Net profit to the colony

£37 12 6

The number of letters, books, and newspapers conveyed from and to the United Kingdom, &c., by the P. and O. and Orient packets were: Received, 34,387 letters, 18,192 books, and 30,667 newspapers; despatched, 5,531 letters, 214 books, and 187 newspapers.

RETURN showing the several Subsidised Mail Steam Services, the Subsidy Payments for the Year 1888, the Dates when established, and the Date on which each terminates.

Service.	Annual Subsidy or Payment.	Duration of Service.		Number of Voyages per Annum.	Mileage for Complete Voyage.	Cost per Mile.
		When established.	When terminated or when terminable.			
	£ s. d.					£ s. d.
Auckland and San Francisco	24,400 0 0	Nov., 1885	Nov., 1889	13	11,916	0 3 1·8
Direct Steam Service	19,661 9 2	Dec., 1884	Dec., 1889	13	23,019	0 1 3·77
Auckland and Fiji	1,690 0 0	June, 1880	..	13	2,334	0 1 1·37
New Zealand and South Pacific Islands	1,200 0 0	June, 1885	..	8	6,992	0 0 5·15
New Zealand and Chatham Islands	200 0 0	..	March, 1891	4	1,050	0 0 11·43
Helensville and Matakohu	450 0 0	Jan., 1881	Dec., 1890	52	118	0 0 4·53
Helensville and Dargaville	125 0 0	Dec., 1884	Dec., 1888	104	170	0 0 4·81
Auckland and Great Barrier Island	200 0 0	..	Dec., 1889	52	120	0 0 5·13
Nelson and Golden Bay	200 0 0	..	Dec., 1889	72	130	0 0 5·13
Hokitika, Bruce Bay, Paringa, Haast River, Okuru, Okarito, and Jackson's Bay	600 0 0	Jan., 1886	Feb., 1889	6	280	0 7 1·71
Westport and Karamea	150 0 0	June, 1886	Dec., 1888	13	102	0 2 3·15
Bluff and Stewart Island	200 0 0	July, 1886	June, 1889	52	40	0 1 11·08
Interprovincial Service in connection with San Francisco Line	4,500 0 0	Nov., 1886	Nov., 1889
Interprovincial Service in connection with Direct Contract Steamers	3,000 0 0	Dec., 1884	Dec., 1889

The steam service with the Chatham Islands, once every quarter, has been renewed for two years, from the 1st April last. The subsidy is £200 per annum.

The service between Hokitika and places south as far as Martin's Bay, once every three months, has also been renewed for two years, from 1st January last, at a subsidy of £375 a year.

The Westport and Karamea service is now monthly, at a cost of £120 a year.

A fortnightly service of a temporary character between the Bluff and Port Pegasus was established in March last. The subsidy is at the rate of £208 per annum, which is paid by the Mines Department.

The weekly steam service between the Bluff and Half-moon Bay and Patterson's Inlet is still running.

MONEY-ORDERS.

Eleven money-order offices were established during the year, viz., at Mititai, Avondale, Cullensville, Belfast, Middlemarch, Blackstone Hill, Kumeroa, Winchester, Ngahauranga, Kaiwarawara, and Denniston; and the office at Karangahake closed.

The name of the money-order office called Albany Street, Dunedin, was changed to Dunedin North.

The total number of money-order offices open at the end of the year was 303.

162,387 money-orders, for £555,996 0s. 9d. were issued, compared with 159,579 orders, for £555,744 13s. 5s., issued in 1887.

Money-orders to the number of 144,450, for £513,728 8s. 2d., were paid, compared with 133,910 orders, for £482,437 17s. 4d., paid in 1887.

The number of money-orders issued on the United Kingdom, the Australian Colonies, the United States of America, Canada, &c., and also on other foreign places, through the medium of the London Post Office, was 40,345, for £123,939 14s. 7d., and 22,701 money-orders, for £82,403 18s. 6d., from places beyond the colony were paid in New Zealand. The balance against the colony on money-order account was therefore £41,535 16s. 1d. In 1887 the balance against the colony was £72,872 1s. 3d.

16,464 telegraph money-orders, for £56,878 15s. 10d., were issued, compared with 16,899 orders, for £61,389 15s. 1d., in 1887.

The money-order commission for the year amounted to £8,377 6s. 4d.

POSTAL NOTES.

The postal-note business still continues to increase.

143,979 postal notes, of the value of £56,039 9s. 5½d., were sold, compared with 114,526, for £45,950 17s. 7d., sold in 1887.

142,235 notes, for £54,413 16s., were paid during the year.

The postal-note commission amounted to £1,057 16s. 11½d., an increase of £201 12s. 8½d. over that for 1887.

SAVINGS-BANKS.

290 post-offices were open for the transaction of savings-bank business at the end of the year.

8 offices were established and one closed.

21,307 new accounts were opened, compared with 20,368 opened in 1887.

16,543 accounts were closed, compared with 15,515 closed during 1887.

The following table gives the total number of post-office savings-bank accounts open on the 31st December, 1888, with classified balances, compared with the number open at the end of 1887:—

Postal District.	Not exceeding £20.	Exceeding £20 and up to £50.	Exceeding £50 and up to £100.	Exceeding £100 and up to £200.	Exceeding £200 and up to £300.	Exceeding £300 and up to £400.	Exceeding £400 and up to £500.	Exceeding £500.	Total.
Auckland	7,423	988	658	532	187	44	38	23	9,893
Blenheim	1,422	203	127	73	25	5	2	1	1,858
Christchurch	13,390	2,056	1,226	880	277	91	30	29	17,988
Dunedin	10,449	1,580	896	734	219	68	31	15	13,992
Gisborne	538	78	49	16	8	2	1	2	694
Greymouth	1,466	238	161	110	36	7	6	2	2,026
Hokitika	741	102	101	59	25	8	1	..	1,037
Invercargill	2,339	415	227	149	44	15	4	4	3,197
Napier	2,779	439	278	160	47	7	8	3	3,721
Nelson	2,234	285	178	133	39	13	5	2	2,889
New Plymouth	1,289	226	134	74	32	14	5	6	1,780
Oamaru	1,120	227	133	100	34	7	4	..	1,625
Thames	1,967	268	174	130	32	10	3	2	2,586
Timaru	1,909	329	211	145	34	12	5	6	2,651
Wanganui	2,636	362	196	118	50	8	7	9	3,386
Wellington	10,303	1,990	860	608	171	53	37	17	14,039
Westport	817	132	81	61	19	8	7	1	1,126
Totals, 1888	62,831	9,918	5,690	4,082	1,279	372	194	122	84,488
Totals, 1887	60,043	9,140	5,381	3,681	1,021	266	140	102	79,724

Accounts with balances not exceeding £200 increased in number by 4,326—evidence of a large addition to the savings of the wages-earning class—and those with balances over £200 increased by 438.

The 84,488 open accounts at the end of the year are in the proportion of 1 to every 7·19 of the population.

145,355 deposits, amounting to £1,544,747 7s. 11d., were received during the year, the average amount of each deposit being £10 12s. 6d., compared with £9 12s. 8d. in 1887.

96,204 withdrawals, for £1,387,471 1s. 10d., were made, the average amount of each being £14 8s. 5d. The average in 1887 was £13 2s. 10d.

The deposits exceeded the withdrawals by £157,276 6s. 1d. In 1887 the excess was £129,741 13s. 11d.

The total amount standing at the credit of depositors on the 31st December last was £2,048,441 10s. 9d.

The interest credited depositors during the year was £78,080 6s., compared with £67,363 15s. 3d. in 1887.

The total amount of interest added to depositors' accounts since the Post Office Savings Banks were established in 1867 to the 31st December, 1888, has been £762,586 3s. 1d.

The average cost of each savings-bank transaction, deposit or withdrawal, for the year was 4d., and for the period of the existence of the Post Office Savings Banks, 6d.

The number of new accounts opened during 1888 by means of stamps affixed to cards, the total number of such accounts open, and the amount at credit on the 31st December last, are given in the following table:—

Postal District.	No. of new Accounts opened during 1888.	No. of Accounts open on 31st December, 1888.	Amount at Credit of Accounts open on 31st December, 1888.
			£ s. d.
Auckland	7	100	63 1 6
Blenheim	14	108	52 2 4
Christchurch	12	587	741 15 5
Dunedin	19	381	100 2 2
Gisborne	1	13	3 7 11
Greymouth	12	9 19 0
Hokitika	2	0 14 0
Invercargill	2	29	14 12 9
Napier	79	36 4 7
Nelson	15	389	653 0 10
New Plymouth	90	22 18 0
Oamaru	3	93	103 17 7
Thames	18	179	121 2 6
Timaru	2	130	156 4 8
Wanganui	3	55	46 1 6
Wellington	27	375	113 15 8
Westport	4	19	3 18 1
Totals, 1888	127	2,641	£2,242 18 6
Totals, 1887	261	2,828	£2,198 18 10

The number of new accounts has largely decreased, while the increase in the deposits was only £43 19s. 8d.

TELEGRAPHS.

There was a falling-off in the telegraph business proper, although the gross receipts show a small increase.

1,765,863 telegrams of all codes were transmitted; a decrease of 69,531 telegrams compared with the number transmitted in 1887.

The number of ordinary and delayed telegrams forwarded was 1,366,478, of the value of £70,667 9s. 2d. The number dealt with in 1887 was 1,414,569, for £77,975 9s. 10d.

181,755 Press telegrams, of the value of £10,284 13s. 5d., were transmitted; an increase over 1887 of 6,553 in number, and of £2,254 11s. 7d. in value. The average value of a Press telegram increased from 11d. for the year 1887 to a fraction above 1s. 1½d. in 1888.

The comparative number and value of telegrams of all codes transmitted during the calendar years 1888 and 1887 are given below:—

	Ordinary and Delayed Telegrams.				Press Telegrams.				Government Telegrams.			
	Number.	£	s.	d.	Number.	£	s.	d.	Number.	£	s.	d.
1888 ...	1,366,478	70,667	9	2	181,755	10,284	13	5	217,630	23,164	13	11
1887 ...	1,414,569	77,975	9	10	175,202	8,030	1	10	245,623	30,205	11	10

The telegraph receipts for the financial year ended the 31st March last—including telephone-exchange subscriptions, private-wire rents, &c.—were £105,488 7s. 6d., compared with £103,653 19s. 7d. the previous year.

The expenditure for the same period (exclusive of £12,047 4s. 5d. charged against loan on account of construction) was £100,169 18s. 4d., against £98,270 12s. 1d. in 1887–88, or £5,318 9s. 2d. less than the revenue.

The value of the services performed by telegraph—inclusive of the cost of Government messages, £23,164 13s. 11d., and a sum of £823 4s., collected on money-order telegrams—was £129,476 5s. 5d. The expenditure, as already stated, was £100,169 18s. 4d., which left a credit balance of £29,306 7s. 1d. on the year's transactions; equal to 4·69 per cent. on the capital cost.

33,056 urgent telegrams, of the value of £4,544 11s. 8d., were forwarded; an increase over 1887 of 830 in number, and of £516 6s. 8d. in value.

475,776 delayed telegrams were transmitted, compared with 479,670 dealt with the previous year, and 415,977 in 1886. The public continue to make large use of the delayed system, more particularly between country offices, and the receipts from the ordinary messages are seriously diminished in consequence. The proportion of the delayed to the ordinary telegrams for the year was 53·42 per cent.

Government telegrams show a substantial decrease. They were 27,993 in number and £7,040 17s. 11d. in value less than in 1887. Table No. 24 gives the value of free telegrams sent by Government departments during the year.

The number of telegrams to each hundred letters posted for delivery in the colony was 9·05, compared with 9·80 in 1887.

16,464 money-order telegrams, for £56,878 15s. 10d., were forwarded, compared with 16,899, for £61,389 7s. 1d., in 1887. The commission amounted to £939 3s., and the telegraph fees £823 4s.

The number and value of money-order telegrams, forwarded from offices in the several postal districts, is given in Table 25.

A telegraph office has been opened at Cullensville.

Telephone offices have been established at—

Awatere	Marsden Point	Pouto (Kaipara Heads)
Cape Foulwind	Matakanni	Pukekararo
Clevedon	Matata	Rahotu
Cronaden	Mauriceville	Riwaka
Georgetown	Middlemarch	Scarrott's
Hakaru	New Brighton	Spring Grove
Hikutaia	Norsewood	Waiwera South
Hororata	Oakura	Wakapuaka (suburban)
Inangahua	Okato	Wangarei Heads
Kaiwarawara	Owen River	Wellsford
Little Grey Junction	Papakaio	Whirinaki.
Mangamahoe	Parua Bay	

A bureau has been established at Kaiwarawara.

At the close of the year there were 240 offices connected by telephone.

The number of offices, both telegraph and telephone, open at the end of the year was 473.

There are 33 bureaux open in connection with the telephone exchanges.

The offices at Castlepoint, Charleston, Papatoitoi, and Waitotara are worked by telephone instead of by Morse instrument, and at Brunnerton a Morse instrument has replaced the telephone.

The number of miles of line maintained was 4,790, an increase of 144 miles; and the average cost per mile for maintenance was £5 0s. 1d., compared with £4 13s. 9d., the cost for the previous year.

The expenditure out of loan for telegraph extension was £12,047 4s. 5d., being £10,937 1s. 8d. less than in 1887.

TELEPHONE EXCHANGES.

The increase in the number of subscribers to the several exchanges for the financial year ended the 31st March last is given below :—

	Mar. 31, 1889.	Mar. 31, 1888.
Auckland	461	439
Napier	114	104
Wanganui	61	81
Wellington	426	402
Nelson	53	64
Blenheim	43	45
Greymouth	34	...
Christchurch	347	332
Timaru	52	60
Oamaru	46	47
Dunedin	541	515
Port Chalmers	14	14
Invercargill	55	57
Bluff	7	6
Totals	2,254	2,166

—an increase of 88 subscribers for the year.

An exchange was opened at Greymouth on the 20th September last.

The capital expended in connection with the several telephone exchanges up to the 31st March, 1889, was £59,755 7s. 5d.

The subscriptions received during the year amounted to £17,613 4s., and the cost of maintenance, &c., was £11,244 6s. 2d.

The number of private wires increased from 82 to 86, and the receipts from £1,122 19s. 6d. to £1,190 2s. 3d.

AUCKLAND DISTRICT.

The following extensions have been carried out during the year : Kaipara Heads line, Pukekararo line, Wangarei Heads line, Hikutaia wire, Auckland to Remuera, Railway Block line : total, eighty-one miles of wire.

Telephone stations have been opened at Hakaru, Hikutaia, Marsden Point, Parua Bay, Pouto (Kaipara Heads), Pukekararo, Scarrotts', Wangarei Heads, Wellsford, and Whirinaki.

Beyond the rebutting of a considerable number of the kauri poles, the maintenance calls for no special remarks.

The district lines are in good working order.

HAWKE'S BAY DISTRICT.

The Tenui-Waipukurau section has undergone thorough repair ; rebutt and new poles erected where necessary, and five miles and a half shifted to suit the road. A portion of the Gisborne line has also been shifted.

A branch line from Ormondville to Norsewood has been erected and a loop-line at Matata.

The following lines have been overhauled : Tolaga Bay to Napier, Napier to Puketapu, Napier to Waipawa, Napier to Taupo, Maketu to Opotiki, Thames to Maketu.

All other sections are in good order.

The Woodville-Waipukurau section has been rearmed between Takapau and Kopua.

All offices throughout the district have been visited and inspected.

WELLINGTON DISTRICT.

The following extensions and overhauls to lines in this district have been made during the year : From Wellington to Hutt office ; from Kai Iwi to Waitotara, and a telephone wire extended from Kai Iwi to Waitotara ; from Wanganui to Bulls, including overhaul of line to cable-hut at mouth of Wanganui River ; from Sentry Hill to Waitara ; from Stoney River to New Plymouth ; from Bulls to Foxton *via* Sandon ; from Greatford to Carnarvon Junction, *via* Halcombe and Palmerston North ; and from Foxton to Wellington as far as the junction of the Hutt line.

For the Railway Department a block instrument wire has been erected between Upper Hutt and Kaitoke.

The line between Tenui and Castlepoint has been converted to a telephone line, effecting an annual saving of £80.

Cables.—All the cables, with the exception of the No. 4, continue in good repair, so far as may be judged from their respective insulation-tests.

NELSON DISTRICT.

The following extensions have been completed during the year : Blenheim to Awatere, Boatmans to Cronadun, Lyell to Inangahua Junction, Totara Flat to Little Grey, Motueka to Riwaka, Nelson to Wakapuaka Suburban, Brightwater to Spring Grove, Cullensville Loop, Longford to Owen River Junction.

A private wire for the Westport Harbour Board, and a wire for the Marine Department, connecting Pilot-station and the Nelson Lighthouse, have also been erected.

Repairs and Overhauls.—Motueka to Richmond, Manuka Flat to Hope Junction, Lyell to Inangahua Junction.

The lines in this district are in thorough good order.

CANTERBURY DISTRICT.

Christchurch to Kaikouri: This section is now being overhauled; decayed poles being stumped, and crossings raised.

Christchurch to Waitaki: This section is in very fair order, but a slight overhaul will be necessary during the coming year.

Rolleston to Loop-line: The sections between Springfield and Bealey, and Bealey and Loop-line will require to be overhauled shortly. The Rolleston and Springfield section is in very good order.

Christchurch Railway to Amberley: This section is now in good order, having received an overhaul during the past year.

Kaiapoi to Oxford and View Hill: The Kaiapoi to Oxford portion of this section received a good overhaul during the year. The View Hill portion is in good order.

Christchurch to Lyttelton: It will be necessary to entirely reconstruct this section. The work will be put in hand without delay.

All other sections in this district are in good working order.

OTAGO DISTRICT.

The following new lines have been erected: Ophir to Matakanui, Abbotsford to Middlemarch, a loop from Duntroon line to Georgetown, and an additional wire from Oamaru to Kakanui.

The following reconstructions have been made: Five miles of the main south line between Green Island and Mosgiel, and seventeen miles between Palmerston and Waitaki, and the reconstruction of line between Dunedin and Oamaru is now in progress.

One and a half miles of new line erected at Beaumont on goldfields line on account of road deviations.

Numerous minor repairs have been made on different lines; decayed poles butted and renewed.

It will be necessary to renew the poles on the Riverton line this year.

Generally all the lines in this district are in good order.

The usual circuit plans will be found attached to the report.

Table No. 1.

TABLE showing the Number and Amount of Money Orders issued and of Money Orders made payable in New Zealand, Year by Year, since the Year 1870.

MONEY ORDERS ISSUED IN THE COLONY.

Year.	Commission received.			Where payable.								Total.			
				In the Colony.			United Kingdom and Foreign Offices.		Australian Colonies, &c.						
				No.	Amount.		No.	Amount.		No.	Amount.		No.	Amount.	
	£	s.	d.	£	s.	d.	£	s.	d.	£	s.	d.	£	s.	d.
1870	2,367	3	6	16,821	73,344	11 9	9,624	41,472	3 7	5,419	25,637	12 7	31,864	140,454	7 11
1871	2,608	3	6	20,514	88,546	9 7	10,407	44,197	18 3	5,370	24,653	5 9	36,291	157,397	13 7
1872	3,068	17	6	28,156	120,125	14 8	10,619	44,535	9 9	5,885	26,347	17 7	44,660	191,009	2 0
1873	3,562	3	2	34,288	142,642	4 10	11,913	48,547	11 4	6,150	28,068	5 5	52,351	219,258	1 7
1874	4,393	2	3	40,968	171,683	6 1	14,379	57,821	2 6	7,365	33,659	19 2	62,712	263,164	7 9
1875	4,950	19	4	48,611	193,551	13 9	16,949	66,332	14 9	7,467	33,597	2 3	73,027	293,481	10 9
1876	5,261	19	2	55,748	212,089	1 6	17,331	66,977	4 2	7,176	31,202	0 3	80,255	310,268	5 11
1877	5,714	18	4	64,000	233,804	15 10	18,369	69,670	11 10	8,303	31,498	0 1	90,672	334,973	7 9
1878	6,288	13	0	70,531	250,861	6 0	21,169	80,681	15 8	9,317	36,711	15 2	101,017	368,254	16 10
1879	7,285	1	6	83,479	297,290	13 8	24,461	91,665	4 0	10,059	39,717	2 4	117,999	428,673	0 0
1880	7,943	15	4	97,275	320,260	19 11	27,587	104,149	5 10	10,786	40,994	15 4	135,648	465,405	1 1
1881	7,582	8	5	99,523	321,635	3 3	25,376	90,229	5 3	10,657	40,317	19 2	135,556	452,182	7 8
1882	8,267	9	8	108,916	360,196	4 9	25,898	91,530	17 9	13,348	47,641	7 5	148,162	499,368	9 11
1883	9,022	10	6	132,232	402,558	12 11	26,211	91,634	4 7	14,113	46,939	17 11	172,556	541,132	15 5
1884	9,525	3	8	144,227	430,446	18 10	28,712	96,901	14 0	13,113	45,317	12 4	186,052	572,666	5 2
1885	9,553	0	7	146,406	439,870	3 9	28,722	95,920	9 10	13,494	45,604	15 2	188,622	581,395	8 9
1886	8,541	7	10	113,598	412,276	3 0	27,389	87,904	9 10	14,693	47,574	9 11	155,680	547,755	2 9
1887	8,532	10	5	119,091	426,194	13 9	26,057	84,264	12 9	14,431	45,285	6 11	159,579	555,744	13 5
1888	8,377	6	4	122,042	432,056	6 2	26,636	81,488	10 3	13,709	42,451	4 4	162,387	555,996	0 9

MONEY ORDERS DRAWN ON THE COLONY.

Year.	Where issued.						Total.	
	In the Colony.		United Kingdom & Foreign Offices		Australian Colonies, &c.			
	No.	Amount.	No.	Amount.	No.	Amount.	No.	Amount.
		£ s. d.		£ s. d.		£ s. d.		£ s. d.
1870	16,798	73,245 8 3	1,156	5,523 4 4	1,267	6,055 6 11	19,221	84,823 19 6
1871	20,514	88,592 0 3	1,396	6,217 11 5	1,318	5,914 18 7	23,228	100,724 10 3
1872	27,983	119,676 1 2	1,504	7,078 8 6	1,459	6,803 15 3	30,946	133,558 4 11
1873	34,288	142,642 4 10	1,482	6,625 14 5	1,668	7,689 6 8	37,438	156,957 5 11
1874	40,968	171,683 6 1	1,603	7,284 10 7	1,800	8,316 17 5	44,371	187,284 14 1
1875	48,611	193,551 13 9	1,969	9,262 9 7	1,995	9,340 19 11	52,575	212,155 3 3
1876	55,748	212,089 1 6	2,243	10,202 13 6	2,385	10,838 16 8	60,376	233,130 11 8
1877	64,000	233,804 15 10	2,258	9,744 8 8	2,568	11,056 2 7	68,826	254,605 7 1
1878	70,531	250,861 6 0	2,260	9,833 18 6	2,528	10,698 14 3	75,319	271,393 18 9
1879	83,479	297,290 13 8	2,544	10,673 3 11	2,942	12,295 5 4	88,965	320,259 2 11
1880	97,275	320,260 19 11	3,466	14,811 14 8	3,913	15,829 0 3	104,654	350,901 14 10
1881	99,523	321,635 3 3	3,466	14,078 17 3	4,649	18,863 4 2	107,638	354,577 4 8
1882	108,916	360,196 4 9	3,421	13,416 1 9	5,076	21,090 4 10	117,413	394,702 11 4
1883	132,232	402,558 12 11	3,725	15,553 3 11	5,697	23,299 12 11	141,654	441,411 9 9
1884	144,227	430,446 18 10	4,535	17,679 0 6	6,755	27,429 18 6	155,517	475,555 17 10
1885	146,406	439,870 3 9	5,204	20,091 17 4	7,725	30,724 6 4	159,335	490,686 7 5
1886	113,598	412,276 3 0	5,824	22,650 1 10	9,545	36,513 3 11	129,242	471,185 7 0
1887	119,091	426,194 13 9	6,334	23,423 16 2	8,963	33,254 2 3	133,910	482,437 17 4
1888	122,042	432,056 6 2	7,336	26,262 14 5	15,365	56,141 4 1	144,450	513,728 8 2

Table No. 2.

TABLE showing the Money Orders issued in New Zealand on Offices beyond the Colony during the Years 1887 and 1888.

Where payable.	1887.		1888.	
	Number.	Amount.	Number.	Amount.
United Kingdom	25,163	£ 79,418 11 8	23,866	£ 72,354 4 7
Foreign Offices through London	894	4,846 1 1	812	4,245 18 4
United States of America	1,982	5,052 13 8	1,845	4,378 13 7
Canada	133	525 10 2	113	509 13 9
Victoria	6,175	20,162 19 8	6,312	22,042 16 4
South Australia	443	1,382 9 11	352	972 6 1
New South Wales	4,864	14,927 2 9	6,275	16,528 0 4
Queensland	289	1,026 18 9	275	1,116 1 10
Tasmania	516	2,084 5 8	472	1,700 15 6
Western Australia	29	123 6 4	23	91 4 3
Totals	40,488	129,549 19 8	40,345	123,939 14 7

TABLE showing the Money Orders issued at Offices beyond the Colony on New Zealand during the Years 1887 and 1888.

Where issued.	1887.		1888.	
	Number.	Amount.	Number.	Amount.
United Kingdom and Foreign Offices	6,334	£ 23,423 16 2	6,787	£ 23,771 17 4
United States of America	463	2,077 1 2	468	2,055 11 2
Canada	78	408 2 5	81	435 5 11
Victoria	3,675	12,768 3 0	9,386	32,652 6 11
South Australia	313	1,143 4 10	328	1,074 2 8
New South Wales	3,018	11,274 19 1	3,971	15,154 19 5
Queensland	716	2,858 5 2	962	4,302 11 4
Tasmania	589	2,236 5 11	658	2,704 4 8
Western Australia	111	488 0 8	60	252 19 1
Totals	15,297	56,677 18 5	22,701	82,403 18 6

Table No. 3.

TABLE showing the Number and Amount of Transactions at the several Money Order and Savings Bank Offices in the Colony of New Zealand during the Year 1888.

Office.	Money Orders.					Savings Banks.						
	Issued.			Paid.		New Accounts opened.	Deposits.		Accounts closed.	Withdrawals.		
	No.	Commission.	Amount.	No.	Amount.		No.	Amount.		No.	Amount.	
		£ s. d.	£ s. d.		£ s. d.		£ s. d.			£ s. d.		£ s. d.
AUCKLAND ..	10,521	708 6 10	39,533 10 5	22,869	79,100 8 2	1,183	7,143 138,246 18 2	1,652	8,885	137,801 0 0		
Alexandra ..	237	9 11 2	946 15 8	206	837 17 4	14	99 581 12 0	6	29	381 9 3		
Aratapu ..	587	26 13 4	2,157 19 3	70	246 1 7	27	213 1,965 10 0	14	70	1,245 6 8		
Avondale	1	110 0 0		
Bombay ..	131	4 4 10	377 17 8	47	214 14 4	8	30 243 13 2	5	24	246 19 1		
Cambridge ..	581	22 2 10	1,667 9 0	481	1,564 2 7	63	378 3,769 8 0	43	169	3,250 11 10		
Clevedon ..	97	3 9 8	183 11 1	47	163 9 7	2	38 174 1 0	2	9	31 10 8		
Coromandel ..	723	30 10 4	2,686 12 10	162	484 7 6	48	385 2,883 10 4	7	97	789 4 7		
Dargaville ..	617	34 11 6	2,593 2 11	112	354 5 3	89	333 3,187 10 2	26	75	1,970 9 3		
Devonport ..	170	9 13 4	526 17 2	169	605 0 5	15	150 658 1 0	8	35	153 19 6		
Drury ..	122	4 12 10	399 6 5	129	452 13 8	2	40 248 3 0	4	12	88 10 0		
Hamilton ..	670	26 11 6	2,130 11 5	569	1,714 5 9	67	412 4,321 13 6	38	156	1,884 19 8		
Helensville ..	521	20 12 2	1,810 12 11	181	661 9 11	41	277 2,193 19 11	24	105	1,028 0 1		
Huntly ..	374	16 15 0	1,411 11 6	92	283 2 7	31	192 1,159 6 0	12	66	661 0 2		
Kaeo ..	263	18 2 8	988 1 11	23	73 3 11	7	43 338 2 0	..	11	42 13 0		
Kaitaia ..	291	8 11 6	859 0 10	20	116 16 8	9	36 279 15 0	3	10	69 1 1		
Kamo ..	530	19 7 2	1,415 0 9	140	549 16 9	36	297 2,227 19 0	36	133	1,539 2 3		
Kawakawa ..	769	33 1 0	2,329 11 2	180	584 6 3	48	435 3,294 2 0	47	129	1,612 7 8		
Kihikihi ..	109	4 12 0	293 14 11	115	549 1 5	13	103 1,207 0 1	11	81	904 7 8		
Kohukohu ..	176	24 6 4	1,180 17 9	61	296 5 5	3	10 73 6 0	..	16	76 16 0		
Lichfield ..	145	4 13 4	522 2 6	29	86 4 5	19	65 544 7 11	4	16	440 3 10		
Mangapai ..	240	8 3 10	1,001 8 2	65	291 10 3	2	32 429 19 0	1	13	334 11 1		
Mangawai ..	209	6 17 4	530 3 0	62	346 15 4	13	48 397 17 0	8	31	313 11 11		
Mangawhare ..	206	7 2 4	596 17 0	50	250 16 0	14	107 1,170 3 0	6	36	662 4 5		
Matakana ..	62	1 17 0	135 11 7	20	115 12 5	5	22 201 13 0	4	14	96 9 4		
Mauku ..	39	1 1 6	106 8 2	26	108 5 0	15	69 95 17 0	..	6	26 9 0		
Maungakaramea ..	75	2 1 6	219 3 3	23	86 19 9		
Maungaturoto ..	104	3 18 4	353 9 10	54	164 5 9	5	20 82 9 0	5	20	195 10 1		
Mercer ..	220	7 2 4	660 17 6	67	196 2 11	8	83 509 11 0	..	36	350 12 4		
Mititai ..	37	1 4 6	153 13 10	1	2 12 0	4	11 60 17 0	..	5	90 0 0		
Mongonui ..	408	16 2 4	1,341 16 4	143	496 15 8	19	88 1,003 18 0	13	52	970 17 2		
Morrinsville ..	124	4 18 2	431 10 2	76	344 14 7	9	56 473 0 0	6	25	204 17 11		
Mount Eden ..	21	1 3 0	41 18 8	64	196 14 10	2	2 7 0 0	..	4	10 12 11		
Newmarket ..	212	10 11 0	556 19 7	261	1,020 0 0	4	93 290 16 0	6	15	52 10 10		
Newton ..	515	26 12 2	1,392 3 1	1,326	4,126 19 3	58	351 2,084 9 1	18	67	371 13 7		
Ngaruawahia ..	291	9 11 8	732 13 7	173	567 15 2	22	148 575 14 0	6	72	902 2 11		
Ohaeawai ..	237	16 7 6	827 11 9	38	124 10 10	12	38 247 5 0	7	23	207 1 11		
Ohaupo ..	142	5 3 6	426 2 1	67	265 12 1	5	85 644 14 0	6	27	810 6 3		
Omapere ..	124	7 11 6	452 12 5	19	87 12 0	2	4 172 6 0	..	11	116 0 0		
Onehunga ..	396	22 10 2	1,236 0 9	795	2,964 4 8	30	221 2,386 0 8	22	83	1,875 2 4		
Otauhu ..	193	8 12 6	579 6 3	214	686 11 10	23	209 565 13 0	15	98	564 9 8		
Pahi ..	107	4 19 0	321 19 9	40	147 3 11	11	59 521 14 0	2	18	141 0 7		
Papakura ..	119	3 19 8	348 7 0	136	477 11 8	9	73 547 12 0	1	40	292 13 11		
Paparoa ..	145	4 15 8	340 7 8	72	275 5 6	8	33 350 15 0	6	34	311 5 11		
Parnell ..	156	6 19 6	413 15 9	342	1,082 10 8	18	217 388 4 0	11	36	216 19 8		
Pokeno ..	84	2 10 0	205 10 5	64	267 13 2	5	18 101 5 5	3	8	165 14 0		
Ponsonby ..	146	6 10 8	398 18 6	428	1,451 10 6	8	83 223 16 0	10	23	108 10 1		
Port Albert ..	219	7 16 6	555 11 11	111	475 3 5	31	119 847 5 0	5	45	458 0 7		
Port Fitzroy ..	39	1 3 6	108 0 4	20	147 0 10	..	1 0 10 0	..	1	1 5 0		
Pukekohe ..	286	10 2 10	877 13 2	147	500 17 2	16	106 464 8 0	4	36	274 19 11		
Raglan ..	150	5 10 0	625 0 10	62	225 5 8	10	41 482 5 4	8	25	562 18 3		
Rangiriri ..	158	4 12 8	386 11 6	67	266 0 8	2	16 86 9 0	2	13	95 17 7		
Rawene ..	211	11 14 6	779 8 11	100	402 9 3	6	41 345 9 7	2	36	398 13 1		
Russell ..	168	6 6 8	489 15 8	197	821 17 10	17	89 2,051 12 11	4	35	731 16 3		
Taupiri ..	73	2 12 10	292 11 4	31	97 1 3	13	51 220 17 0	4	9	102 12 1		
Te Awamutu ..	314	12 13 8	1,022 3 0	223	798 14 7	49	248 3,860 1 4	9	71	894 0 11		
Te Koporu ..	587	27 18 8	2,206 13 5	63	254 18 1	27	177 1,454 4 0	12	60	698 9 7		
Tuakau ..	165	5 1 0	481 8 4	65	227 7 6	7	37 121 3 0	3	14	74 11 6		
Upper Symonds Street ..	60	2 19 2	168 8 6	81	198 7 4	4	27 36 8 8	5	12	61 15 11		
Wade ..	67	2 10 2	140 9 6	26	95 9 4	14	244 479 2 0	4	14	63 8 7		
Waharoa ..	39	1 4 0	95 6 1	8	27 3 0	22	126 394 6 0	2	7	23 13 1		
Waipu ..	506	18 10 4	1,783 12 7	175	1,009 18 1	26	95 1,147 2 0	9	80	965 14 10		
Waiuku ..	343	13 1 10	1,196 4 6	236	903 15 6	22	104 1,986 8 0	10	70	1,204 5 8		
Waiwera ..	259	7 14 10	699 10 10	57	261 7 3	15	278 1,258 8 0	7	42	592 11 5		
Wangarei ..	1,019	39 7 10	3,132 16 6	422	1,567 6 5	93	432 5,044 12 6	50	175	3,399 2 10		
Wangaroa ..	246	15 10 8	942 10 5	56	223 14 2	17	92 967 16 8	7	41	696 10 0		
Warkworth ..	206	7 14 0	752 0 6	223	807 6 4	18	115 980 17 0	9	64	776 2 10		
Whangapoua ..	30	3 6 0	124 8 1	4	14 2 3	2	5 53 0 0	1	3	32 2 8		
Whitianga ..	544	23 15 4	1,819 19 3	90	361 7 8	35	193 2,338 18 0	8	59	947 19 1		
BLENHEIM ..	2,079	103 3 2	6,795 5 8	1,051	4,167 16 0	293	1,796 20,570 8 8	201	1,331	17,916 10 7		
Cullensville ..	16	1 0 4	37 17 4	9	15 12 6	2	4 57 0 0	1	1	30 5 1		
Havelock ..	608	25 18 8	2,549 7 9	184	782 5 10	48	168 1,678 10 7	21	72	1,338 7 8		
Kaikoura ..	485	28 10 4	1,742 3 0	164	637 17 0	44	221 2,010 9 7	13	57	551 15 8		
Kekerangu ..	111	5 14 6	465 0 1	5	23 17 0	9	34 431 3 0	..	7	166 5 0		
Picton ..	567	25 0 0	1,705 10 0	354	1,289 6 4	75	437 3,848 14 1	25	115	1,657 6 6		
Renwicktown ..	78	3 2 6	220 5 11	22	60 0 6	18	142 204 7 3	2	13	50 17 6		
Spring Creek ..	116	5 10 2	380 11 0	36	164 4 9	8	25 112 6 0	..	2	19 0 0		
CHRISTCHURCH ..	9,510	620 19 4	33,625 5 10	14,697	49,943 12 3	2,557	21,357 244,238 11 1	2,225	17,804	245,299 18 4		
Akaroa ..	570	24 7 8	1,831 17 3	241	817 6 0	68	396 4,178 11 2	25	113	2,566 16 11		
Alford Forest ..	70	2 2 0	170 10 7	8	24 3 6		

Table No. 3—continued.

TABLE showing the Number and Amount of Transactions at the several Money Order and Savings Bank Offices in the Colony of New Zealand during the Year 1888—continued.

Office.	Money Orders.					Savings Banks.						
	Issued.			Paid.		New Accounts opened.	Deposits.		Accounts closed.	Withdrawals.		
	No.	Commission.	Amount.	No.	Amount.		No.	Amount.		No.	Amount.	
CHRISTCHURCH— continued.		£ s. d.	£ s. d.		£ s. d.		£ s. d.				£ s. d.	
Amberley ..	294	11 19 2	831 19 10	130	460 19 10	31	215 2,000 5 0	15	76	852 13 4		
Ashburton ..	1,603	76 18 10	5,529 1 0	805	2,745 8 1	253	1,350 14,297 16 1	129	538	8,364 9 7		
Bealey ..	45	2 12 6	211 2 7	9	35 11 0	4	22 344 14 0	1	5	81 0 4		
Belfast ..	20	0 13 6	56 10 1	7	24 4 2	13	36 129 1 0	..	2	12 10 0		
Chertsey ..	70	2 4 0	207 13 11	12	31 0 6	6	18 193 6 0	3	9	68 17 1		
Cheviot ..	48	2 8 4	170 18 7	1	2 0 0	4	14 375 9 0	1	2	307 14 11		
Coalgate ..	148	6 10 6	437 18 0	53	207 5 1		
Culverden ..	157	7 0 10	626 5 3	26	71 7 3	4	49 750 15 0	4	18	297 11 10		
Darfield ..	100	4 10 0	374 19 9	23	83 5 4	2	5 61 2 0	..	4	21 15 0		
Dunsandel ..	73	4 3 0	288 16 6	25	78 4 3	8	45 251 9 0	1	12	100 6 9		
Duvauchelles ..	133	5 12 0	442 12 6	42	150 16 3	6	29 488 5 0	8	28	654 5 4		
Ellesmere ..	18	0 18 6	40 19 8	1	2 3 0	4	24 193 13 0	..	8	53 0 0		
Hamner Plain ..	16	0 11 0	58 12 11	10	51 6 1	..	1 7 0 0		
Kaipoi ..	509	24 9 0	1,719 15 7	368	1,234 2 8	98	634 5,513 14 10	69	251	3,208 7 3		
Kirwee ..	160	5 18 6	632 8 0	33	109 4 10	5	55 383 4 0	1	21	94 6 4		
Leeston ..	209	9 14 0	655 10 5	147	612 14 10	30	196 1,434 19 0	12	52	627 6 5		
Lincoln ..	46	1 15 2	129 2 0	35	89 0 9	4	32 149 7 0	3	11	113 8 5		
Little River ..	269	10 0 0	944 8 1	50	143 1 7	19	95 841 11 0	4	25	194 11 8		
Lytelton ..	1,633	97 6 2	5,970 15 11	700	2,406 12 11	163	1,351 12,300 3 11	109	524	6,270 12 11		
Methven ..	188	9 18 10	659 6 8	39	150 12 1	15	56 517 8 0	7	27	473 12 0		
Oxford ..	429	16 8 4	1,504 19 0	210	739 3 8	42	237 2,219 4 5	15	101	1,598 5 0		
Papanui ..	51	2 15 2	182 19 8	113	651 9 0	18	101 324 13 0	8	20	40 5 3		
Rakaia ..	388	17 10 4	1,426 1 11	87	356 6 6	29	211 1,834 12 0	13	68	1,840 5 4		
Rangiora ..	809	39 1 4	2,304 4 11	483	1,637 12 0	161	700 7,887 13 9	73	296	4,563 13 10		
Rolleston ..	38	1 15 4	96 15 0	5	14 0 0	1	24 249 18 0	..	3	13 9 0		
Sheffield ..	235	8 17 4	897 18 10	93	331 17 3	11	89 867 2 0	11	33	440 14 3		
Southbridge ..	237	9 10 4	807 4 0	123	427 5 2	46	167 1,207 12 0	16	58	757 10 8		
Springfield ..	247	8 12 8	851 13 9	113	387 13 10	10	78 666 2 0	11	42	555 10 1		
Sydenham ..	350	17 6 4	924 1 10	621	1,722 18 1	132	1,131 3,695 9 8	35	137	500 14 0		
Tinwald ..	57	3 0 6	214 7 6	24	93 4 8	5	108 476 1 0	3	13	145 1 1		
Waiau ..	203	10 5 6	719 13 10	50	187 11 4	12	143 1,419 17 11	11	63	875 19 1		
Waikari ..	228	10 11 6	900 15 9	78	304 12 7	19	83 1,330 10 6	9	39	569 18 6		
Whitecliffs ..	88	3 2 10	318 19 2	23	92 17 3	13	80 387 14 0	4	28	209 17 10		
Woolston ..	18	0 14 6	47 7 10	37	120 10 3	12	109 528 13 0	7	26	294 3 11		
DUNEDIN	8,171	522 9 2	29,855 10 1	19,442	67,111 14 2	2,054	15,475 190,219 14 2	2,271	13,967	197,572 1 1		
Alexandra South ..	513	19 8 4	1,642 3 9	80	265 5 3	11	59 605 18 3	7	23	326 19 0		
Balclutha ..	597	24 16 8	1,922 5 0	381	1,340 5 2	85	334 3,216 14 0	47	135	1,673 10 7		
Blackstone Hill ..	26	0 17 0	67 12 0	3	12 11 9		
Caversham ..	114	6 7 6	358 3 8	382	1,286 0 7	74	404 942 5 10	9	30	230 14 9		
Clinton ..	437	16 19 6	1,234 5 5	133	418 3 7	32	189 1,375 0 7	13	51	889 5 11		
Clyde ..	338	14 1 6	1,005 14 6	166	349 2 4	11	42 297 6 0	12	23	347 13 3		
Cromwell ..	649	24 12 6	1,680 18 10	198	561 9 9	11	45 290 18 0	17	30	293 11 1		
Dunedin North ..	1,045	59 11 8	3,154 10 5	810	2,938 16 10	360	3,563 18,292 8 3	227	787	7,879 17 0		
Green Island ..	174	10 7 4	623 3 10	104	363 2 9	34	252 1,761 10 0	18	50	805 2 5		
Greytown ..	35	2 5 6	138 9 5	23	101 2 0	5	22 165 3 0	1	5	37 10 5		
Hamilton's ..	265	9 12 4	1,080 4 5	15	48 13 2	7	30 242 9 0	3	10	217 19 1		
Hyde ..	219	8 10 0	1,090 0 0	23	142 5 10		
Kaitangata ..	445	17 1 6	1,515 13 5	177	634 11 0	32	261 1,332 17 0	15	69	726 4 10		
Kelso ..	230	7 5 2	715 2 7	23	83 9 0	11	61 577 15 1	2	31	392 16 8		
Lawrence ..	834	33 0 2	2,635 8 4	615	1,877 18 0	74	455 4,946 17 6	41	119	2,028 17 7		
Macrae's Flat ..	186	5 15 6	467 8 10	19	109 18 9		
Middlemarch ..	32	0 19 6	79 17 7	4	17 19 7		
Milton ..	467	20 3 10	1,534 15 1	378	1,385 11 8	67	420 3,197 18 10	33	180	2,099 14 5		
Mosgiel ..	271	13 19 0	928 6 5	242	792 13 7	32	216 1,266 17 10	27	63	796 7 11		
Naseby ..	722	28 6 6	2,214 16 7	635	1,353 19 1	42	172 1,208 0 10	11	44	890 19 11		
Ophir ..	321	13 3 2	1,068 14 8	72	279 19 5	5	24 134 3 0	1	6	65 1 6		
Outram ..	213	9 8 10	676 6 3	120	409 7 11	29	187 648 3 9	12	36	313 15 1		
Owaka ..	216	7 6 2	787 16 3	49	216 17 0	14	31 746 6 10	4	20	331 10 8		
Palmerston ..	560	22 2 2	1,783 18 4	404	1,453 11 7	54	500 1,901 7 1	10	48	817 15 0		
Pembroke ..	248	10 10 6	762 1 8	39	184 14 10		
Port Chalmers ..	741	44 9 6	2,518 8 2	963	3,536 4 2	184	1,477 9,139 17 2	131	474	5,438 4 2		
Roxburgh ..	378	15 12 6	1,160 11 7	132	488 14 9	34	166 2,037 19 2	12	51	1,146 9 7		
St. Bathans ..	262	13 7 10	795 10 10	71	320 0 5	10	39 542 18 3	6	8	89 12 7		
Seacliff ..	142	4 17 0	460 6 9	61	270 0 6	3	54 346 4 0	1	17	205 2 10		
South Dunedin ..	282	14 18 4	831 14 8	405	1,433 4 6	87	718 2,617 7 4	54	145	1,674 2 3		
Stirling ..	125	5 6 2	467 18 6	46	227 12 2	12	73 808 13 0	4	33	687 10 2		
Tapanui ..	578	20 15 6	1,548 11 7	136	429 3 7	19	156 732 1 0	13	44	491 10 10		
Waihola ..	146	4 14 4	452 6 0	86	337 19 0	9	40 381 18 0	6	25	341 0 8		
Waikaia ..	480	17 18 2	1,476 5 8	72	234 1 8	20	108 1,005 13 6	7	33	381 1 6		
Waikouaiti ..	375	12 15 2	1,082 7 7	260	704 4 1	19	144 1,268 15 0	10	51	775 7 6		
Waitahuna ..	173	8 10 0	607 13 0	85	303 4 6	11	45 715 11 11	2	14	375 7 1		
Waitati ..	85	3 4 0	241 12 9	85	448 9 3	15	65 294 11 0	11	18	131 6 11		
GISBORNE ..	1,995	109 2 2	6,083 0 0	760	3,035 11 8	277	1,618 13,568 7 4	239	1,276	13,893 0 9		
Ormond ..	70	3 4 8	216 18 4	17	67 4 0	2	10 43 18 0	1	3	28 10 4		
GREYMOUTH ..	3,287	198 14 0	11,717 7 0	2,124	8,852 5 7	332	2,179 27,628 9 11	378	1,736	32,176 6 1		
Ahaura ..	702	29 5 4	2,981 6 9	80	339 13 7	18	104 1,175 11 2	9	42	825 4 6		
Brunnerton ..	1,002	62 3 6	3,613 14 4	206	803 2 10	78	425 3,832 15 2	53	153	2,658 7 10		
Nelson Creek ..	219	10 10 2	990 6 9	24	98 18 9	8	73 684 18 0	1	17	174 17 3		
Reefton ..	1,420	94 4 0	5,506 6 10	1,173	3,361 9 0	72	366 3,460 16 1	49	129	2,865 3 8		
Richardson ..	269	17 2 4	1,103 11 7	44	216 5 6	28	95 948 8 10	8	26	597 17 10		

Table No. 3—continued.

TABLE showing the Number and Amount of Transactions at the several Money Order and Savings Bank Offices in the Colony of New Zealand during the Year 1888—continued.

Office.	Money Orders.					Savings Banks.						
	Issued.			Paid.		New Accounts opened.	Deposits.		Accounts closed.	Withdrawals.		
	No.	Commission.	Amount.	No.	Amount.		No.	Amount.		No.	Amount.	
		£ s. d.	£ s. d.		£ s. d.		£ s. d.			£ s. d.		
HOKITIKA ..	1,225	68 12 2	4,291 18 1	943	3,118 9 1	80	571	5,365 3 7	92	425	5,985 3 1	
Goldsborough ..	62	3 3 0	200 14 5	28	90 2 2	19	73	716 0 4	2	11	77 0 8	
Kumara ..	938	48 18 2	3,246 19 0	220	800 13 6	80	516	7,415 9 2	51	185	4,817 11 0	
Rimu ..	88	3 18 2	237 18 7	12	34 12 1	12	67	655 9 0	7	41	401 12 5	
Ross ..	352	15 6 10	1,097 19 11	347	1,238 17 11	25	191	2,798 12 8	13	75	1,569 15 10	
Stafford ..	194	8 9 10	737 14 8	46	157 17 8	12	45	564 11 0	5	26	173 16 10	
INVERCARGILL ..	2,744	142 18 8	8,985 14 0	4,519	16,327 4 9	502	2,884	33,636 8 7	481	2,164	33,853 14 4	
Arrowtown ..	519	23 4 4	1,659 14 9	102	339 5 4	21	108	439 15 7	19	28	535 19 4	
Bluff ..	474	23 4 4	1,812 4 9	323	1,157 15 8	24	155	1,014 14 0	14	46	672 19 0	
Dipton ..	176	6 9 2	589 0 8	50	162 17 3	7	51	306 17 0	2	15	206 0 7	
Edendale ..	181	6 17 6	565 13 2	29	100 1 3	11	53	256 19 0	3	9	162 11 8	
Fortrose ..	272	11 2 0	982 0 9	28	85 17 0	
Gore ..	1,016	39 17 0	3,687 8 8	517	1,820 18 4	79	418	4,128 3 2	45	171	1,801 19 3	
Half-Moon Bay ..	44	1 12 0	138 12 1	35	179 18 11	4	19	32 7 0	2	7	106 13 5	
Kingston ..	96	3 3 0	348 18 2	17	80 4 7	4	13	130 9 3	1	9	91 18 3	
Lumsden ..	293	11 8 10	1,034 14 9	103	405 16 6	21	101	1,004 12 1	12	49	1,103 11 9	
Mataura ..	373	12 10 10	1,079 1 8	171	614 9 5	32	257	1,095 2 1	21	61	1,226 7 4	
Orepuki ..	317	13 4 8	1,314 17 5	39	123 15 4	10	76	522 0 0	6	21	452 3 7	
Otautau ..	172	6 16 8	582 11 8	71	215 6 7	15	81	599 9 11	4	17	186 14 10	
Pukerau ..	196	6 12 0	671 6 7	50	132 12 0	5	32	160 2 0	4	15	122 15 3	
Queenstown ..	458	23 19 4	1,686 7 1	303	916 18 8	39	181	1,778 10 1	15	43	1,212 17 8	
Riversdale ..	297	12 5 10	1,069 17 2	69	279 17 5	14	77	599 17 5	4	16	391 13 11	
Riverton ..	452	19 10 6	1,381 8 8	564	1,803 6 10	44	322	3,402 0 9	24	117	1,799 2 1	
Thornbury ..	86	3 8 6	280 9 0	63	198 12 11	3	8	71 9 0	6	14	337 15 11	
Waikaka ..	60	1 15 0	136 9 1	8	43 2 0	..	1	0 5 0	
Waipahi ..	173	6 8 6	520 5 2	28	115 7 0	3	16	115 15 0	1	8	55 1 6	
Wairio ..	160	5 9 4	610 12 6	17	72 8 8	8	23	272 15 0	5	10	161 17 1	
Winton ..	276	11 18 10	1,102 5 10	174	585 11 11	19	97	942 19 0	8	38	412 19 8	
Woodlands ..	214	7 4 8	580 3 6	121	348 1 0	13	144	516 14 6	5	35	475 5 8	
Wyndham ..	495	18 15 8	1,516 5 11	128	460 0 1	31	165	1,452 3 0	18	55	647 8 8	
NAPIER ..	4,099	252 12 2	14,031 4 2	3,991	14,185 8 3	662	4,145	46,981 6 4	629	3,390	49,740 16 8	
Danevirke ..	662	25 15 10	2,417 19 2	170	537 16 0	34	163	1,068 10 11	19	59	962 6 8	
Hastings ..	1,098	65 11 10	3,503 9 3	543	1,736 11 5	107	578	6,136 16 5	63	265	3,910 0 4	
Herbertville ..	163	8 18 2	621 15 11	29	112 1 3	10	29	169 14 2	6	16	232 6 0	
Kaikōra North ..	150	6 19 8	495 12 10	82	204 6 4	17	69	798 15 9	5	24	224 19 2	
Kumeroa ..	7	0 3 6	19 4 1	10	37 18 10	
Makatoka ..	273	9 10 4	925 0 0	68	286 0 5	15	52	380 19 1	7	23	167 1 0	
Mohaka ..	67	4 15 0	285 19 8	21	86 3 4	3	10	57 17 11	1	10	48 12 10	
Norsewood ..	356	11 3 0	1,331 19 11	44	173 18 1	
Ongaonga ..	143	4 18 0	475 12 4	16	54 10 9	4	21	112 13 0	4	24	208 8	
Ormondville ..	264	9 15 10	907 11 3	99	360 16 2	6	39	414 17 0	4	19	352 15 3	
Porangahau ..	216	14 15 8	927 7 6	50	165 15 10	7	43	283 10 0	5	12	271 11 9	
Port Ahuriri ..	407	24 2 4	1,465 8 3	168	714 0 10	43	299	2,590 14 10	10	38	419 1 5	
Takapau ..	279	10 7 8	1,052 11 9	79	313 5 6	13	48	692 7 0	10	39	335 2 6	
Taupo ..	273	14 14 2	1,018 3 1	73	290 6 6	7	25	223 12 0	2	11	125 1 0	
Tikokino ..	37	1 14 6	127 14 0	4	3 5 9	4	12	166 15 0	1	3	85 18 2	
Waipawa ..	636	32 12 6	2,087 9 4	553	1,585 5 7	57	306	2,962 16 0	33	134	1,869 1 4	
Waipukurau ..	408	20 2 8	1,341 12 3	159	549 9 10	41	234	2,121 18 10	13	63	1,425 7 0	
Wairoa ..	407	22 18 4	1,527 5 4	215	750 18 5	38	149	2,497 18 5	17	56	464 11 0	
NELSON ..	2,286	120 6 0	8,375 18 4	4,194	16,264 1 3	335	2,439	36,441 4 2	318	1,905	34,268 16 9	
Belgrove ..	58	2 16 2	196 14 3	27	113 4 1	8	49	370 0 0	4	18	169 19 11	
Brightwater ..	128	4 12 8	417 18 3	93	388 18 10	12	72	425 1 0	6	22	152 6 3	
Collingwood ..	644	26 14 10	2,544 6 7	114	430 16 6	27	179	1,531 15 9	12	39	903 14 10	
Motueka ..	435	17 16 4	1,554 8 3	188	748 16 0	45	346	2,468 0 2	20	126	1,830 10 3	
Richmond ..	106	7 10 4	381 4 2	135	473 14 3	23	181	1,934 9 6	8	49	635 9 8	
Takaka ..	261	11 4 4	960 3 9	118	474 3 5	17	58	583 16 0	6	28	309 1 9	
Port ..	209	13 7 6	749 17 4	110	295 16 0	11	139	722 3 0	8	34	197 12 9	
Wakefield ..	104	5 2 4	352 16 10	66	232 14 1	22	142	1,263 6 0	4	42	1,459 17 5	
NEW PLYMOUTH ..	1,783	87 10 2	5,952 3 2	2,057	7,365 7 0	393	2,289	39,649 9 11	310	2,025	37,627 12 8	
Inglewood ..	244	10 8 10	956 4 8	152	776 9 1	47	258	2,515 18 2	17	119	1,577 0 1	
Opunake ..	295	11 19 4	1,034 10 7	144	641 3 11	26	139	1,598 17 8	3	43	389 0 4	
Pungarehu ..	75	2 17 2	257 6 3	36	138 9 3	7	39	255 6 0	2	15	86 17 11	
Stratford ..	409	15 9 0	1,313 9 7	230	1,130 14 2	55	175	2,139 8 7	14	89	1,106 12 0	
Waitara ..	259	11 17 2	865 9 5	220	709 15 5	25	157	1,378 1 10	15	61	594 9 8	
OAMARU ..	3,010	141 10 0	9,639 3 0	1,553	5,556 9 0	405	2,407	26,557 2 5	361	1,741	25,868 3 2	
Dunroon ..	152	5 11 0	537 3 11	44	156 17 10	18	129	397 8 0	7	14	275 12 6	
Hampden ..	285	9 18 2	1,033 11 6	150	601 9 3	9	73	254 13 8	4	9	160 3 3	
Herbert ..	171	5 17 0	479 8 1	53	246 3 7	13	63	503 19 0	4	18	329 15 10	
Kakanui ..	202	8 11 4	891 8 7	23	79 13 11	11	46	476 6 2	4	16	172 13 4	
Kurow ..	259	11 18 4	1,053 16 6	77	331 14 0	15	60	506 16 0	4	19	120 4 2	
Maheno ..	158	6 12 10	638 6 4	48	180 2 9	20	77	599 16 2	9	20	204 10 3	
Ngapare ..	112	4 16 6	403 18 0	39	116 15 5	9	39	202 10 0	3	11	106 9 10	
THAMES ..	1,976	88 6 0	6,082 11 11	1,241	4,693 16 7	302	2,354	22,399 14 1	290	1,877	24,016 19 0	
Karangahake ..	14	0 10 2	48 0 0	1	7	8 12 0	2	4	20 14 11	
Katikati ..	147	6 8 4	543 10 11	91	390 10 10	4	65	570 10 5	6	27	80 16 9	
Maketu ..	77	4 1 2	205 1 5	49	159 5 4	4	17	177 15 0	..	3	22 0 0	
Opotiki ..	396	18 14 6	1,241 7 1	197	732 4 8	41	201	1,784 2 7	15	47	1,114 7 5	
Paeroa ..	380	15 13 8	1,114 15 9	95	326 7 4	21	141	1,025 1 0	6	33	241 8 10	
Rotorua ..	341	19 0 0	1,213 17 2	186	926 2 9	20	126	1,269 2 7	11	32	499 8 1	
Tapu ..	7	0 8 8	25 9 7	24	71 16 4	
Tauranga ..	482	24 7 0	1,608 14 10	627	2,384 19 6	65	314	4,583 2 11	31	163	2,666 5 6	
Te Aroha ..	663	26 14 2	1,972 19 9	303	1,069 13 11	62	362	2,564 0 5	32	110	913 4 0	
Te Puke ..	68	2 17 4	241 17 5	37	109 18 8	2	19	158 2 0	2	15	124 12 7	
Waiorongomai ..	343	13 8 2	1,222 19 7	49	207 19 5	48	256	1,400 19 1	11	63	438 13 9	
Whakatane ..	176	8 5 10	540 16 0	43	226 16 9	7	20	210 16 4	1	6	23 10 1	

Table No. 3—continued.

TABLE showing the Number and Amount of Transactions at the several Money Order and Savings Bank Offices in the Colony of New Zealand during the Year 1888—continued.

Office.	Money Orders.					Savings Banks.						
	Issued.			Paid.		New Accounts opened.	Deposits.		Accounts closed.	Withdrawals.		
	No.	Commission.	Amount.	No.	Amount.		No.	Amount.		No.	Amount.	
		£ s. d.	£ s. d.		£ s. d.		£ s. d.	£ s. d.		£ s. d.		£ s. d.
TIMARU	2,189	132 3 10	7,829 8 2	2,084	7,179 5 9	441	2,808	31,255 3 6	428	2,177	28,627 10 0	0
Fairlie Creek	176	7 9 0	605 17 8	93	455 8 6	12	52	515 2 9	4	25	250 13 0	0
Geraldine	535	22 10 10	1,416 11 10	158	494 0 11	54	214	2,437 12 11	42	117	1,840 9 5	5
Makikihi	63	2 10 10	210 6 7	15	57 12 9	2	3	6 5 0	..	1	20 0 0	0
Pleasant Point	92	3 15 2	299 7 1	36	117 18 0	12	45	360 6 4	10	20	181 9 1	1
St. Andrew	65	2 17 6	199 11 11	67	275 8 11	16	64	891 12 0	1	23	123 16 7	7
Temuka	475	21 19 0	1,392 0 7	198	705 9 1	66	350	4,521 14 4	19	109	2,470 4 5	5
Waimate	831	34 8 6	2,848 11 6	347	1,072 19 9	96	546	6,084 10 3	34	185	3,153 8 2	2
Winchester	22	0 13 8	49 18 11	9	40 5 8	7	24	303 18 0
WANGANUI	3,134	163 11 8	11,214 9 5	2,563	9,265 7 6	477	3,429	36,819 7 3	499	2,715	37,624 16 7	7
Bull's	368	17 8 4	1,369 5 11	119	402 11 4	42	251	2,071 4 0	20	97	880 13 11	11
Fordell	82	3 11 6	313 15 8	32	153 11 6	10	53	324 10 3	1	15	169 14 5	5
Hawera	846	39 12 0	2,573 1 4	565	2,140 14 7	123	494	6,080 14 5	48	215	4,671 5 3	3
Manaia	400	17 17 0	1,326 2 11	182	655 16 7	44	121	1,624 14 7	22	70	1,576 0 10	10
Manutahi	34	2 0 10	110 13 10	25	123 9 7	2	12	26 12 0	1	4	16 13 1	1
Marton	891	38 16 2	2,929 10 5	496	1,401 0 6	85	510	4,276 0 9	50	170	2,392 3 9	9
Normanby	179	7 5 0	632 1 0	146	792 9 7	21	72	1,375 14 0	12	71	880 13 7	7
Patea	462	19 14 6	1,370 11 8	333	1,152 10 0	61	336	2,383 2 5	11	95	1,207 15 3	3
Turakina	187	6 14 8	575 18 6	52	149 12 0	17	109	507 9 2	8	15	180 18 11	11
Waitotara	90	4 19 4	324 19 0	49	229 5 3	4	32	405 10 0	3	16	173 12 6	6
Waverley	377	17 1 4	1,229 3 1	104	343 0 3	25	116	1,884 14 0	7	45	1,214 10 1	1
WELLINGTON	13,391	741 14 2	42,379 7 7	15,803	59,416 14 5	2,294	17,635	198,554 12 8	2,028	15,390	219,711 6 7	7
Ashurst	260	9 8 10	861 10 1	56	265 5 11	33	116	963 16 4	10	37	301 18 2	2
Campbelltown	108	4 6 0	448 16 7	27	118 19 0	4	34	55 13 0	1	5	21 13 6	6
Carterton	571	23 13 2	1,694 4 10	234	886 10 9	78	539	3,573 15 3	33	161	2,355 9 6	6
Castlepoint	63	2 18 4	196 2 8	25	111 12 10	12	39	409 4 4	2	12	294 9 5	5
Chatham Islands	99	4 2 0	389 6 11	7	19 15 10
Ekatahuna	382	15 19 6	1,654 1 10	226	1,284 19 9	22	104	1,184 10 8	3	74	1,112 11 5	5
Featherston	305	14 7 4	1,109 0 3	169	539 7 8	39	230	1,935 11 0	13	57	1,131 6 4	4
Feilding	986	44 8 0	3,865 6 5	486	1,698 19 8	94	525	4,898 15 11	52	240	3,630 12 2	2
Foxton	415	19 1 4	1,433 4 11	199	627 8 9	41	233	1,944 14 5	23	83	1,841 14 5	5
Greytown	504	21 13 8	1,692 18 5	263	882 6 2	62	470	3,102 5 0	44	140	1,781 18 7	7
Halcombe	319	12 9 2	1,158 13 0	120	501 19 7	17	95	491 4 5	8	48	370 16 2	2
Hutt	186	9 17 0	752 7 11	156	574 9 8	70	521	4,034 8 0	32	115	1,621 7 2	2
Johnsonville	62	2 17 8	180 7 10	31	83 19 8	20	326	1,424 4 4	7	42	831 13 1	1
Kaitoke	69	2 3 2	215 0 4	14	41 15 6	5	55	267 14 1	1	7	62 14 2	2
Kaiwarawara	3	0 3 6	5 0 0	6	12	2 19 0	..	1	0 7 0	0
Martinborough	110	6 10 4	439 19 11	43	152 9 3	18	45	585 19 0	4	21	385 5 0	0
Masterton	1,437	74 4 10	4,800 14 9	1,070	3,786 6 10	191	1,078	8,708 5 9	74	396	5,469 5 10	10
Mauriceville	206	7 5 2	780 15 8	48	207 0 7	8	51	569 14 0	6	27	345 1 10	10
Newtown	76	4 2 6	274 6 11	77	316 9 5	21	116	972 2 0	..	32	170 12 0	0
Ngahauranga	14	0 15 0	75 5 2	18	44	270 14 0	..	5	37 15 0	0
Otaki	419	20 4 4	1,486 13 2	153	739 18 10	55	185	1,678 6 10	22	119	1,398 18 6	6
Pahiatua	498	19 3 2	1,800 14 5	239	1,152 18 8	33	105	1,858 10 7	16	86	1,582 17 4	4
Palmerston North	1,749	78 7 10	5,935 14 3	1,227	4,251 11 11	197	960	8,259 19 3	93	403	5,324 1 5	5
Petone	370	19 11 2	1,252 17 2	229	837 12 4	71	541	4,716 18 3	19	129	2,286 7 10	10
Sanson	207	9 0 10	651 1 1	79	309 18 5	7	79	675 15 1	3	28	441 4 7	7
Te Aro	1,453	79 9 8	4,588 9 6	119	385 5 10	383	4,116	11,834 19 0	88	406	1,910 12 0	0
Te Nui	207	11 3 8	784 12 3	44	184 6 9	12	101	835 0 10	7	36	612 5 9	9
Upper Hutt	173	6 8 10	553 10 0	43	167 3 7	19	185	1,395 3 0	12	45	251 15 6	6
Woodville	1,414	56 5 0	4,461 7 4	608	2,227 15 8	106	395	5,300 15 10	56	205	3,222 11 1	1
WESTPORT	1,959	124 6 6	6,881 11 7	895	3,125 11 11	195	1,167	14,693 15 0	216	795	15,256 9 0	0
Boatman's	394	23 6 10	1,780 15 10	31	143 18 6	30	200	1,736 18 0	26	60	1,199 1 1	1
Cape Foulwind	250	13 12 0	996 7 9	15	51 4 0	30	113	1,454 5 5	..	8	58 9 0	0
Charleston	198	10 10 4	659 13 3	65	197 8 5	16	119	938 10 2	5	34	656 3 5	5
Denniston	130	7 7 0	336 8 2	6	17 1 1	10	16	441 1 0	1	6	58 10 8	8
Longford	308	16 0 2	1,496 11 0	25	134 14 11	8	39	409 16 7	2	6	112 18 2	2
Lyell	651	30 13 4	3,185 3 1	100	343 19 5	9	71	966 14 3	6	20	521 12 11	11
Waimangaroa	649	39 12 4	2,463 15 4	27	122 16 0	54	397	1,737 6 9	26	86	775 6 3	3

SUMMARY.

POSTAL DISTRICT OF—	£ s. d.			£ s. d.			£ s. d.			£ s. d.			£ s. d.		
Auckland	27,935	1,460 3 0	96,499 19 4	32,792	114,770 12 10	2,483	15,487	205,861 10 5	2,263	11,837	176,665 12 3	0			
Blenheim	4,060	197 19 8	13,896 0 9	1,825	7,140 19 11	497	2,827	28,912 19 2	263	1,598	21,730 8 0	0			
Christchurch	19,267	1,082 4 10	66,813 13 11	19,522	66,541 3 10	3,805	29,241	311,745 8 4	2,833	20,457	282,068 12 3	0			
Dunedin	21,095	1,075 9 6	70,666 14 5	26,939	92,472 3 2	3,467	25,827	253,261 4 2	3,038	16,640	230,474 4 3	3			
Gisborne	1,975	112 6 10	6,299 18 4	777	3,102 15 8	279	1,628	13,612 5 4	240	1,279	13,921 11 1	1			
Greymouth	6,899	411 19 4	25,912 13 3	3,651	13,671 15 3	536	3,242	37,730 19 2	498	2,103	39,297 17 2	2			
Hokitika	2,859	148 8 2	9,813 4 8	1,596	5,440 12 5	228	1,463	17,515 5 9	170	763	13,024 19 10	10			
Invercargill	9,544	419 17 2	32,336 3 0	7,529	26,569 9 5	909	5,282	52,479 8 5	700	2,948	46,017 10 1	1			
Napier	9,945	541 11 2	34,503 0 1	6,374	22,147 19 1	1,068	6,222	67,661 2 8	829	4,186	60,843 0 9	9			
Nelson	4,231	209 10 6	15,533 7 9	5,045	19,422 4 5	500	3,605	45,739 15 7	386	2,380	39,927 9 7	7			
New Plymouth	3,065	140 1 8	10,379 3 8	2,839	10,761 18 10	553	3,057	47,537 2 2	361	2,352	41,381 12 8	8			
Oamaru	4,349	194 15 2	14,067 15 11	1,987	7,269 5 9	500	2,894	29,498 11 5	396	1,848	27,237 12 4	4			
Thames	5,070	228 15 0	16,062 1 6	2,942	11,299 12 1	577	3,882	36,151 18 5	407	2,380	30,072 0 11	11			
Timaru	4,448	228 8 4	14,851 14 3	3,007	10,398 9 4	706	4,106	46,376 5 1	538	2,657	36,672 10 8	8			
Wanganui	7,050	338 12 4	23,969 12 9	4,666	16,809 8 8	911	5,535	57,779 12 10	682	3,528	50,988 18 2	2			
Wellington	26,056	1,321 15 2	85,921 11 2	21,795	81,773 3 3	3,936	28,935	270,505 11 10	2,657	18,350	258,508 11 4	4			
Westport	4,539	265 8 6	17,800 6 0	1,164	4,136 14 3	352	2,122	22,378 7 2	282	1,015	18,638 10 6	6			
	162,387	8,377 6 4	555,996 0 9	144,450	513,728 8 2	21,307	145,355	1,544,747 7 11	16,543	96,204	1,387,471 1 10	10			

TABLE showing the Business of the Post Office Savings Banks in New Zealand Year by Year, from the Date of their Establishment to the 31st December, 1888.

Postal Districts.	Number of Post Office Savings Banks Open at the Close of the Year.	Number of Deposits received during the Year.	Total Amount of Deposits received during the Year.	Average Amount of each Deposit received during the Year.	Number of Withdrawals during the Year.	Total Amount of Withdrawals during the Year.	Average Amount of each Withdrawal during the Year.	Excess of Deposits over Withdrawals during the Year.	Excess of Withdrawals over Deposits during the Year.	Cost of Management during the Year.	Average Cost of each Transaction, Deposit, or Withdrawal.	Interest for the Year.	Number of Accounts Opened during the Year.	Number of Accounts Closed during the Year.	Number of Accounts remaining Open at Close of the Year.	Total Amount of Credit of all open Accounts, inclusive of Interest to the Close of the Year.	Average Amount standing to the Credit of each open Account at the Close of the Year.
...	...	£ s. d.	£ s. d.	£ s. d.	£ s. d.	£ s. d.	£ s. d.	£ s. d.	£ s. d.	£	s. d.	£ s. d.	£ s. d.	£ s. d.	£ s. d.	£ s. d.	£ s. d.
Auckland	68	15,487	205,861 10 5	13 5 10	11,837	176,665 12 3	14 18 5	29,195 18 2	9,836 7 4	2,483	2,263	9,893	260,611 11 1	26 6 10
Blenheim	8	2,827	28,912 19 2	10 4 6	1,598	21,730 8 0	13 11 11	7,182 11 2	1,368 3 8	497	263	1,858	38,473 17 3	20 14 1
Christchurch	34	29,241	311,745 8 4	10 13 2	20,457	282,068 12 3	13 15 9	7,876 16 1	17,146 14 2	3,805	2,833	17,988	449,198 19 10	24 19 5
Dunedin	34	25,827	253,261 4 2	9 16 1	16,640	230,474 4 3	13 17 0	22,786 19 11	13,561 5 10	3,467	3,038	13,992	352,547 10 6	25 3 11
Gisborne	2	1,628	13,612 5 4	8 7 2	1,279	13,921 11 1	10 17 8	...	309 5 9	573 8 4	279	240	694	14,134 5 11	20 7 4
Greytown	6	3,242	37,730 19 2	11 12 9	2,103	39,297 17 2	18 13 8	...	1,566 18 0	2,035 16 8	536	498	2,026	51,690 19 9	25 10 3
Hokitika	6	1,463	17,515 5 9	11 19 5	763	13,024 19 10	17 1 5	4,490 5 11	1,063 1 9	228	170	1,037	29,456 11 8	28 8 1
Invercargill	23	5,282	52,479 8 5	9 18 8	2,948	46,017 10 9	15 12 2	6,461 17 8	2,983 0 11	909	700	3,197	76,563 18 0	23 18 11
Napier ...	17	6,222	67,661 2 8	10 17 5	4,186	60,843 0 1	14 10 8	6,818 2 7	3,153 0 8	1,068	829	3,721	82,139 2 8	22 1 5
New Plymouth	9	3,605	45,739 15 7	12 13 9	2,263	39,927 9 7	17 12 10	5,812 6 0	2,438 12 9	500	386	2,889	63,143 15 7	21 17 1
Oamaru	6	3,957	47,537 2 2	15 11 0	2,352	41,381 12 8	17 11 10	6,155 9 6	1,714 17 5	553	361	1,780	48,375 3 9	27 3 6
Thames	8	2,894	29,498 11 5	10 3 10	1,848	27,237 12 4	14 14 9	2,260 19 1	1,860 7 0	500	396	1,625	46,933 9 1	28 17 6
Tinianu	11	3,882	36,151 18 5	9 6 3	2,380	39,072 0 11	12 12 8	6,079 17 6	2,122 2 8	577	407	2,586	56,390 14 10	21 16 1
Wanganui	9	4,106	46,376 5 1	11 5 10	2,657	36,672 10 8	13 16 0	9,703 14 5	2,627 8 0	706	538	2,651	69,261 1 7	26 2 6
Wellington	12	5,535	57,779 12 10	10 8 9	3,528	50,988 18 2	14 9 0	6,790 14 8	2,712 13 3	911	682	3,386	72,327 8 2	21 7 2
Westport	29	28,935	270,505 11 10	9 6 11	18,350	258,508 11 4	14 1 9	11,997 0 6	11,706 15 9	3,936	2,657	14,039	305,960 9 4	21 15 10
Totals for Colony in 1888 ...	290	145,355	1,544,747 7 11	10 12 6	96,204	1,387,471 1 10	14 8 5	157,276 6 1	...	4,000	0 4	78,080 6 0	21,307	16,543	84,488	2,048,441 10 9	24 4 10
" 1887	283	136,197	1,312,151 1 5	9 12 8	89,962	1,182,409 7 6	13 2 10	129,741 13 11	...	4,000	0 4	67,363 15 3	20,368	15,515	79,724	1,813,084 18 8	22 14 10
" 1886	271	137,989	1,248,495 6 11	9 0 11	89,182	1,336,287 6 4	14 19 8	...	87,881 19 5	4,000	0 4	65,825 9 6	21,671	16,757	74,871	1,615,979 9 6	21 11 8
" 1885	256	131,373	1,341,001 3 2	10 4 1	84,832	1,264,305 8 3	14 18 0	76,695 14 11	...	4,000	0 4	62,228 3 11	20,661	16,421	69,957	1,638,035 19 5	23 8 4
" 1884	243	129,279	1,227,909 11 4	9 9 11	80,800	1,195,931 0 11	14 16 0	31,978 10 5	...	4,000	0 4	57,381 13 7	20,228	16,447	65,717	1,499,112 0 7	22 16 3
" 1883	222	127,609	1,178,474 4 1	9 4 8	78,495	1,295,719 18 3	16 10 6	...	117,245 14 2	4,000	0 4	56,046 17 3	20,386	16,936	61,936	1,490,751 16 7	22 15 2
" 1882	207	129,952	1,325,852 2 11	10 4 0	69,308	1,142,599 0 1	16 9 8	183,253 2 10	...	4,000	0 4	54,909 13 11	21,014	14,505	57,517	1,470,950 13 6	25 11 5
" 1881	190	81,660	864,441 18 10	10 11 9	67,137	902,195 1 8	15 11 8	286,817 0 11	...	3,500	0 6	42,204 19 0	25,059	12,718	51,068	1,232,787 16 9	24 3 4
" 1880	178	81,660	864,441 18 10	10 11 9	57,446	780,594 13 4	13 11 8	83,937 5 6	...	3,500	0 6	31,715 18 2	15,401	12,786	34,747	787,005 19 0	22 12 11
" 1879	165	71,865	812,399 11 11	11 6 1	54,698	876,180 19 3	16 0 4	...	63,781 7 4	3,500	0 5	28,762 4 7	11,255	9,472	26,117	723,910 17 5	27 14 4
" 1878	147	69,008	762,084 12 0	10 18 0	42,746	742,053 14 3	17 7 2	20,030 17 9	...	2,500	0 6	29,193 14 6	11,235	8,591	28,761	767,375 17 8	26 13 7
" 1877	138	60,953	681,204 13 2	11 3 6	39,363	667,023 7 5	16 18 10	14,271 5 9	...	2,500	0 6	26,935 6 8	10,346	7,336	21,742	770,836 18 0	35 9 0
" 1876	124	57,295	664,134 12 6	11 11 9	39,486	696,281 7 4	17 12 8	...	32,146 14 10	2,500	0 6	28,762 4 7	11,255	9,472	26,117	723,910 17 5	27 14 4
" 1875	119	56,129	657,653 12 0	11 14 4	36,977	729,759 17 9	19 14 8	...	72,106 13 9	2,500	0 6	28,565 3 5	11,273	8,681	24,334	727,295 7 8	29 17 9
" 1874	103	52,627	699,249 14 3	13 5 8	29,778	620,155 8 9	20 16 5	5 6	...	2,250	0 6	26,935 6 8	10,346	7,336	21,742	770,836 18 0	35 9 0
" 1873	97	39,223	580,542 5 5	14 10 2	21,268	425,998 3 5	20 0 5	154,634 2 0	...	1,800	0 7	20,106 16 10	7,382	3,816	17,132	664,807 5 10	38 16 1
" 1872	92	31,681	430,817 0 0	13 12 0	17,254	313,176 7 11	18 3 0	117,700 12 1	...	1,550	0 8	14,711 0 5	6,205	3,188	13,566	490,066 7 0	36 2 5
" 1871	81	24,642	312,338 18 4	12 13 6	14,773	261,347 16 3	17 13 9	50,991 2 1	...	1,351	0 8	11,291 10 10	4,615	2,383	10,549	357,654 14 6	33 18 1
" 1870	70	20,489	264,328 5 7	12 18 0	11,934	209,599 13 2	17 11 1	54,818 12 5	...	1,264	0 9	9,242 3 11	4,304	2,277	8,317	295,372 1 7	35 10 3
" 1869	59	17,133	240,898 5 9	14 1 2	9,292	185,518 4 1	19 8 7	60,380 1 8	...	1,186	0 10	7,412 8 0	3,839	1,801	6,290	231,311 5 3	36 15 5
" 1868	55	13,014	194,535 11 6	14 18 11	6,365	107,094 17 3	16 16 6	87,440 14 3	...	789	0 9	4,880 7 3	3,282	1,186	4,252	163,518 15 7	38 9 1
Totals for Colony from 1st Feb. to 31st Dec., 1867	46	6,977	96,372 7 10	13 16 3	1,919	26,415 18 9	13 15 3	69,956 9 1	...	822	1 10	1,241 5 0	2,520	364	2,156	71,197 14 1	33 0 5

Table No. 5.

BALANCE-SHEET of the New Zealand Post Office Account for the Year ended 31st December, 1888.

	Balances on 1st January, 1888.		Transactions.		Balances on 31st December, 1888.	
	Cr.	Dr.	Cr.	Dr.	Cr.	Dr.
	£ s. d.	£ s. d.	£ s. d.	£ s. d.	£ s. d.	£ s. d.
MONEY ORDER ACCOUNTS:—						
Money orders	14,671 5 9	..	638,934 11 9	638,142 9 10	..	15,463 7 8
United Kingdom, &c. ..	2,712 6 9	..	77,613 2 10	81,931 18 3	1,606 8 8	..
United States of America, &c. ..	1,097 0 5	..	5,014 3 7	7,044 7 0	933 3 0	..
Victoria	2,242 4 6	34,368 3 10	33,071 5 5	945 6 1	..
South Australia	422 1 5	..	984 2 7	1,495 8 8	89 4 8	..
New South Wales	3,221 2 2	..	16,746 9 8	20,855 1 8	887 9 10	..
Queensland	953 18 0	4,835 13 4	4,377 11 0	495 15 8	..
Tasmania	120 10 3	2,214 18 0	2,732 2 2	637 14 5	..
Western Australia	105 18 3	291 18 9	254 17 1	68 16 7	..
Commission	382 4 3	1,373 3 4	1,201 10 5	210 11 4	..
SAVINGS BANK ACCOUNTS:—						
Deposits and withdrawals ..	1,813,084 18 8	..	1,622,827 13 11	1,387,471 1 10	..	2,048,441 10 9
Transfers	194 5 9	..	78,919 1 1	77,828 0 11	..	1,285 5 11
TELEGRAPH ACCOUNTS:—						
Receipts	4,578 10 2	..	142,529 12 5	147,870 6 6	762 3 11	..
New South Wales	1,266 2 7	..	23,982 16 9	23,839 9 2	..	1,409 10 2
New Zealand & Australian Cable	583 4 9	..	14,298 1 8	14,017 6 7	..	863 19 10
POSTAL REVENUE ACCOUNTS:—						
Stamps	121,931 15 10½	..	260,379 6 6	265,106 10 11½	..	117,204 11 5
Postal Guides	288 11 0	288 11 0
Private box and bag rents	4,255 0 0	4,255 0 0
Miscellaneous revenue	363 12 0	363 12 0
Money order commission	8,377 6 4	8,377 6 4
Total revenue	1,827 9 4½	..	193,154 19 7	192,779 8 3	..	2,203 0 8½
GENERAL ACCOUNTS:—						
Post Office Account	40,379 19 11	1,488,677 1 0	1,491,124 18 0	42,827 16 11	..
Postmasters and Telegraphists	..	184,743 15 0	3,125,666 7 0½	3,128,311 10 1	187,388 18 0½	..
Investments	1,740,705 10 0	221,787 7 11	465,733 5 7	1,984,651 7 8	..
Accrued interest on investments	..	15,406 6 2	15,406 6 2	14,612 18 5	14,612 18 5	..
Advances to Treasury for payments to London office on Money Order Account	..	21,247 18 1	4,500 0 0	..	16,747 18 1	..
Commission on postage-stamps	103 0 9	315 18 11	212 18 2
Gratuities for carriage of mails	648 13 7	2,091 12 0	1,442 18 5
Miscellaneous expenditure	2,393 12 0	241,502 2 4	224,372 13 7	..	14,735 16 9
License-fees—Game	933 13 0	933 13 0
Government Insurance receipts	629 8 9	..	14,583 9 4	14,210 0 3	..	1,002 17 10
Oyster licenses	0 5 0	0 5 0
Registration of births, &c. ..	72 18 6	..	1,261 1 3	1,221 9 3	..	112 10 6
Receipts under Live Stock Acts	356 2 6	..	14,840 8 0	14,611 10 6	..	585 0 0
Machinery-fees	107 0 0	..	3,284 0 0	3,209 0 0	..	182 0 0
Property-tax	39 4 2½	..	410,314 11 1	415,950 0 0	5,596 4 8½	..
Postal notes	32,470 6 1½	..	60,748 2 6	55,494 5 8½	..	37,724 2 11
Maintenance of private lines	1,249 18 11	1,249 18 11
San Francisco contributions, moiety to Sydney	..	249 17 4	5,689 12 11½	5,220 5 0	..	219 10 7½
Consolidated revenue	0 3 0	..	307 9 10	300 18 10	..	6 14 0
Under District Railways Purchasing Act	0 1 9	0 1 9
Postage from London	3,728 8 8	..	4,453 15 6	8,720 10 0	538 5 10	..
Imperial Institute	3 5 1	3 5 1
Customs duties	4 3 1	4 3 1
Profit and loss	6,686 7 7	..	108,352 19 5	97,486 12 2	..	17,552 14 10
Totals	2,009,683 8 1	2,009,683 8 1	8,857,722 15 11	8,857,722 15 11	2,259,000 3 10	2,259,000 3 10

Table No. 6.

SECURITIES, &c., standing in the Name of the Postmaster-General, on Account of the Post-Office Savings Bank Fund, on the 31st December, 1888.

Description of Securities, &c.	Nominal Value.			Value at Cost Price.			Interest and Dividends accrued but not received at Close of Year.		
	£	s.	d.	£	s.	d.	£	s.	d.
Thames Harbour Board Debentures, 6 per cents	4,000	0	0	4,000	0	0	120	0	0
Borough of Thames Debentures, 6 per cents	6,500	0	0	6,500	0	0	191	5	0
Oamaru Harbour Mortgages, 5½ per cents	33,000	0	0	33,000	0	0	760	16	1
Oamaru Harbour Mortgages, 5 per cents	20,000	0	0	20,000	0	0	90	8	3
Borough of Hamilton Debentures, 5½ per cents	6,000	0	0	6,000	0	0	137	8	6
North Rakaia River Bonds, 5 per cents	5,500	0	0	5,500	0	0	114	10	5
Patea Harbour Board Mortgages, 5½ per cents	10,000	0	0	10,000	0	0	79	17	3
Oamaru Corporation Debentures, 7 per cents	5,000	0	0	5,000	0	0	132	6	6
Consolidated Loan 1867 Debentures, 4 per cents	13,000	0	0	12,480	0	0	109	13	11
Immigration and Public Works Loan 1870 Debentures, 4 per cents	173,200	0	0	166,272	0	0	1,461	10	2
Immigration and Public Works Loan 1870 Debenture, 4½ per cents	14,900	0	0	14,527	10	0	141	8	11
Defence Loan 1870 Debentures, 4 per cents	75,000	0	0	72,000	0	0	632	17	6
Defence Loan Debentures, 4½ per cents	5,000	0	0	5,000	0	0	..		
General Purposes Loan, 1873-9, 5 per cents	49,500	0	0	49,500	0	0	108	9	11
General Purposes Loan, 4 per cents	5,200	0	0	4,342	0	0	43	17	7
Westland Loan 1873 Scrip, 5 per cents	50,000	0	0	50,800	0	0	527	7	11
"State Forests Act 1885" Debentures, 5 per cents	8,000	0	0	8,000	0	0	132	12	0
District Railways Purchasing Act Debentures, 4 per cents ..	42,100	0	0	34,145	17	8	419	16	11
"Public Revenues Act 1886" Debentures, 5 per cents ..	38,000	0	0	38,000	0	0	426	17	0
"Public Revenues Act 1886" Debentures, 4½ per cents ..	100,000	0	0	100,000	0	0	1,010	19	2
Oamaru Gas Bonds, 6 per cents	8,800	0	0	8,800	0	0	43	7	11
District Railways Debentures, 4 per cents	34,000	0	0	34,000	0	0	339	1	4
Hokitika Harbour Board Debentures, 6 per cents	10,000	0	0	10,000	0	0	82	3	8
Loans to Local Bodies' Scrip, 5 per cents	175,000	0	0	175,000	0	0	2,729	9	1
Consolidated Stock Scrip, &c., 5 per cents	508,184	0	0	508,184	0	0	2,297	5	5
Consolidated Stock Debentures, 5 per cents	66,400	0	0	66,400	0	0	300	3	4
Immigration and Public Works Loan Guaranteed Debentures, 4 per cents	324,000	0	0	324,000	0	6	1,065	3	8
Deficiency Bills, part of No. 250, 5 per cents	178,200	0	0	178,200	0	0	..		
Greymouth Harbour Board Debentures, 5 per cents	35,000	0	0	35,000	0	0	52	14	9
Post Office Account			1,061	6	3
Totals	2,003,484	0	0	1,984,651	7	8	14,612	18	5

Table No. 7.—DIRECT MAIL SERVICE.

STATEMENT showing the Number of Days occupied in the Delivery of Mails between London and the under-mentioned Places by the Direct Mail Service of the New Zealand Shipping Company.

FROM LONDON VIA PLYMOUTH.

AUCKLAND.			WELLINGTON.			CHRISTCHURCH.			DUNEDIN.			INVERCARGILL.		
Date of Despatch from London.	Date of Arrival in Auckland.	No. of Days.	Date of Despatch from London.	Date of Arrival in Wellington.	No. of Days.	Date of Despatch from London.	Date of Arrival in Christchurch.	No. of Days.	Date of Despatch from London.	Date of Arrival in Dunedin.	No. of Days.	Date of Despatch from London.	Date of Arrival in Invercargill.	No. of Days.
1888.	1888.		1888.	1888.		1888.	1888.		1888.	1888.		1888.	1888.	
January 13	February 29	47	January 13	February 27	45	January 13	February 28	46	January 13	February 29	47	January 13	February 29	47
February 10	March 29	48	February 10	March 25	44	February 10	March 27	46	February 10	March 27	46	February 10	March 28	47
March 9	April 28	50	March 9	April 25	47	March 9	April 24	46	March 9	April 23	45	March 9	April 24	46
April 6	May 21	45	April 6	May 19	43	April 6	May 21	45	April 6	May 21	45	April 6	May 22	46
May 4	June 20	47	May 4	June 17	44	May 4	June 19	46	May 4	June 20	47	May 4	June 21	48
June 1	July 16	45	June 1	July 14	43	June 1	July 16	45	June 1	July 16	45	June 1	July 17	46
June 29	August 16	48	June 29	August 12	44	June 29	August 14	46	June 29	August 15	47	June 29	August 15	47
July 27	September 10	45	July 27	September 8	43	July 27	September 10	45	July 27	September 10	45	July 27	September 11	46
August 24	October 11	48	August 24	October 7	44	August 24	October 8	45	August 24	October 8	45	August 24	October 9	46
September 21	November 8	48	September 21	November 5	45	September 21	November 5	45	September 21	November 3	43	September 21	November 5	45
October 19	December 5	47	October 19	December 3	45	October 19	December 2	44	October 19	December 3	45	October 19	December 4	46
November 16	January 3	48	November 16	January 1	46	November 16	December 31	45	November 16	December 30	44	November 16	December 31	45
December 14	January 31	48	December 14	January 29	46	December 14	January 28	45	December 14	January 27	44	December 14	January 28	45
Maximum	..	50	47	46	47	48
Minimum	..	45	43	44	43	45
Average	..	47'23	44'54	45'31	45'23	46'15

TO LONDON VIA PLYMOUTH.

AUCKLAND.			WELLINGTON.			CHRISTCHURCH.			DUNEDIN.			INVERCARGILL.		
Date of Despatch from Auckland.	Date of Arrival in London.	No. of Days.	Date of Despatch from Wellington.	Date of Arrival in London.	No. of Days.	Date of Despatch from Christchurch.	Date of Arrival in London.	No. of Days.	Date of Despatch from Dunedin.	Date of Arrival in London.	No. of Days.	Date of Despatch from Invercargill.	Date of Arrival in London.	No. of Days.
1888.	1888.		1888.	1888.		1888.	1888.		1888.	1888.		1888.	1888.	
January 9	February 21	43	January 11	February 21	41	January 12	February 21	40	January 11	February 21	41	January 9	February 21	43
February 7	March 19	41	February 8	March 19	39	February 8	March 19	40	February 7	March 19	41	February 6	March 19	42
March 6	April 18	43	March 9	April 18	41	March 7	April 18	42	March 6	April 18	43	March 5	April 18	44
April 3	May 17	44	April 5	May 17	42	April 4	May 17	43	April 3	May 17	44	April 2	May 17	45
May 1	June 11	41	May 3	June 11	39	May 2	June 11	40	May 1	June 11	41	April 30	June 11	42
May 28	July 7	40	May 30	July 7	38	May 31	July 7	37	May 30	July 7	38	May 28	July 7	40
June 25	August 7	43	June 27	August 7	41	June 28	August 7	40	June 27	August 7	41	June 25	August 7	43
July 23	September 5	44	July 26	September 5	41	July 26	September 5	41	July 25	September 5	42	July 23	September 5	44
August 20	October 3	44	August 22	October 3	42	August 23	October 3	41	August 22	October 3	42	August 20	October 3	44
September 17	October 29	42	September 19	October 29	40	September 20	October 29	39	September 19	October 29	40	September 17	October 29	42
October 16	November 25	40	October 18	November 25	38	October 17	November 25	39	October 16	November 25	40	October 15	November 25	41
November 12	December 23	41	November 15	December 23	38	November 14	December 23	39	November 13	December 23	40	November 12	December 23	41
December 10	January 26	47	December 12	January 26	45	December 13	January 26	44	December 12	January 26	45	December 10	January 26	47
Maximum	..	47	45	44	45	47
Minimum	..	40	38	37	40	42
Average	..	42'54	40'38	40'38	41'38	42'92

Table No. 8.—SAN FRANCISCO MAIL SERVICE.
 STATEMENT showing the Number of Days occupied in the Delivery of Mails between London and the under-mentioned Places by the San Francisco Mail Service.

FROM LONDON VIA SAN FRANCISCO.

AUCKLAND.			WELLINGTON.			DUNEDIN.			SYDNEY.			MELBOURNE.		
Date of Despatch from London.	Date of Arrival in Auckland.	No. of Days.	Date of Despatch from London.	Date of Arrival in Wellington.	No. of Days.	Date of Despatch from London.	Date of Arrival in Dunedin.	No. of Days.	Date of Despatch from London.	Date of Arrival in Sydney.	No. of Days.	Date of Despatch from London.	Date of Arrival in Melbourne.	No. of Days.
1888.	1888.		1888.	1888.		1888.	1888.		1888.	1888.		1888.	1888.	
January 25	March 1	36	January 25	March 2	37	January 25	March 4	39	January 25	March 5	40	January 25	March 6	41
February 22	March 31	38	February 22	March 3	40	February 22	March 3	41	February 22	March 4	42	February 22	March 5	43
March 21	April 28	35	March 21	April 30	37	March 21	April 1	38	March 21	April 2	39	March 21	April 3	40
April 19	May 25	34	April 19	May 27	36	April 19	May 28	37	April 19	May 30	38	April 19	May 31	39
May 10	June 23	35	May 10	June 24	36	May 10	June 26	38	May 10	June 28	40	May 10	June 29	41
June 16	July 31	35	June 16	July 23	37	June 16	July 24	38	June 16	July 26	40	June 16	July 27	41
July 14	August 17	34	July 14	August 19	36	July 14	August 21	38	July 14	August 22	39	July 14	August 24	41
August 11	September 15	35	August 11	September 17	37	August 11	September 19	39	August 11	September 20	40	August 11	September 21	41
September 8	October 15	37	September 8	October 17	39	September 8	October 18	40	September 8	October 20	42	September 8	October 22	44
October 6	November 10	35	October 6	November 12	37	October 6	November 13	38	October 6	November 14	39	October 6	November 15	40
November 3	December 9	36	November 3	December 11	38	November 3	December 12	39	November 3	December 14	41	November 3	December 15	42
December 1	1889.		December 1	1889.		December 1	1889.		December 1	1889.		December 1	1889.	
January 5	February 5	35	January 7	February 7	40	January 8	February 9	42	January 10	February 10	40	January 11	February 12	41
December 29	February 5	38	December 29	February 7	40	December 29	February 9	42	December 29	February 10	43	December 29	February 12	45
Maximum	...	38	40	42	43	45
Minimum	...	34	36	37	39	40
Average	...	35.62	37.46	38.85	40.31	41.62

TO LONDON VIA SAN FRANCISCO.

MELBOURNE.			SYDNEY.			DUNEDIN.			WELLINGTON.			AUCKLAND.		
Date of Despatch from Melbourne.	Date of Arrival in London.	No. of Days.	Date of Despatch from Sydney.	Date of Arrival in London.	No. of Days.	Date of Despatch from Dunedin.	Date of Arrival in London.	No. of Days.	Date of Despatch from Wellington.	Date of Arrival in London.	No. of Days.	Date of Despatch from Auckland.	Date of Arrival in London.	No. of Days.
1887.	1888.		1887.	1888.		1887.	1888.		1887.	1888.		1888.	1888.	
December 27	February 5	40	December 28	February 5	39	December 30	February 5	37	December 31	February 5	36	January 2	February 5	34
1888.			1888.			1888.			1888.			1888.		
January 24	March 5	41	January 26	March 5	39	January 27	March 5	38	January 28	March 5	37	January 30	March 5	35
February 21	April 2	41	February 22	April 2	40	February 24	April 2	38	February 25	April 2	37	February 27	April 2	35
March 20	April 30	41	March 21	April 30	40	March 23	April 30	38	March 24	April 30	37	March 26	April 30	35
April 17	May 28	41	April 18	May 28	40	April 20	May 28	38	April 21	May 28	37	April 23	May 28	35
May 15	June 27	43	May 16	June 27	42	May 18	June 27	40	May 19	June 27	39	May 21	June 27	37
June 12	July 22	40	June 13	July 22	39	June 15	July 22	37	June 16	July 22	36	June 18	July 22	34
July 10	August 19	40	July 11	August 19	39	July 13	August 19	37	July 14	August 19	36	July 16	August 19	34
August 7	September 17	41	August 8	September 17	40	August 10	September 17	38	August 11	September 17	37	August 13	September 17	35
September 4	October 14	40	September 5	October 14	39	September 7	October 14	37	September 8	October 14	36	September 10	October 14	34
October 2	November 11	40	October 3	November 11	39	October 5	November 11	37	October 6	November 11	36	October 7	November 11	35
October 30	December 10	41	October 31	December 10	40	November 2	December 10	38	November 3	December 10	37	November 5	December 10	35
November 26	1889.		November 27	1889.		November 30	1889.		December 1	1889.		December 3	1889.	
Maximum	...	43	42	40	39	37
Minimum	...	40	39	37	36	34
Average	...	40.85	39.77	37.77	36.77	34.85

Table No. 9.—PENINSULAR AND ORIENTAL MAIL SERVICE.

STATEMENT showing the Number of Days occupied in the Delivery of Mails between London and the under-mentioned Places by the Packets of the Peninsular and Oriental Line.

FROM LONDON VIA P. AND O. PACKETS.

MELBOURNE.			SYDNEY.			BLUFF.			CHRISTCHURCH.			WELLINGTON.			AUCKLAND.		
Date of Despatch from London.	Date of Arrival in Melbourne.	No. of Days.	Date of Despatch from London.	Date of Arrival in Sydney.	No. of Days.	Date of Despatch from London.	Date of Arrival at Bluff.	No. of Days.	Date of Despatch from London.	Date of Arrival in Christchurch.	No. of Days.	Date of Despatch from London.	Date of Arrival in Wellington.	No. of Days.	Date of Despatch from London.	Date of Arrival in Auckland.	No. of Days.
1888.	1888.		1888.	1888.		1888.	1888.		1888.	1888.		1888.	1888.		1888.	1888.	
Jan. 6	Feb. 6	31	Jan. 6	Feb. 7	32	Jan. 6	Feb. 13	38	Jan. 6	Feb. 15	40	Jan. 6	Feb. 15	40	Jan. 6	Feb. 14	39
Jan. 20	Feb. 27	38	Jan. 20	Feb. 28	39	Jan. 20	March 5	45	Jan. 20	March 6	46	Jan. 20	March 8	48	Jan. 20	March 6	46
Feb. 3	March 9	35	Feb. 3	March 10	36	Feb. 3	March 19	45	Feb. 3	March 20	46	Feb. 3	March 20	46	Feb. 3	March 20	46
Feb. 17	March 23	35	Feb. 17	March 24	36	Feb. 17	April 2	45	Feb. 17	April 3	46	Feb. 17	April 3	46	Feb. 17	April 3	46
March 2	April 5	34	March 2	April 6	35	March 2	April 16	45	March 2	April 17	46	March 2	April 16	45	March 2	April 16	45
March 16	April 16	31	March 16	April 17	32	March 16	April 23	38	March 16	April 24	39	March 16	April 25	40	March 16	April 23	38
March 30	April 29	30	March 30	May 1	32	March 30	May 7	38	March 30	May 8	39	March 30	May 9	40	March 30	May 12	43
April 13	May 18	35	April 13	May 19	36	April 13	May 28	45	April 13	May 30	47	April 13	May 30	47	April 13	May 30	47
April 27	May 31	34	April 27	June 1	35	April 27	June 11	45	April 27	June 13	47	April 27	June 13	47	April 27	June 13	47
May 11	June 11	31	May 11	June 12	32	May 11	June 18	38	May 11	June 19	39	May 11	June 18	38	May 11	June 18	38
May 25	June 28	34	May 25	June 29	35	May 25	July 9	45	May 25	July 10	46	May 25	July 11	47	May 25	July 11	47
June 8	July 9	31	June 8	July 10	32	June 8	July 16	38	June 8	July 17	39	June 8	July 15	37	June 8	July 16	38
June 22	July 26	34	June 22	July 27	35	June 22	August 6	45	June 22	August 7	46	June 22	August 2	41	June 22	August 6	45
July 6	August 11	36	July 6	August 13	38	July 6	August 20	45	July 6	August 21	46	July 6	August 22	47	July 6	August 21	46
July 20	August 20	31	July 20	August 21	32	July 20	August 27	38	July 20	August 28	39	July 20	August 27	38	July 20	August 29	40
August 3	Sept. 7	35	August 3	Sept. 8	36	August 3	Sept. 17	45	August 3	Sept. 18	46	August 3	Sept. 19	47	August 3	Sept. 19	47
August 17	Sept. 21	35	August 17	Sept. 22	36	August 17	October 1	45	August 17	October 2	46	August 17	October 3	47	August 17	October 1	45
August 31	October 3	33	August 31	October 4	34	August 31	October 15	45	August 31	October 16	46	August 31	October 10	40	August 31	October 13	43
Sept. 14	October 19	35	Sept. 14	October 20	36	Sept. 14	October 29	45	Sept. 14	October 30	46	Sept. 14	Nov. 2	49	Sept. 14	October 31	47
Sept. 28	October 29	31	Sept. 28	October 30	32	Sept. 28	Nov. 5	38	Sept. 28	Nov. 6	39	Sept. 28	Nov. 5	38	Sept. 28	Nov. 5	38
October 12	Nov. 18	37	October 12	Nov. 20	39	October 12	Nov. 26	45	October 12	Nov. 27	46	October 12	Nov. 28	47	October 12	Nov. 26	45
October 26	Nov. 26	31	October 26	Nov. 27	32	October 26	Dec. 3	38	October 26	Dec. 4	39	October 26	Dec. 4	39	October 26	Dec. 3	38
Nov. 9	Dec. 15	36	Nov. 9	Dec. 17	38	Nov. 9	Dec. 24	45	Nov. 9	Dec. 25	46	Nov. 9	Dec. 27	48	Nov. 9	Dec. 26	47
Nov. 23	Dec. 26	33	Nov. 23	Dec. 27	34	Nov. 23	Dec. 31	42	Nov. 23	Dec. 31	43	Nov. 23	Dec. 27	48	Nov. 23	Dec. 26	47
Dec. 7	Jan. 12	36	Dec. 7	Jan. 14	38	Dec. 7	Jan. 22	46	Dec. 7	Jan. 23	47	Dec. 7	Jan. 25	49	Dec. 7	Jan. 22	46
Dec. 21	Jan. 25	35	Dec. 21	Jan. 26	36	Dec. 21	Feb. 4	45	Dec. 21	Feb. 5	46	Dec. 21	Feb. 5	46	Dec. 21	Feb. 5	46
Maximum	...	38	39	46	47	49	47
Minimum	...	30	32	39	37	37	38
Average	...	33.73	34.92	42.62	43.77	43.81	43.58

Table No. 10.—ORIENT MAIL SERVICE.
STATEMENT showing the Number of Days occupied in the Delivery of Mails between London and the under-mentioned Places by the Packets of the Orient Line.

FROM LONDON *VIA* ORIENT PACKETS.

MELBOURNE.				SYDNEY.				BLUFF.				CHRISTCHURCH.				WELLINGTON.				AUCKLAND.			
Date of Despatch from London.	Date of Arrival in Melbourne.	No. of Days.		Date of Despatch from London.	Date of Arrival in Sydney.	No. of Days.		Date of Despatch from London.	Date of Arrival at Bluff.	No. of Days.		Date of Despatch from London.	Date of Arrival at Christchurch.	No. of Days.		Date of Despatch from London.	Date of Arrival in Wellington.	No. of Days.		Date of Despatch from London.	Date of Arrival in Auckland.	No. of Days.	
1888.	1888.			1888.	1888.			1888.	1888.			1888.	1888.			1888.	1888.			1888.	1888.		
Jan. 13	Feb. 15	33		Jan. 13	Feb. 16	34		Jan. 13	Feb. 27	45		Jan. 13	Feb. 28	46		Jan. 13	Feb. 28	46		Jan. 13	Feb. 27	45	
Jan. 27	Feb. 29	33		Jan. 27	March 1	34		Jan. 27	March 12	45		Jan. 27	March 14	47		Jan. 27	March 16	49		Jan. 27	March 19	52	
Feb. 10	March 14	33		Feb. 10	March 15	34		Feb. 10	March 26	45		Feb. 10	March 27	46		Feb. 10	March 26	45		Feb. 10	March 26	45	
Feb. 24	March 29	34		Feb. 24	March 30	35		Feb. 24	April 9	45		Feb. 24	April 10	46		Feb. 24	April 10	46		Feb. 24	April 10	46	
March 9	April 11	33		March 9	April 12	34		March 9	April 23	45		March 9	April 24	46		March 9	April 25	47		March 9	April 23	45	
March 23	April 24	32		March 23	April 25	33		March 23	May 7	45		March 23	May 8	46		March 23	May 10	47		March 23	April 9	46	
April 6	May 9	33		April 6	May 10	34		April 6	May 14	38		April 6	May 15	39		April 6	May 16	40		April 6	May 16	40	
April 20	May 31	41		April 20	June 1	42		April 20	June 11	52		April 20	June 13	54		April 20	June 13	54		April 20	June 13	54	
May 4	June 8	35		May 4	June 9	36		May 4	June 18	45		May 4	June 19	46		May 4	June 18	45		May 4	June 18	45	
May 18	June 21	34		May 18	June 22	35		May 18	July 2	45		May 18	July 3	46		May 18	July 3	46		May 18	June 27	40	
June 1	July 5	34		June 1	July 6	35		June 1	July 16	45		June 1	July 17	46		June 1	July 14	43		June 1	July 11	40	
June 15	July 18	33		June 15	July 19	34		June 15	July 23	38		June 15	July 24	39		June 15	July 25	40		June 15	July 24	39	
June 29	August 1	33		June 29	August 2	34		June 29	August 13	45		June 29	August 14	46		June 29	August 12	44		June 29	August 8	40	
July 13	August 16	34		July 13	August 17	35		July 13	August 27	45		July 13	August 28	46		July 13	August 27	45		July 13	August 29	47	
July 27	August 29	33		July 27	August 30	34		July 27	Sept. 3	38		July 27	Sept. 4	39		July 27	Sept. 5	40		July 27	Sept. 5	40	
August 10	Sept. 12	33		August 10	Sept. 13	34		August 10	Sept. 17	38		August 10	Sept. 18	39		August 10	Sept. 19	40		August 10	Sept. 19	40	
August 24	Sept. 27	34		August 24	Sept. 28	35		August 24	Oct. 8	45		August 24	Oct. 9	46		August 24	Oct. 10	47		August 24	Oct. 8	45	
Sept. 7	October 12	35		Sept. 7	October 13	36		Sept. 7	October 22	45		Sept. 7	Oct. 24	47		Sept. 7	October 25	48		Sept. 7	Oct. 24	47	
Sept. 21	October 27	36		Sept. 21	October 29	38		Sept. 21	Nov. 5	45		Sept. 21	Nov. 6	46		Sept. 21	Nov. 5	45		Sept. 21	Nov. 5	45	
Oct. 5	Nov. 8	34		Oct. 5	Nov. 9	35		Oct. 5	Nov. 13	39		Oct. 5	Nov. 15	41		Oct. 5	Nov. 16	42		Oct. 5	Nov. 14	40	
Oct. 19	Nov. 23	35		Oct. 19	Nov. 24	36		Oct. 19	Dec. 3	45		Oct. 19	Dec. 4	46		Oct. 19	Dec. 4	46		Oct. 19	Dec. 3	45	
Nov. 2	Dec. 6	34		Nov. 2	Dec. 7	35		Nov. 2	Dec. 17	45		Nov. 2	Dec. 18	46		Nov. 2	Dec. 13	41		Nov. 2	Dec. 15	43	
Nov. 16	Dec. 22	36		Nov. 16	Dec. 24	38		Nov. 16	Dec. 28	42		Nov. 16	Dec. 29	43		Nov. 16	Dec. 30	44		Nov. 16	Dec. 31	45	
	1889.				1889.				1889.				1889.				1889.				1889.		
Nov. 30	Jan. 3	34		Nov. 30	Jan. 4	35		Nov. 30	Jan. 14	45		Nov. 30	Jan. 15	46		Nov. 30	Jan. 16	47		Nov. 30	Jan. 9	40	
Dec. 14	Jan. 17	34		Dec. 14	Jan. 18	35		Dec. 14	Jan. 28	45		Dec. 14	Jan. 29	46		Dec. 14	Jan. 30	47		Dec. 14	Jan. 28	45	
Dec. 28	Feb. 2	36		Dec. 28	Feb. 4	38		Dec. 28	Feb. 12	46		Dec. 28	Feb. 13	47		Dec. 28	Feb. 16	50		Dec. 28	Feb. 12	46	
Maximum	...	41		42		52		54		54		54	
Minimum	...	32		33		38		39		39		39	
Average	...	34.19		35.31		43.88		45.04		44.85		43.88	

Table No. 10.—ORIENT MAIL SERVICE—continued.

STATEMENT showing the Number of Days occupied in the Delivery of Mails between London and the under-mentioned Places by the Mail Service via Suez and Brindisi.

TO LONDON VIA ORIENT PACKETS.

AUCKLAND.			WELLINGTON.			BLUFF.			SYDNEY.			MELBOURNE.		
Date of Despatch from Auckland.	Date of Arrival in London.	No. of Days.	Date of Despatch from Wellington.	Date of Arrival in London.	No. of Days.	Date of Despatch from Bluff.	Date of Arrival in London.	No. of Days.	Date of Despatch from Sydney.	Date of Arrival in London.	No. of Days.	Date of Despatch from Melbourne.	Date of Arrival in London.	No. of Days.
1887. December 28	1888. February 9	43	1888. ..	1888.	1887. December 31	1888. February 9	40	1888. January 6	1888. February 9	34	1888. January 7	1888. February 9	33
1888. January 10	February 21	42	1888. January 13	February 21	39	1888. January 20	February 21	32	1888. January 21	February 21	31
January 24	March 6	42	1888. January 28	March 6	38	1888. February 3	March 6	32	1888. February 4	March 6	31
February 7	March 24	46	1888. February 10	March 24	43	1888. February 16	March 24	37	1888. February 18	March 24	35
February 22	April 6	44	1888. February 24	April 6	42	1888. March 1	April 6	36	1888. March 2	April 6	35
March 6	April 22	47	1888. March 9	April 22	44	1888. March 15	April 22	38	1888. March 16	April 22	37
March 20	May 4	45	1888. March 24	May 4	41	1888. March 28	May 4	37	1888. March 29	May 4	36
April 3	May 17	44	..	May 17	42	1888. April 6	May 17	41	1888. April 12	May 17	35	1888. April 13	May 17	34
April 17	June 3	47	1888. April 20	June 3	44	1888. April 26	June 3	38	1888. April 28	June 3	36
May 1	June 15	45	1888. May 4	June 15	42	1888. May 10	June 15	36	1888. May 11	June 15	35
May 16	June 26	41	1888. May 19	June 26	38	1888. May 25	June 26	32	1888. May 26	June 26	31
May 31	July 12	42	1888. June 1	July 12	41	1888. June 7	July 12	35	1888. June 8	July 12	34
June 12	July 28	46	1888. June 15	July 28	43	1888. June 21	July 28	37	1888. June 23	July 28	35
June 27	August 10	44	..	August 10	43	1888. June 29	August 10	42	1888. July 5	August 10	36	1888. July 6	August 10	35
July 10	August 25	46	1888. July 13	August 25	43	1888. July 19	August 25	37	1888. July 20	August 25	36
July 24	Sept. 6	44	1888. July 27	Sept. 6	41	1888. August 2	Sept. 6	35	1888. August 3	Sept. 6	34
August 7	Sept. 21	45	1888. August 10	Sept. 21	42	1888. August 16	Sept. 21	38	1888. August 17	Sept. 21	35
August 21	October 7	47	1888. Sept. 7	October 21	44	1888. August 30	October 7	36	1888. August 31	October 7	37
Sept. 4	October 21	47	1888. Sept. 21	November 1	41	1888. Sept. 13	October 21	38	1888. Sept. 14	October 21	37
Sept. 19	November 1	43	1888. Sept. 28	November 17	43	1888. Sept. 28	November 1	34	1888. Sept. 29	November 1	33
October 3	November 17	45	1888. October 5	December 2	43	1888. October 11	November 17	37	1888. October 12	November 17	36
October 16	December 2	47	1888. October 20	December 15	43	1888. October 26	December 2	37	1888. October 27	December 2	36
October 30	December 15	46	1888. November 2	December 29	43	1888. November 8	December 15	37	1888. November 9	December 15	36
November 14	December 29	45	1888. November 16	December 29	43	1888. November 22	December 29	37	1888. November 23	December 29	36
1889. November 27	1889. January 11	45	1889. November 30	1889. January 11	42	1889. December 6	1889. January 11	36	1889. December 7	1889. January 11	35
December 12	January 26	45	1889. December 14	January 26	43	1889. December 20	January 26	37	1889. December 21	January 26	36
Maximum	..	47	43	44	38	37
Minimum	..	41	42	38	32	31
Average	..	44.73	42.5	41.87	35.92	34.81

Table No. 11.

COMPARATIVE TABLE showing the Postal Revenue, and Number of Letters, Post-cards, Books, and Newspapers delivered and posted, within the several Postal Districts, during the Years 1875, 1885, 1887, and 1888.

Postal Districts.	Revenue.	Letters.		Post-cards.		Books.		Newspapers.	
		Delivered.	Posted.	Delivered.	Posted.	Delivered.	Posted.	Delivered.	Posted.
	£ s. d.								
Auckland—	1875	13,133 11 0	782,329	779,617	647,325	326,248
	1885	37,636 12 5	3,776,630	3,206,294	126,646	127,946	277,927	1,400,906	1,339,468
	1887	41,710 14 3	4,159,376	3,644,108	154,752	172,380	490,425	1,776,294	1,687,296
	1888	43,590 17 3	4,393,636	3,717,766	150,358	147,033	480,610	1,860,088	1,757,106
Thames—	1875	1,664 0 6	119,418	109,954	52,223	52,886
	1885	3,887 11 3	369,100	359,550	10,374	11,310	24,674	18,681	240,569
	1887	3,676 4 9	383,058	357,786	8,151	6,916	33,865	36,751	227,110
	1888	3,721 9 8	425,074	345,020	11,869	6,929	42,874	23,426	252,447
New Plymouth—	1875	1,815 9 5	97,040	89,469	72,462	49,632
	1885	3,210 16 4	261,426	225,966	23,179	24,037	34,545	26,676	168,844
	1887	2,883 1 7	283,127	241,735	22,100	21,307	25,831	15,717	158,678
	1888	3,183 3 9	294,983	267,189	18,239	21,073	35,984	14,807	178,022
Gisborne—	1875
	1885	1,545 13 0	153,998	132,210	1,846	2,990	10,699	12,870	115,089
	1887	1,850 17 6	172,549	159,848	1,846	2,600	13,455	14,586	128,401
	1888	1,752 13 10	149,318	152,789	3,705	3,601	19,682	16,198	133,185
Napier—	1875	4,076 19 8	186,993	230,973	128,480	150,750
	1885	7,953 16 0	795,236	711,282	21,203	21,437	75,283	52,286	354,159
	1887	9,360 0 11	966,667	889,564	26,897	30,511	93,470	86,983	447,668
	1888	10,303 4 8	937,950	949,104	28,184	28,015	94,328	124,189	385,697
Wanganui—	1875
	1885	8,219 18 7	872,430	710,775	34,658	36,504	137,956	52,871	441,792
	1887	8,615 11 7	842,439	734,838	46,280	52,546	102,284	75,088	382,135
	1888	9,920 9 5	869,115	871,182	47,554	64,779	143,182	60,100	381,589
Wellington—	1875	51,050 5 8	802,950	922,177	596,768	479,650
	1885	68,085 14 7	2,813,460	2,375,529	66,443	65,104	241,020	387,140	848,601
	1887	74,395 14 0	3,394,807	2,849,847	85,813	85,267	325,247	483,470	1,202,240
	1888	77,357 14 7	3,566,771	3,176,810	94,328	85,072	394,849	481,156	1,142,648
Nelson—	1875	2,399 11 10	205,716	180,707	145,470	111,769
	1885	4,667 18 1	456,222	411,034	10,543	13,234	55,536	35,526	203,346
	1887	5,510 16 3	475,579	506,298	19,448	29,237	59,843	49,972	195,117
	1888	5,731 6 4	443,287	522,405	18,525	25,220	56,225	51,012	189,631
Westport—	1875	1,053 6 2	73,527	57,447	95,237	51,258
	1885	1,432 19 2	121,589	114,699	3,718	2,730	10,634	5,547	45,119
	1887	1,615 16 0	157,411	130,143	4,017	5,512	15,210	11,076	112,632
	1888	1,716 6 8	162,136	140,114	4,628	6,435	17,667	9,464	125,125
Greymouth	1875	2,171 13 7	146,702	167,980	130,734	153,106
	1885	2,920 0 8	266,682	227,929	6,240	5,330	26,546	14,690	190,554
	1887	3,085 13 9	306,171	296,439	7,631	5,018	35,269	23,725	224,523
	1888	3,401 19 8	372,320	319,969	9,620	5,057	45,422	23,998	260,676
Hokitika—	1875	1,816 0 9	121,517	121,743	151,832	68,695
	1885	2,154 3 1	208,975	169,065	6,214	6,071	21,615	10,361	168,766
	1887	2,220 15 6	231,868	182,663	7,904	6,994	25,129	8,476	157,274
	1888	2,091 15 2	196,248	179,296	9,867	8,593	19,747	17,498	153,686
Blenheim—	1875	1,719 9 0	153,723	131,624	153,124	60,787
	1885	2,952 6 0	308,529	242,619	11,479	4,173	31,525	13,936	154,544
	1887	3,091 3 10	303,225	273,299	10,972	4,914	32,019	16,393	163,423
	1888	3,247 11 7	319,904	291,044	12,350	4,628	43,979	12,194	177,125
Christchurch—	1875	17,582 19 8	1,052,071	1,000,864	529,554	295,420
	1885	31,836 10 0	3,212,638	2,848,443	129,549	145,054	266,223	269,438	1,051,934
	1887	34,503 6 2	3,497,156	3,265,600	136,318	173,836	318,682	405,054	949,819
	1888	34,903 19 9	3,426,007	3,285,867	144,001	163,176	332,384	472,940	990,782
Timaru—	1875
	1885	6,454 6 2	783,900	607,516	33,670	33,553	69,593	35,204	234,260
	1887	7,416 3 4	768,612	693,303	43,745	40,781	93,418	82,901	224,523
	1888	7,788 4 6	744,796	672,685	43,511	46,722	100,945	100,802	249,405
Oamaru—	1875
	1885	3,998 7 6	569,101	370,721	15,587	15,990	52,156	26,403	271,180
	1887	3,693 2 9	418,717	350,727	18,265	14,118	40,391	20,839	140,647
	1888	3,895 14 8	425,880	374,777	23,218	15,366	50,102	19,448	142,207
Dunedin—	1875	20,891 5 9	1,106,168	1,343,748	1,142,015	872,706
	1885	32,468 19 10	3,231,124	2,820,025	97,812	119,119	240,499	373,035	1,168,778
	1887	33,781 11 7	3,079,011	3,124,576	113,984	151,212	268,021	475,826	1,061,645
	1888	35,017 15 9	3,083,223	3,176,901	133,913	149,071	356,161	486,824	1,195,558
Invercargill—	1875	3,121 5 9	205,249	238,145	181,133	120,913
	1885	9,873 14 10	1,170,338	924,820	54,561	31,620	94,367	87,438	588,276
	1887	10,234 14 5	1,166,672	1,010,555	49,933	46,488	101,933	69,472	579,046
	1888	10,691 15 8	1,084,668	1,059,786	66,521	52,936	128,089	67,132	634,582
Totals—	1875	122,495 18 9	5,053,403	5,374,448	4,026,457	2,784,820
	1885	229,299 7 6	19,371,378	16,458,477	653,722	666,211	1,670,708	1,595,252	7,685,370
	1887	247,645 9 0	20,666,445	18,711,329	758,056	849,637	2,605,492	2,254,213	8,131,175
	1888	258,316 2 11	20,895,316	19,502,704	820,391	833,706	2,362,230	2,366,078	8,461,453

Table No. 12.

TABLE showing the estimated Number of Letters, Post-cards, Book-packets and Newspapers delivered and posted, within the several Postal Districts of New Zealand, during the Year ended 31st December, 1888.

Postal Districts.	Delivered.				Posted.			
	Letters.	Post-cards.	Books, &c.	Newspapers.	Letters.	Post-cards.	Books, &c.	Newspapers.
Auckland	4,393,636	150,358	480,610	1,869,088	3,717,766	147,033	384,800	1,757,106
Thames	425,074	11,869	42,874	252,447	345,020	6,929	23,426	117,871
New Plymouth ..	294,983	18,239	35,984	178,022	267,189	21,073	14,807	91,013
Gisborne	149,318	3,705	19,682	133,185	152,789	3,601	16,198	71,526
Napier	937,950	28,184	94,328	385,697	949,104	28,015	124,189	328,978
Wanganui	869,115	47,554	143,182	381,589	871,182	64,779	60,190	217,529
Wellington	3,566,771	94,328	394,849	1,142,648	3,176,810	85,072	481,156	1,118,273
Nelson	443,287	18,525	56,225	189,631	522,405	25,220	51,012	149,682
Westport	162,136	4,628	17,667	125,125	140,114	6,435	9,464	61,594
Greymouth	372,320	9,620	45,422	260,676	319,969	5,057	23,998	135,330
Hokitika	196,248	9,867	19,747	153,686	179,296	8,593	17,498	74,620
Blenheim	319,904	12,350	43,979	177,125	291,044	4,628	12,194	80,301
Christchurch ..	3,426,007	144,001	332,384	990,782	3,285,867	163,176	472,940	1,306,136
Timaru	744,796	43,511	100,945	249,405	672,685	46,722	100,802	142,155
Oamaru	425,880	23,218	50,102	142,207	374,777	15,366	19,448	85,254
Dunedin	3,083,223	133,913	356,161	1,195,558	3,176,901	149,071	486,824	1,645,423
Invercargill ..	1,084,668	66,521	128,089	634,582	1,059,786	52,936	67,132	358,605
Totals	20,895,316	820,391	2,362,230	8,461,453	19,502,704	833,706	2,366,078	7,741,396
Previous year ..	20,666,445	758,056	2,065,492	8,131,175	18,711,329	849,637	2,254,213	7,250,148

Table No. 13.

TABLE showing the Number of Letters, Post-cards, Books, &c., and Newspapers delivered by the Letter-carriers from the Post Offices within the several Postal Districts during the Year ended 31st December, 1888.

Postal Districts.	Letters.	Post-cards.	Books, Circulars, &c.	Newspapers.
Auckland	1,499,852	53,325	118,127	299,154
Thames	156,595	8,881	10,429	45,622
New Plymouth ..	129,830	11,654	19,685	81,386
Gisborne	41,633	1,797	5,449	22,598
Napier	206,168	7,859	15,386	43,513
Wanganui	238,488	13,407	25,795	89,890
Wellington	922,402	33,497	84,388	241,753
Nelson	125,159	4,807	11,765	57,612
Westport	37,692	2,247	2,756	18,866
Greymouth	180,084	4,695	9,079	55,115
Hokitika	49,352	3,294	8,914	27,345
Blenheim	74,418	3,841	9,029	39,411
Christchurch ..	1,482,528	66,035	126,376	361,453
Timaru	176,868	14,353	23,845	50,273
Oamaru	97,856	6,348	9,145	26,531
Dunedin	1,033,282	33,075	88,800	289,748
Invercargill ..	249,200	18,736	38,185	80,945
Totals	6,701,407	287,761	607,153	1,831,215
Previous year ..	6,593,713	277,683	593,993	1,736,576

Table No. 14.

TABLE showing the Number of Letters, Book-packets, and Newspapers received from and despatched to Places outside the Colony during the Year ended 31st December, 1888.

	Received.			Despatched.		
	Letters.	Books, &c.	Newspapers.	Letters.	Books, &c.	Newspapers.
United Kingdom—						
Via San Francisco	305,923	278,662	640,858	391,769	55,475	353,192
Via Direct contract packets ..	282,036	254,819	590,721	167,640	22,007	112,638
Via P. and O. and Orient lines ..	34,387	18,192	30,667	5,531	214	187
Via Direct non-contract packets	9,404	9,004	18,008	15,549	3,589	5,522
Australian Colonies	601,492	250,346	715,209	590,359	55,296	415,723
Other places	86,461	46,086	170,430	89,939	16,404	116,533
Totals	1,319,703	857,109	2,165,893	1,260,787	152,985	1,003,795
Previous year	1,168,797	744,493	2,150,134	1,088,298	158,595	1,032,688

Table No. 15.

TABLE showing the Estimated Correspondence posted and delivered, with the Estimated Expenditure and Revenue of the Post Offices, in the several Postal Districts of New Zealand, and of the General Post Office, for the Year 1888.

Postal Districts.	No. of Offices.	Total Estimated Correspondence posted and delivered.				Estimated Expenditure.				Estimated Revenue.		
		Letters.	Post-cards.	Books and Parcels.	Newspapers.	Cost of Conveyance of Mails.	Salaries.	Contingencies.	Total.	From Stamps, &c.	Official Postage.	Total.
NORTH ISLAND.												
Auckland	255	8,111,402	297,391	865,410	3,626,194	£ 3,828 7 3	£ 10,428 0 0	£ 2,411 6 8	£ 16,667 13 11	£ 35,961 1 3	£ 7,629 16 0	£ 43,590 17 3
Thames	38	770,094	18,798	66,300	370,318	£ 1,578 0 0	£ 2,048 2 7	£ 498 15 9	£ 4,124 18 4	£ 3,199 11 6	£ 521 18 2	£ 3,721 9 8
New Plymouth	20	562,172	39,312	59,791	269,035	£ 314 0 0	£ 954 0 0	£ 358 15 7	£ 1,626 15 7	£ 2,484 19 11	£ 698 3 10	£ 3,183 3 9
Gisborne	25	302,107	7,306	35,880	204,711	£ 515 0 0	£ 589 0 0	£ 256 19 4	£ 1,360 19 4	£ 1,430 3 2	£ 322 10 8	£ 1,752 13 10
Napier	58	1,887,054	56,199	218,517	714,675	£ 1,739 14 0	£ 3,002 0 0	£ 423 15 8	£ 5,165 9 8	£ 9,048 16 4	£ 1,254 8 4	£ 10,303 4 8
Wanganui	35	1,740,297	112,333	203,372	599,118	£ 718 1 2	£ 2,518 0 0	£ 139 17 1	£ 3,375 18 3	£ 7,871 10 1	£ 2,048 19 4	£ 9,920 9 5
Wellington	91	6,743,581	179,400	876,005	2,260,921	£ 1,737 0 6	£ 7,492 10 0	£ 2,225 4 11	£ 11,454 15 5	£ 26,037 8 9	£ 51,320 5 10	£ 77,357 14 7
Totals for North Island	522	20,116,707	710,739	2,316,275	8,044,972	£ 10,430 2 11	£ 27,031 12 7	£ 6,314 15 0	£ 43,776 10 6	£ 86,033 11 0	£ 63,796 2 2	£ 149,829 13 2
MIDDLE ISLAND.												
Nelson	43	965,692	43,745	107,237	339,313	£ 1,259 4 0	£ 1,984 10 0	£ 321 17 3	£ 3,565 11 3	£ 4,895 4 4	£ 836 2 0	£ 5,731 6 4
Westport	28	302,250	11,063	27,131	186,719	£ 591 6 0	£ 843 10 0	£ 221 4 6	£ 1,656 0 6	£ 1,320 1 11	£ 396 4 9	£ 1,716 6 8
Greymouth	27	692,289	14,677	69,420	396,006	£ 1,126 0 0	£ 1,480 10 0	£ 216 6 1	£ 2,822 16 1	£ 2,979 5 4	£ 422 14 4	£ 3,401 19 8
Hokitika	35	375,544	18,460	37,245	228,306	£ 1,663 13 0	£ 1,021 16 2	£ 180 11 9	£ 2,866 0 11	£ 1,722 11 2	£ 369 4 0	£ 2,091 15 2
Blenheim	24	610,948	16,978	56,173	257,426	£ 859 10 10	£ 1,188 10 0	£ 364 9 0	£ 2,412 9 10	£ 2,538 4 11	£ 709 6 8	£ 3,247 11 7
Christchurch	159	6,711,874	307,177	805,324	2,290,918	£ 2,901 12 3	£ 8,426 10 0	£ 1,429 2 5	£ 12,757 4 8	£ 32,177 2 5	£ 2,726 17 4	£ 34,903 19 9
Timaru	41	1,417,481	90,233	201,747	391,500	£ 550 18 6	£ 1,702 10 0	£ 163 14 7	£ 2,417 3 1	£ 6,324 14 8	£ 1,463 9 10	£ 7,788 4 6
Oamaru	21	800,657	38,584	69,550	227,461	£ 206 0 0	£ 1,041 0 0	£ 184 14 0	£ 1,431 14 0	£ 3,247 1 4	£ 648 13 4	£ 3,895 14 8
Dunedin	147	6,260,124	282,984	842,985	2,840,981	£ 5,015 7 0	£ 8,592 0 0	£ 1,751 8 11	£ 15,358 15 11	£ 32,410 1 1	£ 2,607 14 8	£ 35,017 15 9
Invercargill	95	2,144,454	119,457	195,221	993,187	£ 1,500 10 10	£ 3,279 0 0	£ 849 3 6	£ 5,628 14 4	£ 9,580 16 2	£ 1,110 19 6	£ 10,691 15 8
Totals for Middle Island	623	20,281,313	943,358	2,412,033	8,157,877	£ 15,674 2 5	£ 29,559 16 2	£ 5,682 12 0	£ 50,916 10 7	£ 97,195 3 4	£ 11,291 6 5	£ 108,486 9 9
General Post Office	£ 60,781 15 7	£ 4,804 0 0	..	£ 65,585 15 7	£ 29,018 16 10	..	£ 29,018 16 10
Totals for the Colony	1,145	40,398,020	1,654,097	4,728,308	16,202,849	£ 86,886 0 11	£ 61,395 8 9	£ 11,997 7 0	£ 160,278 16 8	£ 212,247 11 2	£ 75,087 8 7	£ 287,334 19 9

Table No. 16.

COMPARATIVE TABLE showing the Progress of the TELEGRAPH DEPARTMENT during the Financial Years ended 30th June, 1866, 1867, 1868, 1869, 1870, 1871, 1872, 1873, 1874, 1875, 1876, 1877, 1878, 1879; to the 31st March, 1880, 1881, and 1882; and to the 31st December, 1882, 1883, 1884, 1885, 1886, 1887, and 1888.

Year ended	Number of Miles of Line.	Number of Miles of Wire.	Number of Stations Open.	Number of Telegrams forwarded during the Year.		Revenue derived from Private and Press Messages, Money-order Telegrams, and Incidental Receipts.	Value of Government Messages.	Total Value of Business done during the Year.	Cost of Maintenance of Stations.	Cost of Maintenance of Lines, excluding Australian cable subsidy.	Total Expenditure.	Cost of Maintenance of Lines per Mile.	Tariff in Operation.
				Private, Press, and Provincial Government.	General Government.								
30th June, 1866	699	1,390	13	24,761	2,746	27,407	£ 483 3 2	£ 6,045 2 4	£ 3,934 3 4	£ 2,443 2 11	£ 6,377 6 3	£ 3 9 10	Mileage tariff.
1867	757	1,498	21	55,621	15,331	70,952	3,770 4 8	12,840 14 9	8,017 14 7	2,541 4 11	10,558 19 6	3 7 1	
1868	1,110	2,223	31	72,241	20,244	98,485	6,672 0 3	18,324 3 10	9,489 17 10	5,406 7 3	14,896 5 1	4 17 4	
1869	1,329	2,495	45	106,070	50,097	156,167	13,430 11 9	31,951 2 1	16,266 12 7	8,547 4 9	22,813 17 4	6 8 6	
1870	1,661	2,807	56	122,545	62,878	185,423	17,218 1 4	29,470 7 4	14,206 12 7	14,120 4 10	30,537 12 2	8 9 11	
1871	1,976 (a)	3,247	72	253,582	59,292	312,874	9,876 17 6	32,296 6 2	21,254 4 3	11,344 3 8	32,598 7 11	5 19 6	Mileage tariff in operation up to 1st Sept., 1869; uniform as 6d. tariff from 1st Sept., 1869, to 31st March, 1870; and 1s. tariff from 1st April, 1870.
1872	2,185 (b)	3,823	81	344,524	67,243	411,767	11,043 3 9	39,104 13 9	23,593 9 9	8,558 19 7	32,452 9 4	4 2 3	
1873	2,356 (c)	4,574	93	485,507	83,453	568,960	11,105 2 0	50,786 0 9	27,940 18 10	9,479 5 4	36,520 4 2	4 1 11	
1874	2,530 (d)	5,782	103	645,067	107,832	752,899	12,618 11 6	59,127 10 4	38,801 19 4	15,021 17 11	53,823 17 3	6 3 11	
1875	2,986 (e)	6,626	127	786,237	130,891	917,128	13,679 10 9	68,981 3 0	45,814 11 4	14,240 19 7	60,055 10 11	4 16 4	
1876	3,154 (f)	7,247	142	890,382	160,704	1,051,086	16,154 6 0	78,869 16 4	61,696 14 5	21,974 8 8	82,771 3 1	5 18 10	
1877	3,259 (g)	7,423	155	952,283	172,159	1,124,442	17,024 8 9	82,669 4 0	63,353 10 10	17,931 8 0	81,284 18 10	5 12 11	From 1st November, 1873, address and signature given in free.
1878	3,434 (h)	8,035	182	1,065,481	194,843	1,260,324	19,148 12 4	92,432 14 2	69,340 1 8	18,259 4 9	87,599 6 5	5 10 0	From 1st Jan., 1886, delayed-telegrams posted to addressees immediately after their receipt at offices of destination
1879	3,512 (i)	8,117	195	1,201,982	246,961	1,448,943	20,949 2 2	112,351 2 4	79,502 0 5	17,299 7 10	96,801 8 3	5 0 9	
1880	3,638 (j)	9,333	214	824,734	183,675	1,008,409	19,707 6 3	77,827 9 6	68,651 10 10	14,758 4 5	83,409 15 3	4 3 4	
1881	3,758 (k)	9,387	227	1,058,342	246,370	1,304,712	27,021 3 8	100,023 5 8	78,224 1 8	23,154 8 3	101,378 9 11	4 17 4	
1882	3,824 (l)	9,553	234	1,215,849	222,923	1,438,772	22,737 16 4	101,566 16 0	69,165 5 0	18,292 13 4	87,457 18 4	4 17 4	
1883	3,974 (m)	9,848	264	1,361,817	208,372	1,570,189	20,608 11 11	111,242 3 1	73,554 9 1	22,451 6 3	96,005 15 4	5 17 5	
1884	4,074 (n)	10,037	302	1,379,485	219,917	1,599,400	21,555 19 2	115,378 2 5	73,054 4 6	19,210 6 0	92,264 11 0	4 16 8	
1885	4,264 (o)	10,474	330	1,433,458	220,847	1,654,305	20,855 19 7	116,490 5 0	70,036 6 2	20,041 15 10	90,078 2 0	4 18 4	
1886	4,463 (p)	10,931	375	1,533,406	240,867	1,774,273	24,860 9 0	126,512 17 0	82,482 4 4	20,900 6 2	97,082 10 6	4 15 9	
1887	4,546 (q)	11,178	412	1,583,717	252,549	1,836,266	27,281 4 9	133,919 16 11	77,473 10 7	21,402 18 2	98,875 8 9	4 15 11	
1888	4,646 (r)	11,375	437	1,589,771	245,623	1,835,394	30,205 11 10	136,753 15 10	76,580 10 0	21,321 2 9	97,901 12 9	4 13 9	
1888	4,790 (s)	11,617	473	1,548,233	217,627	1,765,860	23,164 13 11	129,476 5 5	72,201 13 5	23,262 1 0	95,463 14 5	5 0 1	

(a) From this mileage 78 miles to be deducted before computing the cost per mile for maintenance.

(b) From this mileage 109 miles to be deducted before computing the cost per mile for maintenance.

(c) From this mileage 109 miles to be deducted before computing the cost per mile for maintenance.

(d) From this mileage 109 miles to be deducted before computing the cost per mile for maintenance.

(e) From this mileage 109 miles to be deducted before computing the cost per mile for maintenance.

(f) From this mileage 109 miles to be deducted before computing the cost per mile for maintenance.

(g) From this mileage 109 miles to be deducted before computing the cost per mile for maintenance.

(h) From this mileage 109 miles to be deducted before computing the cost per mile for maintenance.

(i) From this mileage 109 miles to be deducted before computing the cost per mile for maintenance.

(j) From this mileage 109 miles to be deducted before computing the cost per mile for maintenance.

(k) From this mileage 109 miles to be deducted before computing the cost per mile for maintenance.

(l) From this mileage 109 miles to be deducted before computing the cost per mile for maintenance.

(m) From this mileage 109 miles to be deducted before computing the cost per mile for maintenance.

Table No. 17.

CASH REVENUE derived from Private and Press Messages, the Value of Government Messages, and the Number of Messages transmitted, in the several Postal Districts of New Zealand, for the Year ended 31st December, 1888.

Postal Districts.	Revenue derived from Private and Press Messages.			Value of Government Messages.			Total Value of Messages of all Codes.			Number of Private and Press Messages.	Number of Govt. Messages.	Total Number of Messages of all Codes.
	£	s.	d.	£	s.	d.	£	s.	d.			
Auckland	12,849	14	0	3,149	3	0	15,998	17	0	241,059	28,811	269,870
Blenheim	1,806	4	7	653	19	7	2,460	4	2	31,234	5,849	37,083
Christchurch	10,568	6	5	1,792	0	4	12,360	6	9	172,370	17,565	189,935
Dunedin	11,643	6	1	2,131	7	4	13,774	13	5	217,667	21,878	239,545
Gisborne	1,306	13	11	409	18	0	1,716	11	11	20,672	4,015	24,687
Greymouth	4,371	18	9	674	11	1	5,046	9	10	71,607	5,706	77,313
Hokitika	1,434	18	6	222	11	6	1,657	10	0	21,663	2,611	24,274
Invercargill	3,887	8	8	850	15	4	4,738	4	0	73,344	9,966	83,310
Napier	5,344	5	2	887	4	8	6,231	9	10	83,799	9,545	93,344
Nelson	2,704	18	4	635	9	3	3,340	7	7	52,550	6,279	58,829
New Plymouth	1,457	9	8	506	16	0	1,964	5	8	26,906	5,044	31,950
Oamaru	1,993	9	4	285	15	6	2,279	4	10	31,510	3,167	34,677
Thames	2,441	9	4	644	11	3	3,086	0	7	44,432	5,221	49,653
Timaru	2,350	8	11	440	10	9	2,790	19	8	43,731	3,884	47,615
Wanganui	3,379	5	6	640	8	10	4,019	14	4	63,413	7,425	70,838
Wellington	11,507	17	2	8,414	5	11	19,922	3	1	317,284	74,082	391,366
Westport	1,904	8	3	825	5	7	2,729	13	10	34,992	6,582	41,574
Totals, 1888	80,952	2	7	23,164	13	11	104,116	16	6	1,548,233	217,630	1,765,863
Totals, 1887	86,005	11	8	30,205	11	10	116,211	3	6	1,589,771	245,623	1,835,394

Table No. 18.

NUMBER OF LETTERS posted in each Postal District during the Year ended 31st December, 1888; Number of Telegrams forwarded in each Postal District during the Year ended 31st December, 1888; and the Proportion of Telegrams to every 100 Letters; together with a similar Return for the previous Year.

Districts.	1887.			1888.		
	Number of Letters.	Number of Telegrams.	Proportion of Telegrams to every 100 Letters.	Number of Letters.	Number of Telegrams.	Proportion of Telegrams to every 100 Letters.
Auckland	3,644,108	301,957	8.28	3,717,766	269,870	7.25
Blenheim	273,299	36,055	13.19	291,044	37,083	12.74
Christchurch	3,265,600	190,076	5.82	3,285,867	189,935	5.78
Dunedin	3,124,576	232,028	7.42	3,176,901	239,545	7.54
Gisborne	159,848	28,632	17.91	152,789	24,687	16.15
Greymouth	296,439	75,815	25.57	319,969	77,313	24.16
Hokitika	182,663	27,146	14.86	179,296	24,274	13.54
Invercargill	1,010,555	84,076	8.31	1,059,786	83,310	7.86
Napier	889,564	110,781	12.45	949,104	93,344	9.83
Nelson	506,298	57,321	11.32	522,405	58,829	11.26
New Plymouth	241,735	34,139	14.12	267,189	31,950	11.95
Oamaru	350,727	32,844	9.36	374,777	34,677	9.25
Thames	357,786	53,977	15.08	345,020	49,653	14.39
Timaru	693,303	43,718	6.30	672,685	47,615	7.07
Wanganui	734,838	86,478	11.76	871,182	70,838	8.13
Wellington	2,849,847	399,170	14.006	3,176,810	391,366	12.31
Westport	130,143	41,181	31.64	140,114	41,574	29.67

Year.	Number of Letters.	Number of Telegrams.	Proportion of Telegrams sent to every 100 Letters.
1888	19,502,704	1,765,863	9.05
1887	18,711,329	1,835,394	9.8
1886	18,188,144	1,836,266	10.09
1885	16,458,477	1,774,273	10.78
1884	16,020,056	1,654,305	10.32
1883	14,834,217	1,599,400	10.78
1882	14,546,748	1,570,189	10.79
1881-82	11,059,677	1,438,772	13.00
1880-81	10,895,998	1,304,712	11.97
1879-80 (for nine months only)	7,065,510	1,008,409	14.27
1878-79	7,374,786	1,448,943	19.64
1877-78	6,078,384	1,260,324	20.71
1876-77	5,540,920	1,124,432	20.29
1875-76	4,731,873	1,051,086	22.21
1874-75	4,059,517	917,218	22.59
1873-74	3,209,837	752,899	23.45
1872-73	2,828,372	568,960	19.76
1871-72	2,418,021	411,677	17.02
1870-71	2,626,947	312,874	11.91
1869-70	2,374,060	185,423	7.81
1868-69	2,749,488	146,167	6.12
1867-68	1,938,578	106,104	5.47

Table No. 19.

ORDINARY and PRESS TELEGRAMS despatched during the Four Quarters ended 31st December, 1887, also for each Quarter of the Year ended 31st December, 1888, and the REVENUE derived from each Class.

Class.	March Quarter.		June Quarter.		September Quarter.		December Quarter.		Totals for Year.	
	Number.	Revenue derived.	Number.	Revenue derived.	Number.	Revenue derived.	Number.	Revenue derived.	Number.	Revenue derived.
1888.		£ s. d.		£ s. d.		£ s. d.		£ s. d.		£ s. d.
Ordinary ..	357,824	18,373 14 2	347,461	17,429 13 6	315,456	16,842 13 3	345,737	18,021 8 3	1,366,478	70,667 9 2
Press ..	40,051	2,109 14 7	49,049	3,019 8 11	43,631	2,792 14 6	49,024	2,362 15 5	181,755	10,284 13 5
Totals ..	397,875	20,483 8 9	396,510	20,449 2 5	359,087	19,635 7 9	394,761	20,384 3 8	1,548,233	80,952 2 7
1887.										
Ordinary ..	384,441	21,837 13 6	340,952	18,925 11 11	327,720	17,067 4 4	361,457	20,145 0 1	1,414,569	77,975 9 10
Press ..	43,801	2,007 10 11	39,514	1,811 1 2	41,736	1,912 18 0	50,151	2,298 11 9	175,202	8,030 1 10
Totals ..	428,241	23,845 4 5	380,466	20,736 13 1	369,456	18,980 2 4	411,608	22,443 11 10	1,589,771	86,005 11 8

Table No. 20.

INSULATION TESTS of the FIRST and SECOND COOK STRAIT CABLES for the Year ended 31st December, 1888, showing the Resistance per Knot after Two Minutes' Electrification in Megohms (British Association Units of Resistance).

First Cook Strait Cable.				No. 1 Wire.	No. 2 Wire.	No. 3 Wire.	Second Cook Strait Cable.				Dielectric Resistance per Knot.
January	125	147	242	January	189
February	123	147	242	February	173
March	119	145	234	March	174
April	Broken.			April	120
May				May	103
June				June	Broken.
July				July	96
August	167	173	363	August	103
September	176	186	380	September	111
October	177	177	366	October	112
November	178	176	360	November	103
December	184	183	377	December	116
				170	171	360					

Table No. 21.

INSULATION TESTS of the WANGANUI and WAKAPUAKA CABLE for the Year ended 31st December, 1888, showing the Resistance per Knot after Ten Minutes' Electrification in Megohms (British Association Units of Resistance). Length of Cable laid, 108.69 Knots.

Date.							Dielectric Resistance per Knot.	Copper Resistance per Knot in Ohms.	Mean Temperature of Sea-bottom calculated from the Observed C.R.
							Twenty Cells.		Deg. Fahr.
January	4,938	10.95	57
February	5,109	10.96	57
March	5,205	11.037	60.25
April	5,313	10.99	58.5
May	5,761	10.85	52.5
June	4,999	10.98	58
July	6,719	10.91	55
August	7,642	10.86	53
September	7,676	10.84	52
October	7,062	10.85	52.5
November	6,405	11.045	61
December	6,143	10.92	55.4

Table No. 22.

COST OF TELEGRAPH LINES, TELEPHONE EXCHANGES, and CABLES throughout the Colony.

Section of Line.	Number of Miles of Line.	Total Cost of Section.	Cost per Mile.
NORTH ISLAND.			
Total, North Island, to 31st December, 1887	2,205	£ 235,020 12 6	£
Expenditure on sundry lines constructed during year 1888 ..	83½	3,926 0 1	47 6 0
Totals	2,288½	238,946 12 7
SOUTH ISLAND.			
Total, South Island, to 31st December, 1887	2,441½	235,510 12 11	£
Expenditure on sundry lines constructed during year 1888 ..	61½	3,549 6 3	58 3 9
Total, South Island, to 31st December, 1888	2,502½	239,059 19 2
Total, North Island, to 31st December, 1888	2,288½	238,946 12 7
Totals	4,790¾	478,006 11 9
Cook Strait cables	82,309 6 10
Telephone exchanges	64,770 18 8
Total	£625,086 17 3

Table No. 23.

RETURN of the NUMBER and AMOUNT of TELEGRAPH MONEY ORDERS ISSUED within the several Postal Districts during the Year ended 31st December, 1888.

Districts.	Number.	Commission.	Amount.
£ s. d.			
Auckland	2,714	135 14 0	10,458 12 0
Blenheim	562	28 2 0	1,725 3 0
Christchurch	1,363	68 3 0	4,751 16 3
Dunedin	1,315	65 15 0	4,648 2 10
Gisborne	434	21 14 0	1,449 16 11
Greymouth	1,537	76 17 0	5,933 15 5
Hokitika	352	17 12 0	1,260 13 3
Invercargill	559	27 19 0	1,801 18 0
Napier	1,376	68 16 0	4,794 1 3
Nelson	474	23 14 0	1,765 12 0
New Plymouth	257	12 17 0	719 8 0
Oamaru	173	8 13 0	568 13 11
Thames	669	33 9 0	2,014 1 8
Timaru	262	13 2 0	818 2 0
Wanganui	790	39 10 0	2,317 17 3
Wellington	2,592	129 12 0	8,363 12 9
Westport	1,035	51 15 0	3,487 9 4
Totals	16,464	823 4 0	56,878 15 10

Table No. 24.

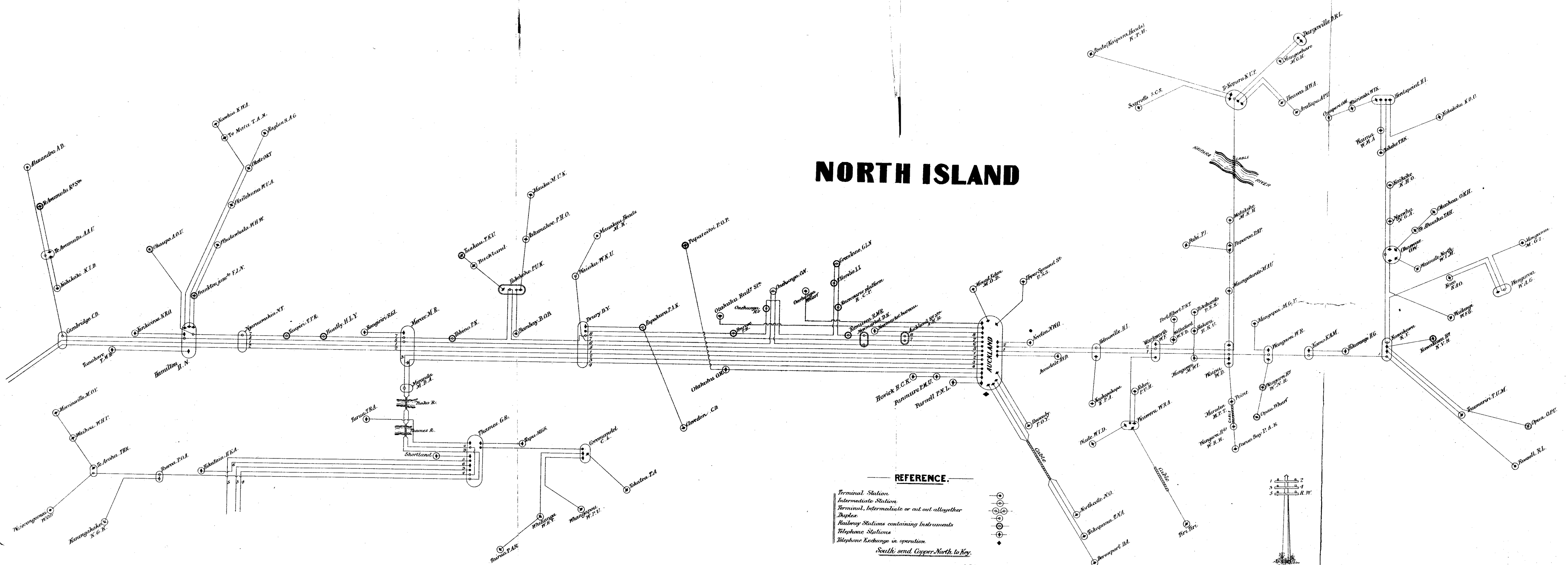
CASH VALUE of SHIPPING and WEATHER TELEGRAMS and AMOUNT chargeable to each Department of the Government for Telegrams transmitted during the Year ended 31st December, 1888.


Department.	Value.
£ s. d.	
Colonial Secretary	1,378 8 8
Customs	2,610 18 4
Defence	1,071 2 0
Judicial	1,902 1 5
Postal	4,800 16 7
Registrar-General	493 12 0
Treasury	1,614 2 9
Public Buildings	1,869 2 1
Shipping Reports	3,290 18 10
Weather Reports	2,600 0 0
General	1,533 11 3
Total	23,164 13 11

[Approximate Cost of Paper.—Preparation, nil; printing, 1,550 copies (exclusive of maps and plans), £31.]

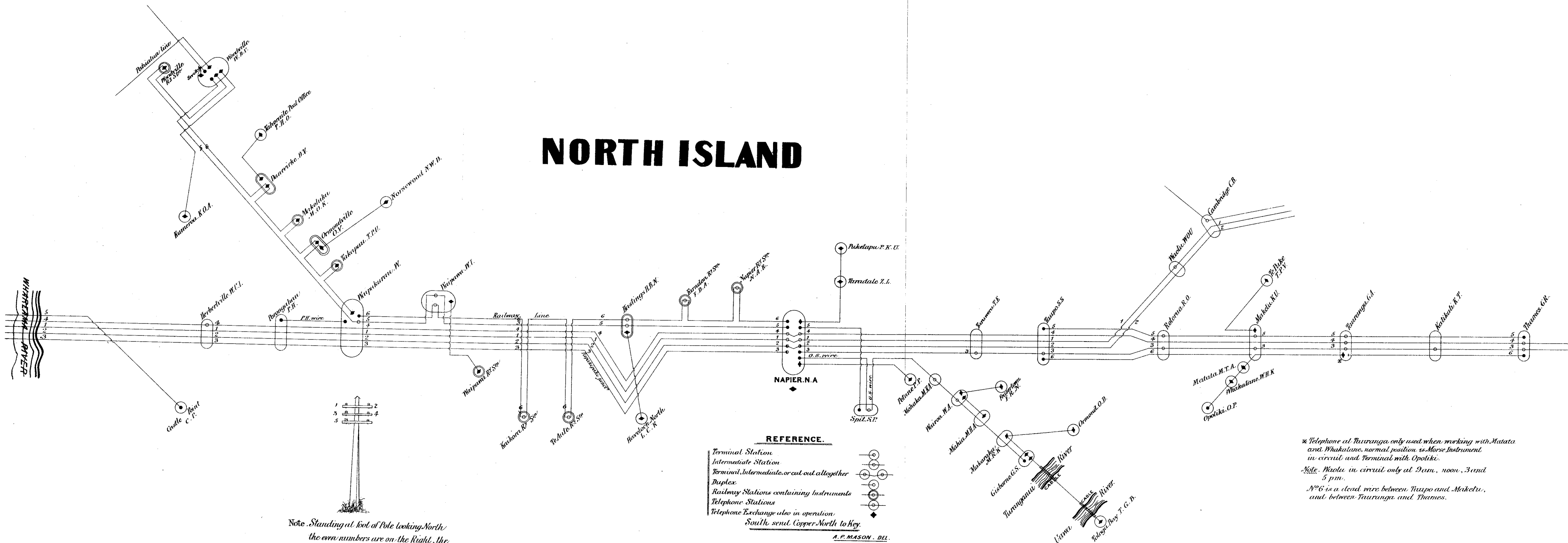
By Authority: GEORGE DIDSBUY, Government Printer, Wellington.—1889.

NORTH ISLAND





NORTH ISLAND



NORTH ISLAND

REFERENCE

Terminal Station

Intermediate Station

Terminal, Intermediate, or cut out altogether

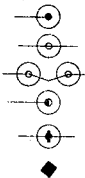
Duplex:

Telephone Station

Telephone Exchange in operation

South send Copper North to Key

A. P. MASON, DEL.



NORTH ISLAND

REFERENCE

Terminal Station
Intermediate Station
Terminal, Intermediate, or cut out altogether
Duplex
Telephone Station
Telephone Exchange in operation

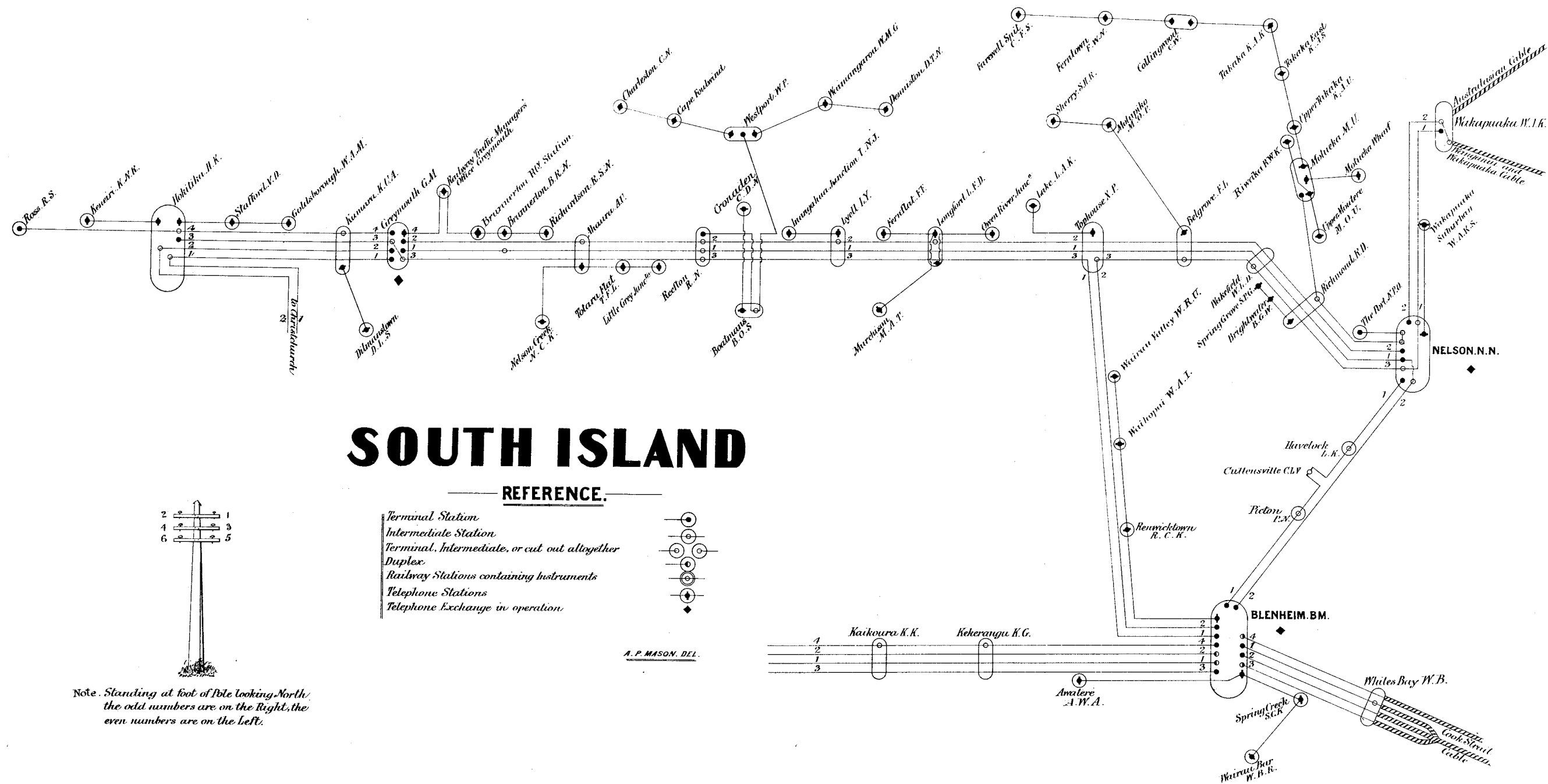
South send Copper North to Key
A. P. MASON, DEL.

Note. Standing at foot of file looking North
Nos 2, 4 & 5 S.B. are on the right and Nos
1, 3 & 5 are on the left.

The map shows a complex network of telegraph and telephone lines across the North Island of New Zealand. The central hub is Wellington, with numerous lines radiating outwards to other major centers like Auckland, Napier, and Dunedin. The network includes various types of stations, from terminal stations to telephone exchanges, and is marked with specific codes and numbers. The map also shows the location of the Cook Strait and the Hauraki Gulf.

Note. Standing at foot of Pole looking North
Nos 2, 4 & 5 B are on the right and Nos
1, 3 & 5 are on the left.

Photolithographed at the General Survey Office, Wellington, N.Z. May, 1889.



Note. Standing at foot of Pble looking North, the odd numbers are on the Right, the even numbers are on the Left.



REFERENCE

- Terminal Station*
- Intermediate Station*
- Terminal, Intermediate, or cut out altogether*
- Duplex*
- Telephone Station*
- Railway Stations containing Instruments*
- Telephone Exchange in operation*

South send Copper North to Key.

A. P. MASON. DEL.

Note. Standing at foot of Bible looking North, the odd numbers are on the Right, the even numbers are on the Left.

