

1888.
NEW ZEALAND.

POST OFFICE AND TELEGRAPH DEPARTMENT

(REPORT OF THE), FOR THE YEAR 1887.

Presented to both Houses of the General Assembly by Command of His Excellency.

SIR,—

General Post Office, Wellington, 6th July, 1888.

I have the honour to submit to your Excellency the report on the Postal and Telegraph Department for the year 1887, with the usual statement of revenue and expenditure to the 31st of March last.

H. A. ATKINSON,

Postmaster-General and Electric Telegraph Commissioner.

His Excellency the Governor of New Zealand.

REPORT.

There has been a considerable expansion in the business of the department.

The cash receipts for the financial year were £311,608 19s., being an increase of £5,148 5s. 5d. or 1·68 per cent. over the receipts for 1886–87. The expenditure was £270,635 10s. 10d. compared with £292,292 13s. 8d. expended the preceding year, a decrease of £21,657 2s. 10d., or 7·40 per cent.

The revenue and expenditure for the year are given in the following statement:—

REVENUE.			EXPENDITURE.		
	£	s. d.		£	s. d.
Stamps used for postage (estimated) ..	157,000	0 0	Salaries	130,095	14 11
Money-order commission collected in the colony	8,507	8 9	Conveyance of mails by sea	66,619	10 10
Money-order commission received from foreign offices	535	12 10	Conveyance of inland mails	27,122	17 6
Private box and bag fees	4,011	10 0	Conveyance of mails by rail	805	5 3
Postage from foreign offices	35,506	13 10	Money-order commission credited to foreign offices	1,244	18 5
Miscellaneous receipts (postal)	2,393	14 0	Maintenance and repairs to telegraph lines, and miscellaneous	44,370	1 5
Ordinary and Press telegrams	83,396	6 0	Cable subsidies	377	2 6
Telephone exchanges	16,881	8 6			
Miscellaneous receipts (telegraph)	3,376	5 1			
			Balance of revenue over expenditure ..	270,635	10 10
				40,973	8 2
	£311,608	19 0		£311,608	19 0

The revenue was £40,973 8s. 2d. in excess of the expenditure. For the previous year the balance in favour of revenue was £14,167 19s. 11d.

But it should be explained that the large balance in favour of revenue for the year was really due to an abnormal decrease in expenditure, more particularly under the head of "Conveyance of Mails by Sea;" and it may be of interest to give the result of a comparison of several of the principal items of last year's receipts and disbursements with those for the previous year.

The ordinary postage increased by £7,500; foreign postage, £7,718 13s. 11d.; telephone exchanges, £1,403 2s. 4d.; and miscellaneous (telegraph), £518 3s.; while in miscellaneous (postal) and ordinary and Press telegrams there was a decrease of £6,366, and £5,581 1s. 10d. respectively. On the expenditure side there was an increase of £908 for salaries; while for conveyance of mails by sea there was the exceptionally large decrease of £18,669 0s. 4d., and on account of maintenance, &c., £3,329 4s. 2d.

Many economies have been carried out during the year. As vacancies in postmasterships occurred by death, resignation, &c., at country offices, where a considerable falling-off in business had taken place, the postal and telegraph duties have been amalgamated with those of the railway, or the telephone substituted for the Morse instrument, and the office transferred to the charge of a local storekeeper or other suitable person, thereby doing away with the services of a special officer.

Economy in this direction has been secured without dispensing with officers on compensation, and the principle will continue to be given effect from time to time.

The Chief Post Office, Wellington, has been made a branch of the General Post Office, and the Chief Postmastership abolished, and the Post and Telegraph offices at Masterton are to be amalgamated, for economical reasons.

A great improvement has been made since the 1st of April last, in the system of payments on account of the expenditure of the department. All payments for services of the Post Office and Telegraph are now made out of imprest advances received from the Treasury, and before the vouchers have been examined in the Audit Office. To make the system complete the Public Revenues Act should be amended in the direction of authorising the payments to be made out of ordinary receipts, to be refunded periodically out of the votes after the payment vouchers have been passed by the Audit and approved by the Treasury. The change has relieved the Treasury of a considerable amount of work, which now devolves on the Post Office, but in a varied form.

Experience, so far, has shown that the change has entailed but little additional labour on the Post Office, while the public appreciate the more prompt payment of their claims.

The value of work performed gratuitously for other departments of the Government service was: official free correspondence, £71,965 6s. 6d.; Government telegrams, £30,205 11s. 10d.—a total of £102,170 18s. 4d. This sum, added to the cash receipts (£311,608 19s.), gives £413,779 17s. 4d. as the gross earnings of the department for the year, or a sum of £143,144 6s. 6d. more than its expenditure.

£22,984 6s. 1d. was expended on telegraph extension and £2,227 7s. on buildings, and charged against the Public Works Fund. £1,656 14s. 4d. was also spent, but out of Consolidated Fund, for repairs, alterations, and additions to office buildings.

39,377,774 letters, posted and delivered, were dealt with.

1,835,394 telegrams of all codes were transmitted.

38 offices were established, 2 reopened, and 11 closed. The total number of offices open at the end of 1887 was 1,118.

23 inland mail services were established, and the total number in existence at the end of the year was 600.

The length of telegraph lines increased by 100 miles. At the end of the year there were 4,646 miles of line and 11,375 miles of wire.

The business of the telephone exchanges did not increase in the same proportion as in the previous year, when there was an increase of 287 subscribers. At the end of last year there were 2,042 subscribers, an increase of 112.

£1,312,151 1s. 5d. was deposited during the calendar year in the Post Office Savings Banks, and the amount standing to the credit of depositors on the 31st December last was £1,813,084 18s. 8d.

The amount of savings-bank funds invested on the 31st December last was £1,740,705 10s.

The three-wire cable again parted on the evening of the 28th March last. Repairs have been effected by the Eastern Extension Company's repairing steamer "Sherard Osborne," which was kindly placed at the disposal of the Government. Advantage has been taken of her presence to under-run about 26 knots of the cable for general repairs, and to relay it in a more southerly and direct line. The repairs were completed on the 30th ultimo.

The question of renewing the Australian-New Zealand cable subsidy was brought under the notice of Parliament towards the close of last session. Government did not see its way to propose a renewal of the subsidy, and no action was taken. This was duly communicated to the Chairman of the Eastern Extension Telegraph Company. Sir John Pender replied in effect that, as the subsidy was not to be renewed, his company had determined to increase the rates from the 1st January, 1888, to 8s. 6d. for the first ten words, and 10d. for each additional word in the place of 6s. for the first ten words, and 7d. for each additional word. The question of the Press rates was to be further considered; and a few weeks later the tariff of 3d. per word (which had already been in force *pro tem.*) was confirmed, and without the necessity of a Government guarantee. Judging from the returns of business the increased rates on ordinary and Government telegrams bring in about sufficient additional revenue to recoup the company the loss of the subsidy. At the last annual meeting of the company the chairman admitted this.

A Postal Conference, at which a series of important postal and telegraph questions affecting Australia and New Zealand were considered, met at Sydney at the beginning of this year. This colony was represented by the Hon. Sir W. Fitzherbert, K.C.M.G., Speaker of the Legislative Council, it having been found impossible for any member of the Government to attend. The thanks of the Government have been conveyed to Sir William for the very able manner in which he represented the colony.

The Conference held its first meeting on the 19th January, but very considerably postponed important questions affecting New Zealand until the arrival of Sir William Fitzherbert, who was unable to reach Sydney until the 22nd.

These included telegraph cable communication and Australian-New Zealand cable rates, Pacific cable, Trans-Pacific mail service, proposed extension of San Francisco mail service, as well as several other matters.

The printed proceedings of the Conference have been laid before Parliament, but it may be mentioned that the question of the New Zealand-Australian cable subsidy and rates was very fully discussed, Sir William Fitzherbert having been requested by the Conference to indicate fully the views of the New Zealand Government on the matter. In course of the discussion it was shown that, on the present estimated value of the cable, the traffic gave the company, on a 6s. per ten words rate, a return of about 10½ per cent. per annum without subsidy; and no subsidy was therefore required. It was also shown that the higher rates which had just been imposed by the company were even less than were charged over other similar lengths of cable.

No direct resolution was proposed in reference to the New Zealand–Australian cable, but the following, on the subject of cable communication with Australasia generally, was carried: “That as all the Australasian Colonies are interested in the maintenance of cable communication with Great Britain, this Conference is of opinion that each of these colonies should contribute, in proportion to the extent of its population, to the subsidies now paid by the contracting colonies to the Eastern Extension Company, and that a like division of cost should be made between all the colonies represented at this Conference of the cables communicating with Tasmania and New Zealand; Great Britain to be requested to contribute towards the subsidy given to the Eastern Extension Company in respect of the cables connected with the traffic with the United Kingdom: Provided always that it is understood that the right to purchase the Australasian cables of the Eastern Extension Company is to be in the hands of the colonies who are now paying, or may consent to pay, the above subsidies in the manner provided, at any time upon giving the company the notice prescribed in the subsidy agreement.”

A resolution was also carried, in the following terms, approving of a survey of a route for a Pacific cable: “That this Conference is of opinion that it is desirable a survey should be made of a suitable route for an ocean telegraph cable by way of the Pacific *via* Vancouver Island, the cost of the survey to be defrayed by Great Britain, Canada, and the Australasian Colonies represented at this Conference: This, however, is not to bind any of the countries named to accept the proposals of the Pacific Cable Company, and that the subject of the resolution be communicated to the various Australasian Governments.”

The other questions more directly affecting New Zealand were—establishing an intercolonial parcel post, exchange of intercolonial postal notes, and an exchange of post cards with the United Kingdom.

The question of uniform postal and telegraph regulations was also discussed, and the matter referred to the heads of departments who were present at the Conference to draw up draft regulations for subsequent consideration of the several Governments. This was done.

The Trans-Pacific mail service question was referred to New South Wales and New Zealand for consideration.

The several questions dealt with by the Conference are now receiving consideration.

With respect to the survey of a route for a telegraph cable between Vancouver and Australia across the Pacific, H.M.S. “Egeria” has commenced a preliminary survey. The Pacific Cable Company, however, will need to take immediate steps for obtaining a complete survey if the Pacific cable is to be an accomplished fact within a reasonable limit of time.

As indicating the feeling of the Imperial Government on the Pacific cable question, the following is extracted from a letter dated the 4th of April last, from the Lords Commissioners of the Admiralty to the Colonial Office, which has been forwarded in a despatch to His Excellency the Governor:—

“H.M.S. ‘Egeria’ is now on the point of sailing from Sydney to perform the important work of clearing up the dangers and fixing the positions of and surveying the islands on the route from New Zealand to Vancouver, a work which my Lords understood was strongly urged by Rear-Admiral Sir George Tryon on the representations of the colonies.

“In the course of this work the ‘Egeria’ has orders to obtain deep soundings which will in two or three years furnish more detailed information than now exists as to the varieties of depths to be expected on the general line of cable.

“To survey a route for a cable to any purpose would, however, entail long searching for the best line, examination of contours of coral islands, and continuous close sounding; and three years’ steady work at that and nothing else would probably not complete the survey.

“The operations on which the ‘Egeria’ is about to be employed will provide for work of immediate value to, and of urgent necessity in connection with, the commerce now springing up; and will also furnish gradually (at a minimum cost) the preliminary information required, and a great part of that directly bearing on the laying of a cable.

“My Lords do not therefore consider that it is advisable to make any alteration in the orders under which the ‘Egeria’ is about to act; and as no vessel can be spared from her hydrographic work in any other part of the world, the question of hastening the survey by providing another vessel must, in their Lordships’ opinion, remain open until Lord Knutsford is able to inform this department that there is a reasonable prospect that the funds for the construction of the submarine cable across the Pacific will be found, and that time is of importance in Imperial interests.

“In reply to the inquiry contained in the last part of your letter, my Lords desire me to state that the annual cost of H.M.S. ‘Egeria’ is about £12,000, and that if a similar vessel is provided especially for the purpose of making a complete survey of the best ocean route and landing-places the cost would be about £36,000. The foregoing estimate is irrespective of the value of the vessel and the cost of fitting her out.”

The following table and return give the number of offices and officers of all classes on the 31st December last:—

Postal Districts.	Post and Telegraph Offices.		Country Post Offices.	Telephone Offices only.	Telephone Exchanges.	Telephone Bureaux.	Clerks and Postal Cadets.		Operators (including Cadets).		Postmasters and Officers in Charge on Permanent Staff.	Letter-carriers.		Messengers (Post Office).	Telegraph Message Boys.	
	Post Offices.	Post and Telephone Offices.					Town.	Country.	Town.	Country.		Town.	Country.		Town.	Country.
Auckland	47	142	51	1	1	13	34	..	23	5	48	16	4	2	16	8
Thames	11	19	7	1	..	6	6	11	2	1	..	4	3
Gisborne	1	19	4	1	..	3	..	1	1
Napier	18	30	8	..	1	..	12	..	23	5	19	3	1	..	6	2
New Plymouth ..	6	12	1	2	..	5	..	6	2	3	2
Wanganui	12	14	8	..	1	2	9	..	11	6	12	3	2	1	4	7
Wellington	23	50	15	2	1	3	44	1	43	13	25	8	3	2	33	7
Blenheim	6	15	2	1	1	..	4	..	34	1	6	1	2	2
Nelson	12	24	7	2	1	..	5	..	9	2	12	2	..	1	4	3
Westport	5	19	5	3	..	5	1	2	1
Greymouth	4	18	4	1	1	8	2	4	2	2	..	3	3
Hokitika	3	28	4	3	..	3	..	3	1	1	..	2	..
Christchurch ..	49	104	6	1	1	1	31	3	29	6	50	15	6	2	16	17
Timaru	17	29	1	..	5	..	6	1	17	2	3	1	3	2
Oamaru	10	8	3	..	1	..	2	..	7	..	10	2	..	1	3	1
Dunedin	39	71	34	3	1	13	34	..	27	6	40	14	3	2	14	4
Invercargill ..	20	64	9	..	1	1	8	..	7	6	20	2	1	2	3	6
Total on 31st Dec., 1887	283	666	168	10	11	33	196	5	247	59	289	77	27	14	121	68
Total on 31st Dec., 1886	288	648	153	10	10	31	191	6	247	70	294	77	27	13	119	82

COMPARATIVE RETURN of OFFICERS of the POSTAL and TELEGRAPH DEPARTMENT for the Years 1887 and 1886.

	1887.	1886.		1887.	1886.
Postmaster-General	1	1	Mail Agent
Superintendent	1	1	Storekeeper and Assistant	2	2
Secretary	1	1	Chief Postmasters	17	17
Inspector of Post Offices ..	1	1	Postmasters and Officers in Charge on Permanent Staff	272	277
Assistant Inspector of Post Offices ..	1	1	Clerks and Cadets	201	197
Accountant	1	1	Operators	306	317
Telegraph Inspectors	3	3	Country Postmasters and Telephonists ..	844	811
Telegraph Sub-Inspectors ..	3	3	Letter-carriers	104	104
Electrician	1	1	Messengers (Post Office)	14	14
Mechanicians	3	3	Linemen	46	47
Clerks in General Post Office—			Telegraph Message Boys	189	201
Secretary's Branch	7	7			
Dead Letter Branch	3	3			
Money Order and Savings Bank Branch ..	15	17	Totals	2,045	2,038
Sorters in Clearing-room	9	7			

POST OFFICE.

There has been a satisfactory increase of business.

The number of letters, post-cards, book-packets and pattern-parcels, and newspapers delivered and posted during the year, compared with the number dealt with in 1886, was as under:—

	1887.	1886.	Increase.
Letters—Delivered	20,666,445	19,896,448	
Posted	18,711,329	18,188,144	
	39,377,774	38,084,592	1,293,182
Post-cards—Delivered	758,056	692,276	
Posted	849,637	741,611	
	1,607,693	1,433,887	173,806
Books and parcels—Delivered	2,065,492	1,747,941	
Posted	2,254,213	1,719,718	
	4,319,705	3,467,659	852,046
Newspapers—Delivered	8,131,175	7,479,209	
Posted	7,250,148	6,844,838	
	15,381,323	14,324,047	1,057,276

The letters increased 3·4, post-cards 12·12, books and parcels 24·57, and newspapers 7·38 per cent.

The increase in 1886 was—letters 6·29, post-cards 8·63, books and parcels 6·18, and newspapers 0·63 per cent.

The average number of letters posted by each person was estimated to be 29·31.

The cash revenue for the financial year was £207,954 19s. 5d., compared with £199,147 7s. 6d. received the previous year, an increase of £8,807 11s. 11d., or 4·42 per cent.

The principal items of increase were : postage (estimated), £7,500, and postage from foreign post offices, £7,718 13s. 11d.; while the miscellaneous receipts were £6,366 less than they were the preceding year.

The expenditure was £172,364 18s. 9d., against £191,750 8s. 3d. expended in 1886–87, a decrease of £19,385 9s. 6d., or 10·11 per cent.

The explanation of this large reduction in the expenditure is, that the payments in 1886–87 for conveyance of mails by sea included far more than the average liabilities of previous years, while the bonus earned by the direct service was over £5,000 more than estimated. The total payments in 1886–87 on account of conveyance of sea mails were £85,288 11s. 2d., against £66,619 10s. 10d. paid last year, a difference of £18,669 0s. 4d.

The estimated value of the free official correspondence was £71,965 6s. 6d., a decrease of £3,641 5s. 5d.

The estimated value of services performed by the post office for the year was, therefore : cash receipts, £207,954 19s. 5d.; official postage, £71,965 6s. 6d.—a total of £279,920 5s. 11d. Deducting the expenditure, £172,364 18s. 9d., and there is a balance of £107,555 7s. 2d. in favour of the department on the year's business.

In addition to the ordinary work performed for the Government Insurance Department, a sum of £12,348 7s. 2d. was received at places where there are no branches of the Bank of New Zealand, and paid over.

The fees collected in respect of the registration of births, &c., amounted to £1,031 6s. 9d.

Fees under the Live Stock Acts, amounting to £14,672 1s., were also received at post offices.

£2,798 was collected in fees for inspection of machinery.

£2,096 property-tax payments, for £253,989, were received at post offices.

£10,171 11s. 1d. was paid on industrial schools boarding-out orders.

Game licenses were issued for £974 13s.

Rates under the District Railways Purchasing Acts, amounting to £197 19s., were also collected.

Deliveries by letter-carriers were extended at Auckland, Dunedin, Gisborne, Taylorville, and Geraldine. The delivery at Ross was abolished.

23 additional Post Office receiving-boxes were established : 10 at Auckland, 2 at Wellington, 1 at Te Aroha, 1 at Greymouth, 1 at Hokitika, 2 at Dunedin, 1 at Maroa, 1 at Mokau, 1 at Westport, 1 at Christchurch, 1 at Oamaru, and 1 at Invercargill.

The total number of pillar, wall, and lamp-post receivers at the close of the year was 282.

6,593,713 letters, 227,683 post cards, 593,993 books, circulars, and parcels, and 1,736,576 newspapers were delivered by letter-carriers.

38 additional post-offices were established, 2 re-opened, and 11 closed during the year, as under :—

Opened.

Alton, Wanganui.
Big Bay (reopened), Hokitika.
Bishopdale, Nelson.
Cameron's Terrace, Greymouth.
Coal Creek, Westport.
Fowler's, Wellington.
Glorit, Auckland.
Gumtown, Auckland.
Greerton, Thames.
Hukerenui, Auckland.
Herekino, Auckland.
Hastwell's, Wellington.
Kaponga, Wanganui.
Kawhia, Auckland.

Kanieri Forks, Hokitika.
Kokiri, Greymouth.
Lower Kokatahi, Hokitika.
Marahau, Nelson.
Maungatapere, Auckland.
Milford Sound, Hokitika.
Manukau, Wellington.
Matawhero (reopened), Gisborne.
Medbury, Christchurch.
Ngahere, Greymouth.
Patoka, Napier.
Patumahoe, Auckland.
Putaruru, Auckland.

Paparata, Auckland.
Queensberry, Dunedin.
Richardson, Greymouth.
Shannon, Wellington.
South Spit, Westport.
Taumutu, Christchurch.
Tapapa, Auckland.
Te Karaka, Gisborne.
Three-mile, Hokitika.
Upper Kokatahi, Hokitika.
Wharoa, Auckland.
Wimbledon, Napier.
Waihopo, Auckland.

Closed.

Grovetown, Blenheim.
Harben, Westport.
Matawhero, Gisborne.
Mackaytown, Thames.

Orewa Falls, Auckland.
Paihia, Auckland.
Puhatikotiko, Gisborne.
Seatonville, Westport.

Taumaranui, Auckland.
Utakura, Auckland.
Waipu Junction, Auckland.

The total number of post offices open at the close of the year was 1,118.

The control of the Hakateramea Post Office has been transferred from the Timaru to the Oamaru Postal District.

The office at Brightwater was removed from the railway-station to a store, and a telephone substituted for a Morse instrument.

The post office, East Oxford, has been placed in the charge of the railway stationmaster.

The names of the following post offices have been changed : Babylon to Parkhurst (Auckland), Te Mawhai to Tokomaru, Wharekahika to Te Awaroa (Gisborne), Canavan's to Orton (Timaru), Albany Street to Dunedin North, Blueskin to Waitati (Dunedin), Arrow River to Arrowtown, Longridge to Balfour (Invercargill).

Government Insurance Agencies were established at the post offices at Nelson Creek, Waimangaroa, Wade, Ngapara, Kirwee, Lincoln, Dunsandel, and Ellesmere.

17 newspapers were registered for transmission by post. The total number on the register in May last was 171.

35 magazines and trade catalogues were also registered ; and the total number registered up to the end of the year was 232.

The Inland Parcel Post was inaugurated on the 1st October last. The manner in which it has been received by the public gives promise that, when it has been thoroughly established and its advantages more generally understood, it will be extensively used. For the six months ended 31st March last, 36,637 parcels were posted, being an average of 6,106 parcels a month.

A Bill has been prepared providing for establishing Foreign Parcel Posts. Should it become law, the intention is to give effect to its provisions as early as practicable.

The amount paid for the carriage of mails by unsubsidised vessels was £5,729 5s. 9½d.

3,459 private boxes were let, which, with the fees on 288 private bags, produced a revenue of £4,019 5s.

FREE OFFICIAL CORRESPONDENCE.

The estimated value of the official or free correspondence for the year is given in the statement underneath:—

Postal Districts.	Letters.		Books.		Value.		Postal Districts.	Letters.		Books.		Value.	
	lb.	oz.	lb.	oz.	£	s. d.		lb.	oz.	lb.	oz.	£	s. d.
Auckland ..	23,486	8	16,063	14	6,970	9 4	Hokitika ..	1,991	8	850	0	559	8 0
Thames ..	1,501	12	2,126	0	473	11 8	Blenheim ..	1,837	0	4,784	0	654	6 8
Gisborne ..	1,003	0	1,107	0	304	7 4	Christchurch ..	8,589	0	12,472	0	2,766	2 8
New Plymouth ..	2,379	9	1,800	0	721	2 3	Timaru ..	3,143	0	2,110	0	910	16 10
Napier ..	2,327	7	5,096	0	950	10 4	Oamaru ..	1,445	7	1,875	0	447	19 0
Wanganui ..	6,127	1	5,595	0	1,825	11 5	Dunedin ..	8,136	6	10,514	4	2,570	8 6
Wellington ..	140,835	11	256,031	0	49,972	13 11	Invercargill ..	3,154	15	2,153	2	913	18 0
Nelson ..	3,730	2	2,620	0	1,091	15 8							
Westport ..	1,382	1	917	8	399	2 8	Totals ..	213,373	12	327,281	10	71,965	6 6
Greymouth ..	1,703	5	1,166	14	493	2 3							

The estimated value of the free correspondence for 1886 was £75,606 11s. 11d.

REGISTERED LETTERS.

The number of registered letters dealt with, compared with the numbers in 1884, 1885, and 1886, is shown below:—

Postal Districts.	1884.			1885.			1886.			1887.		
	From Places beyond the Colony.	Registered in the Colony.	Totals.	From Places beyond the Colony.	Registered in the Colony.	Totals.	From Places beyond the Colony.	Registered in the Colony.	Totals.	From Places beyond the Colony.	Registered in the Colony.	Totals.
Auckland ..	5,803	19,852	25,655	5,890	22,124	28,014	5,346	18,702	24,048	5,996	22,743	28,739
Thames ..	217	2,913	3,130	205	2,879	3,084	212	3,850	4,062	149	2,613	2,762
New Plymouth ..	560	3,266	3,826	675	2,876	3,551	551	2,675	3,226	343	2,653	2,996
Gisborne ..	141	903	1,044	108	922	1,030	111	1,133	1,244	81	1,736	1,817
Napier ..	1,037	4,518	5,555	892	5,453	6,345	934	6,769	7,703	992	6,831	7,823
Wanganui ..	316	4,898	5,214	233	4,500	4,733	185	5,081	5,266	183	3,980	4,163
Wellington ..	3,654	18,250	21,904	4,757	19,218	23,975	4,452	20,942	25,394	5,581	22,148	27,729
Nelson ..	969	3,065	4,034	559	2,432	2,991	326	2,410	2,736	349	2,944	3,293
Westport ..	61	1,290	1,351	45	1,438	1,483	66	2,105	2,171	39	2,318	2,357
Greymouth ..	133	1,911	2,044	125	2,835	2,960	159	3,126	3,285	88	5,636	5,724
Hokitika ..	185	1,333	1,518	173	1,907	2,080	177	2,014	2,191	162	1,726	1,888
Blenheim ..	112	1,397	1,509	181	1,413	1,594	112	1,421	1,533	113	1,514	1,627
Christchurch ..	4,429	17,297	21,726	3,717	13,678	17,395	4,048	13,825	17,873	3,603	15,169	18,772
Timaru ..	341	3,311	3,652	440	3,153	3,593	512	2,942	3,454	405	2,727	3,132
Oamaru ..	228	1,638	1,866	316	1,947	2,263	324	2,048	2,372	256	2,356	2,612
Dunedin ..	4,677	12,192	16,869	5,645	12,737	18,382	6,103	13,069	19,177	4,172	14,760	18,932
Invercargill ..	1,456	7,649	9,105	1,614	6,661	8,275	1,729	8,040	9,769	851	7,035	7,836
Totals ..	24,319	105,683	130,002	25,625	106,173	131,798	25,352	110,152	135,504	23,363	118,889	142,252

The number of unregistered letters detected with money enclosures and compulsorily registered is largely on the increase, notwithstanding the repeated cautions given the public against sending money-letters through the post unless registered. In the hope of more effectually checking the evil, it is the intention to consider the advisableness of reducing the registration fee.

DEAD LETTERS.

The number of unclaimed letters received and disposed of during the under-mentioned years is shown in the following table:—

Manner of Disposal.	1880.	1881.	1882.	1883.	1884.	1885.	1886.	1887.
Opened and returned to the writers ..	60,977	52,038	53,507	69,452	68,942	66,592	66,729	62,847
Returned unopened to other countries ..	10,503	9,372	8,539	8,143	9,134	8,115	8,359	7,287
Reissued	240	159	54	67	107	185	251	96
Destroyed	5,135	3,969	6,189	3,302	3,986	2,872	6,600	5,974
Returned unopened by Chief Post-masters	11,160	12,810	14,378	15,833	17,593	19,187	21,144	20,185
Totals	88,015	78,348	82,667	96,797	99,762	96,951	103,083	96,389

The unclaimed letters dealt with show a decrease of 6·49 per cent. compared with the number disposed of in the previous year.

18,097 book-packets and circulars were returned to foreign countries, 11,941 were returned to

the senders through the Dead Letter Office, and 13,245 were returned by Chief Postmasters: a total of 43,283 book-packets and circulars, against 33,361 in 1886.

The under-mentioned articles of value were found enclosed in letters opened in the Dead Letter Office, and returned to the senders where practicable:—

	£	s.	d.
103 Post Office orders	310	0	8
39 postal notes	14	11	6
18 bank drafts	952	7	9
76 cheques	1,043	14	6
3 dividend warrants	8	13	6
2 promissory notes	115	19	8
Stamps	8	1	8
Bank notes	120	0	0
Gold	9	0	0
Silver and copper	3	0	10½
Representing a total of	£2,585	10	1½

In addition, 1 gold pin with pearl, 1 pair of gold and pearl earrings, 2 silver watches, 1 silver watch and steel chain, 1 silver watch and leather guard, 2 gold rings set with jewels, 1 gold wedding-ring and keeper, 1 plain gold ring, 1 Masonic gold ring, 3 Waterbury watches, 1 set of silver studs, 1 silver bracelet, 1 gold bracelet, 1 lady's silver chain, 1 greenstone pendant (gold-mounted), 1 gold brooch (20-dollar piece), 1 packet of gold dust, 1 silver brooch (Lizzie), 2 packets of New Zealand diamonds were received.

3,744 unclaimed registered letters were dealt with.

12 letters detained for postage were received, 10 of which were subsequently forwarded.

610 newspapers and 241 books and other articles without addresses were also received: of these, 40 were delivered, and 48 book-packets forwarded to London and other countries for return to the senders.

77 letters were posted without addresses.

25 letters with libellous addresses were intercepted.

171 letters were imperfectly and wrongly addressed.

3,945 letters were refused by the addressees.

9 letters were posted with previously-used stamps.

A prosecution, happily of rare occurrence, was instituted against one of the public for affixing to letters previously-used stamps; the offender was found guilty, and sentenced to three months' imprisonment.

BUILDINGS.

Offices have been erected at Herbertville and Rangiora.

The contract for the restoration of the General Post-office was let on the 4th February last, and the work is required to be completed by the 4th May next year.

Repairs, additions, and alterations have been made to the following offices: Onehunga, alterations and repairs; Te Aroha, additions and repairs; Manukau Head, repairs; Napier, addition of strong room; Hawera, restoring building which was damaged by fire; Woodville, additions; Wakapuaka, repairs; Blenheim, repairs; Timaru, repairs; Sydenham, repairs; Ross, repairs; Brunner, alterations and repairs; Greymouth, repairs; Lyell, repairs; Chief Post-office, Dunedin, additions and alterations; Riverton, repairs; Naseby, additions and repairs.

INLAND MAIL SERVICES.

The following are the particulars of the several inland mail services which were in operation during the year:—

Performed by coach and mail-cart	171
" on horseback	273
" on foot	54
" by water	31
" by railway	71
Total number of services	600
Aggregate mileage	9,210
Total number of miles travelled	3,796,174
Cost to the department	£27,003 7s. 11d.
Average cost per mile	1-71d.
The total cost in 1886 was	£28,656 11s. 6d.
And the cost per mile	1-86d.

There was a net increase of 23 services, and 97,203 in the number of miles travelled.

It should be stated that the mails conveyed by railway are carried free of charge to the department.

The following services were established during the year:—

Weekly between Rissington and Patoka.

Twice weekly between Manaia and Kaponga.

Twice weekly between Teremakau and Cameron's Terrace.

Twice weekly between Bombay and Paparata.

Four times weekly between railway-platform, Ball Road, and Alton.
 Weekly between Hokitika and Lower Kokatahi.
 Weekly between Hokitika and Upper Kokatahi.
 Twice weekly between Hokitika and Kanieri Forks.
 Weekly between Auckland, Clevedon, Maraetai, Hikurangi, and Otonga East.
 Twice weekly between Brunnerton and Blackball.
 Twice weekly between Gore and Waikaka Valley.

The frequency of the following services was increased :—

Daily, in the place of thrice weekly, between Devonport and Takapuna.
 Twice, in the place of once, weekly between Marton and Hunterville.
 Twice, in the place of once, daily between Christchurch and Prebbleton.
 Twice, in the place of once, daily between Dunedin, Stirling, and Waihola.
 Thrice, in the place of twice, weekly between Nelson and Owen Reefs.
 Thrice, in the place of twice, weekly between Christchurch and Rotherham.
 Thrice, in the place of twice, weekly between Christchurch and Waiau.

The service between Rees Gorge and Glenorchy has been abolished.

Oteramika is now served by rail instead of by road.

The service between Wanganui and Pipiriki has been reduced from weekly to fortnightly.

The route of the Waipukurau and Herbertville service has been altered so as to serve the office at Wimbledon.

The coach-service between Dargaville and Te Kopuru has been discontinued.

The contracts for the Inland mail-services expire at the end of this year.

MAIL STEAM SERVICES.

The negotiations for a twelve months' renewal of the San Francisco mail-service contract, from November next, have been concluded, the assent of the Government of New South Wales to the renewal, and that of the Imperial Post Office to extend the agreement providing for the free transport of the colonial mails between London and San Francisco, and for the division of the outward postages with the colonies, for the renewed term of contract, having, in the meantime, been secured.

The San Francisco mail-service contract will now terminate in November next year; that for the direct service in the following month.

Inquiries have been made as to the prospects of a Pacific Canadian mail-service. It has been ascertained that the Canadian Pacific Railway Company are desirous of establishing a Pacific service, and that the Canadian Government would be willing to support such a line. But as the suggested service is one intended to serve New Zealand with a branch line from Fiji, the Postmaster-General of Canada has been informed that no Pacific mail-service which did not provide for the main boats calling at New Zealand would receive the support of this colony.

At the time the San Francisco mail contract was entered into it was understood that the United States Post Office agreed to contribute, in excess of the postage-payments for the carriage of the United States mails, a sum of £4,000 a year towards the cost of the service. The tenth clause of the contract provided for the amount being divided equally between the contracting colonies and the contractors—for the contractors to collect the sum from the United States Post Office, and for the colonies to deduct their proportions from their subsidy payments. This has been done; but it is now ascertained that the £4,000 is only £800 a year in excess of the postage-payments. The contractors have, therefore, under the clause of the contract just quoted, a claim for refund of the amounts deducted by the colonies, less two-thirds of the sum of £800, which the colonies are authorised to retain in terms of the contract. After conferring with the Postmaster-General of New South Wales, it has been agreed that the contractors are entitled to a refund from each colony at the rate of £1,066 13s. 4d. per annum from the date the service began.

This has the effect of increasing New Zealand's share of the subsidy from £23,333 6s. 8d. to £24,400 per annum.

The explanation of this is that the telegram forwarded by this department to the Postmaster-General, Washington, in September, 1885, asking for a subsidy of £4,000 a year in addition to the postage-payments, was mutilated in transmission, and misinterpreted by the Washington office. The Postmaster-General, Washington, subsequently declined to increase the payment to the amount originally asked for by this office.

But in the event of the San Francisco service being renewed by the colonies for a term of years, the Postmaster-General of Washington has stated that the contribution from his office may probably be increased to \$30,000 (£6,000) yearly, but conditionally on the service being carried out by American companies, and that the United States be given "the full extent and measure of use of the vessels employed;" and "as full a right to demand the service of such vessels for the despatch of her mails as the Government of New Zealand or any of the colonies shall possess by the contract, and the same right to impose fines or deductions for failure or refusal to comply with any duty under the contract."

Another alteration has been made in the despatch of the San Francisco mails from London, the day having been changed from Wednesday to the following Saturday. This was prompted by a statement made to this office that arrangements had been completed for a fast railway mail-service, in four days eighteen hours, between New York and San Francisco, and that by securing the use of the swiftest vessels (timed to leave Queenstown on the Saturday) for the transport of our mails to New York, a saving of from four to five days in the through transit time might be secured. But the accelerated railway-service has proved altogether delusive, as it has been found that the transit of the mails from New York to San Francisco cannot at present be accomplished much under six days. It is, however, intended to adhere to the Saturday despatch from London, as it is believed a saving of one or two days should be possible, independently of the railway running.

There has been a falling-off in the receipts in respect of the San Francisco service, due mainly to the direct contract steamers conveying a larger proportion of the correspondence than in 1886. In the place of the San Francisco service showing a profit, as in 1886, there is a small loss of £729 5s. 7d. for last year, and this without taking into account any proportion of the refund, previously referred to, which is to be made the contractors. On the other hand, the loss on the direct service is £6,707 12s. 7d., in the place of £11,070 9s. 8d. the previous year.

Both services continue to be performed satisfactorily. The average time, however, by the direct service was longer than for the preceding year; and this was particularly the case with the inward mails, the average time of delivery to the first port of arrival being 44 days, compared with 41·69 days in 1886. The detour to Hobart is the probable explanation of this. The bonus, &c., earned by the direct service was £8,443 6s. 8d., against £12,326 13s. 4d. in 1886. Particulars of the running of both services will be found in the usual table.

The new agreement between the Imperial Post Office and the principal Australian Colonies, for the maintenance of a subsidised weekly mail-service between the United Kingdom and Australia by the steamers of the Peninsular and Oriental and Orient Steam Navigation Companies, has been completed after protracted negotiations, and the new service began on the 1st February last.

The contract is for a period of seven years, and the subsidy, £170,000 per annum, shared equally by the two companies, and payable in the proportion of £95,000 by the Imperial Post Office and £75,000 jointly by New South Wales, Victoria, South Australia, Tasmania, and Western Australia, which have undertaken the contract responsibilities on behalf of the colonies. The £75,000 payable by these colonies is to be divided on the basis of population. For the use of the service by non-contracting colonies the following rates are to be paid: Letters, 25s. 4d. per pound; books and packets, 1s. per pound; and newspapers, 6d. per pound. These payments are receivable by the contracting colonies, and are to be applied in reduction of their respective proportions of the subsidy.

The mails are to be conveyed by the Orient Company from Naples to Adelaide, and *vice versa*, and by the Peninsular and Oriental Company from Brindisi to Adelaide, and *vice versa*. The time allowed between Naples and Adelaide is thirty-two days, and between Brindisi and Adelaide thirty-two and a half days.

Each country or colony retains the postages it collects, but has to provide for the cost of the transport of its mails to destination, including all overland-transit charges, whether on the Australian continent, or through Italy and France.

So far as the new arrangements affect New Zealand they are favourable, as instead of the colony having to pay for the conveyance of both the inward and homeward mails, we are required to defray the cost of the homeward mails only. As by far the greater proportion of the mail-matter conveyed *via* Brindisi and Naples between the United Kingdom and the Colony is despatched from London, our payments for this year should be considerably less than one-half of the amount paid in 1887.

The Chatham Islands quarterly steam-service has been renewed to March, 1889, at the former subsidy of £200 a year.

The service between Hokitika and Southern ports on the west coast of the Middle Island has also been renewed to February next, at a subsidy of £600 a year, or £200 less than paid under the former contract.

The frequency of the Westport and Karamea service has been reduced from four-weekly to once every two months, at a subsidy of £150 a year, a saving of £175. The contract expires in June next year.

The maximum, minimum, and average number of days within which the mails were delivered between London and New Zealand, Sydney, and Melbourne, by the San Francisco and Brindisi services, and also between London and the colony by the direct contract packets, are given below:—

	San Francisco Service.			Direct Service.			P. and O. Line.			Orient Line.		
London to Auckland ..	41	36	37·23	48	45	46·77	48	43	46·12	53	39	44·46
" Wellington ..	43	38	39·00	46	43	44·00	49	40	46·42	52	38	44·85
" Christchurch	47	44	45·31	48	39	45·88	52	39	44·42
" Dunedin ..	44	39	40·62	48	44	45·62
" Bluff	48	45	46·38	46	38	44·58	52	37	43·04
" Sydney ..	46	41	42·03	40	32	36·88	38	29	34·12
" Melbourne ..	47	42	43·31	39	31	35·58	36	28	33·00
Auckland to London ..	39	34	35·77	43	40	41·38	48	43	46·45	50	40	45·18
Wellington " ..	41	36	37·77	42	39	39·69	47	46	46·05	50	47	48·05
Christchurch "	43	38	40·15
Dunedin " ..	42	37	38·77	43	39	40·54
Bluff "	44	40	41·46	47	42	44·12	47	37	42·12
Sydney " ..	43	39	40·77	42	37	39·04	41	30	35·65
Melbourne " ..	45	40	41·77	41	36	38·03	40	29	34·58

The estimated receipts and payments in respect of the San Francisco, Direct contract, and the Suez-Brindisi (Peninsular and Oriental and Orient) services for the year were as follows:—

RECEIPTS and PAYMENTS on account of the San Francisco, Direct, Colombo-Brindisi, and Suez-Brindisi Mail Services for the Year 1887.

<i>San Francisco Service.</i>							
DR.		£		s.		d.	
Subsidy to Contractors	...	23,333	6	8			
Bonus, &c.	1,537	6	8			
Light-dues remitted (charged on Estimates)	...	663	0	0			
Interprovincial service, Mail Agents, &c.	...	4,967	8	7			
CR.							
Postages from London Post Office	...	7,968	8	0	30,501	1	11
Postages collected in the colony	...	16,844	11	1			
Receipts from non-contracting colonies	...	4,958	17	3			
					29,771	16	4
Net cost to the colony						£729	5 7

In 1886 the service yielded a net profit of £2,496 13s. 2d.

221,919 letters, 241,488 books, and 523,523 newspapers were received from, and 344,657 letters, 68,705 books, and 389,010 newspapers despatched to, the United Kingdom, &c., by the San Francisco Service.

Direct Steam Service, New Zealand Shipping Company.

Dr.		£	s.	d.	£	s.	d.
Payments on weight of correspondence...	...	13,566	8	11			
Bonus, &c.	8,443	6	8			
Light-dues remitted (charged on Estimates)	...	936	0	0			
Interprovincial service	...	3,000	0	0			
Cr.					25,945	15	7
Postages from London Post Office	...	13,174	9	3			
Postages collected in the colony	...	6,063	13	9			
					19,238	3	0
Net cost to the colony	...				£6,707	12	7

The estimated net cost of the service for 1886 was £11,070 9s. 8d.

322,105 letters, 219,541 books, and 735,810 newspapers were received from the United Kingdom, &c., by the Direct service, and 147,966 letters, 19,946 books, and 111,202 newspapers despatched.

Colombo-Brindisi, Victorian Packet Service

Dr.		£	s.	d.	£	s.	d.
Payments to Victoria	...	1,400	18	3			
Intercolonial service, &c.	...	138	19	9			
Cr.					1,539	18	0
Postages from London Post Office	...	574	5	5			
Postages collected in the colony	...	384	15	6			
					959	0	11
Net cost to the colony	...				£580	17	1

The following shows the number of letters, books, and newspapers conveyed from and to the United Kingdom, &c., by the Victorian packets: Received, 20,324 letters, 4,651 books, and 34,999 newspapers; despatched, 971 letters, 39 books, and 75 newspapers.

Suez-Brindisi, New South Wales Packet Service.

Dr.		£	s.	d.	£	s.	d.
Payments to New South Wales	...	485	4	3			
Intercolonial service, &c.	...	70	7	0			
Cr.					555	11	3
Postages received from London	...	190	1	3			
Postages collected in the colony	...	127	8	10			
					317	10	1
Net cost to the colony	...				£238	1	2

14,134 letters, 3,624 books, and 20,140 newspapers were received from the United Kingdom, &c., by the Suez-Brindisi service, and 2,246 letters, 56 books, and 152 newspapers despatched.

As the general question of the future of our Ocean Mail services will be considered during the present session of Parliament, the following statements have been prepared showing what would be the probable financial effect were it decided to abolish either the San Francisco or Direct service:—

I.

Direct Service.—Four Weekly.

Statement showing the estimated cost of a four-weekly Mail service between the colony and the United Kingdom by the Direct contract steamers, based on the terms of the existing Direct service contract; on the correspondence conveyed by both Direct and San Francisco services in 1887, and on the assumption that the San Francisco service had been abolished.

Dr.		£	s.	d.	£	s.	d.
Payments on correspondence by weight:							
From United Kingdom, &c....	...	18,020	1	11			
To United Kingdom, &c.	...	13,426	17	5			
Bonus	...	7,000	0	0			
Light-dues	...	936	0	0			
Interprovincial service	...	4,000	0	0			
Cr.					43,382	19	4
Postages from London	...	23,060	5	0			
Postages collected in the colony	...	22,908	4	10			
					45,968	9	10
Net profit to the colony	...				£2,585	10	6

The rates of payment under the Direct Mail service contract are: Letters, 12s. per lb.; books and packets, 1s. per lb.; newspapers, 6d. per lb.

II.

Direct Service.—Fortnightly.

Statement showing the estimated cost of a fortnightly service by Direct steamers, based on existing contract payments and on the correspondence conveyed in 1887 by both Direct and San Francisco services, and on the assumption the latter service were abolished.

Dr.	£	s.	d.	£	s.	d.
Payments on correspondence received from the United Kingdom	18,020	1	11			
Payments on correspondence despatched to the United Kingdom, &c.	13,426	17	5			
Bonus	11,000	0	0			
Light-dues	1,872	0	0			
Interprovincial services	7,000	0	0			
				51,318	19	4
Cr.						
Postages from London	23,060	5	0			
Postages collected in the colony	22,908	4	10			
				45,968	9	10
Net loss to the colony				£5,350	9	6

III.

San Francisco Service.—Four Weekly.

Statement showing the estimated cost of a four-weekly service *via* San Francisco—assuming the Direct service were abolished—based on a continuance of existing payments and receipts and in respect of the correspondence conveyed by both lines in 1887.

Dr.	£	s.	d.	£	s.	d.
Subsidy	23,333	6	8			
Estimated bonus	1,500	0	0			
Light-dues	663	0	0			
Interprovincial service	4,500	0	0			
Mail Agents, &c.	1,700	0	0			
				31,696	6	8
Cr.						
Postages from London	18,542	18	3			
Postages collected in the colony	22,908	4	10			
Receipts from non-contracting colonies	5,000	0	0			
				46,451	3	1
Net profit to the colony				£14,754	16	5

The London Post Office at present provides for the free conveyance of the mails between London and San Francisco.

RETURN showing the several Subsidized Mail Steam Services, the Subsidy Payments for the Year 1887, the Dates when established, and the Date on which each terminates.

Service.	Annual Subsidy or Payment.	Duration of Service.		Number of Voyages per Annum.	Mileage for Complete Voyage.	Cost per Mile.
		When established.	When terminated or when terminable.			
	£ s. d.					£ s. d.
Auckland and San Francisco	23,333 6 8	Nov., 1885	Nov., 1889*	13	11,916	0 3 0.15
Direct Steam Service	22,095 19 2	Dec., 1884	Dec., 1889	13	23,019	0 1 5.72
Auckland and Fiji	1,690 0 0	June, 1880	..	13	2,334	0 1 1.37
New Zealand and South Pacific Islands	1,200 0 0	June, 1885	..	8	6,992	0 0 5.15
New Zealand and Chatham Islands	200 0 0	..	March, 1889	4	1,050	0 0 11.43
Helensville and Matakohē	450 0 0	Jan., 1881	Dec., 1888	52	118	0 0 4.53
Helensville and Dargaville	125 0 0	Dec., 1884	Dec., 1888	104	170	0 0 4.81
Auckland and Great Barrier Island	250 0 0	Sept., 1886	Sept., 1887	52	120	0 0 6.52
Onehunga and Rawene	200 0 0	..	Dec., 1888	26	354	0 0 5.13
Nelson and Golden Bay	200 0 0	72	130	0 0 5.13
Hokitika, Bruce Bay, Paringa, Haast River, Okuru, Okarito, and Jackson's Bay	600 0 0	Jan., 1886	Feb., 1889	6	280	0 7 1.71
Westport and Karamea	150 0 0	June, 1886	..	13	102	0 2 3.15
Bluff and Stewart Island	200 0 0	July, 1886	June, 1888	52	40	0 1 11.08
Interprovincial Service in connection with San Francisco Line	4,500 0 0	Nov., 1886	Nov., 1889
Interprovincial Service in connection with Direct Steamers	3,000 0 0	Dec., 1884	Dec., 1889

* Extended for twelve months from November, 1888.

MONEY-ORDERS.

Eighteen money-order offices were opened during the year—viz., Lincoln, Campbelltown, Kelso, Makikihi, Pahiatua, Bealey, Cape Foulwind, Richardson, Ashurst, Macrae's Flat, Makatoka, Mauku, Alford Forest, Hanmer Plains, Omapere, Waharoa, Hyde, and Maungakaramea.

Two money-order offices—Matanata and Barrytown—were closed.

The total number of money-order offices open at the end of the year was 293.

There were issued 159,597 money-orders, for £555,744 13s. 5d., against 155,680, for £547,755 2s. 9d., in 1886, and 188,622, for £581,395 8s. 9d., in 1885. As explained in the last report the falling off in 1886 was mainly due to the increased use made of postal notes.

133,910 orders, for £482,437 17s. 4d. were paid, against 129,242 orders, for £471,185 7s., paid in 1886.

The number of money-orders issued for payment in the United Kingdom, the Australian Colonies, the United States, Canada, &c., as well as on the Continent of Europe, and other foreign places through the London Post Office was 40,488, for £129,549 19s. 8d. There were 15,297 orders, for £56,677 18s. 5d., received from places outside the colony for payment in New Zealand. The balance against the colony on Money-order Account was therefore £72,872 1s. 3d. In 1886 the balance against the colony was £76,316.

There were 16,899 telegraph money-orders issued for £61,389 15s. 1d., against 16,568 orders for £62,048 7s. 10d., in 1886.

The revenue derived from money-order commission was £8,532 10s. 5d.

The exchange of money-orders with foreign countries through the medium of the London Post Office resulted in an increase of 221 orders for the year.

POSTAL NOTES.

The business in postal notes continues to expand in a marked degree.

Of these notes 114,526, of the value of £45,950 17s. 7d., were sold, compared with 83,389, for £34,980 6s. 9d., in 1886.

There were 113,607 postal notes, for £44,835 17s. 6d., paid.

The commission derived from the sale of postal notes amounted to £856 4s. 3d., an increase of £216 0s. 8d. over that for 1886.

SAVINGS-BANKS.

The number of offices open at the end of the year for the transaction of savings-bank business was 283.

Fourteen offices were established and two were closed.

20,368 new accounts were opened, against 21,671 in 1886; and 15,515 accounts were closed, against 16,757 the previous year.

The following table gives the total number of open savings-bank accounts on the 31st December, 1887, classified according to the balances; and the number of such accounts compared with the number at the end of 1886:—

Postal District.	Not exceeding £20.	Exceeding £20 and up to £50.	Exceeding £50 and up to £100.	Exceeding £100 and up to £200.	Exceeding £200 and up to £300.	Exceeding £300 and up to £400.	Exceeding £400 and up to £500.	Exceeding £500.	Total.
Auckland	7,349	1,043	624	446	141	34	15	21	9,673
Blenheim	1,257	178	108	66	11	3	1	..	1,624
Christchurch	12,985	1,754	1,155	733	225	63	23	23	17,016
Dunedin	10,086	1,607	967	660	167	41	21	14	13,563
Gisborne	501	79	41	23	6	2	2	1	655
Greymouth	1,445	240	149	104	32	7	7	4	1,988
Hokitika	716	109	90	39	23	1	0	1	979
Invercargill	2,229	375	207	118	39	13	4	3	2,988
Napier	2,603	455	211	164	37	6	5	1	3,432
Nelson	2,189	249	177	116	27	13	4	0	2,775
New Plymouth	1,175	187	113	64	26	6	6	6	1,588
Oamaru	1,053	204	125	104	25	5	5	..	1,521
Thames	1,880	237	159	100	28	9	2	1	2,416
Timaru	1,820	327	188	110	28	3	3	4	2,433
Wanganui	2,472	341	186	104	33	11	2	8	3,157
Wellington	9,502	1,624	807	533	154	44	32	14	12,760
Westport	781	131	69	47	19	5	3	1	1,056
Total	60,043	9,140	5,381	3,631	1,021	266	140	102	79,724
Totals for 1886	57,368	8,243	4,852	3,112	883	219	117	77	74,871

The open accounts with balances up to £200 increased by no less than 4,620, while there was a decrease of 233 in the number of accounts with larger balances.

136,197 deposits, amounting to £1,312,151 1s. 5d., were received during the year, the average amount of each deposit being £9 12s. 8d. In 1886 the average was £9 0s. 11d. 89,962 withdrawals for £1,182,409 7s. 6d. were made, the average of each being £13 2s. 10d. The average in 1886 was £14 19s. 8d.

The deposits exceeded the withdrawals by £129,741 13s. 11d., while for the previous year the withdrawals were in excess of the deposits by £87,881 19s. 5d.

This satisfactory state of the Post Office Savings Bank business is being maintained. For the five months ended 31st ultimo the deposits exceeded the withdrawals by no less than

£102,810 3s. 3d., and during May last the unprecedentedly large sum of £150,796 13s. 3d. was deposited.

The interest credited depositors during the year was £67,363 15s. 3d., against £65,825 9s. 6d. in 1886.

The total amount of interest credited depositors since the Post Office Savings Banks were established in February, 1867, to the 31st December last, has been £684,505 17s. 1d.

The average cost of each savings-bank transaction, deposit or withdrawal, for the year was 4½d., and for the whole period of the existence of the Post Office Savings Banks, 6d.

The number of new accounts opened during 1887 by means of stamps affixed to cards, the total number of such accounts open, and the amount at credit on the 31st December last, are given in the following table :—

Postal District.	No. of new Accounts opened during 1887.		No. of Accounts open on 31st December, 1887.		Amount at Credit of Accounts open on 31st December, 1887.		
					£	s.	d.
Auckland	...	10	...	106	...	61	0 2
Blenheim	...	33	...	105	...	36	8 0
Christchurch	...	12	...	609	...	776	19 6
Dunedin	...	23	...	373	...	103	1 8
Gisborne	13	...	7	10 2
Greymouth	12	...	7	12 8
Hokitika	4	...	0	14 0
Invercargill	...	2	...	27	...	11	4 3
Napier	85	...	30	3 8
Nelson	...	22	...	390	...	644	1 7
New Plymouth...	...	1	...	90	...	19	15 0
Oamaru	...	5	...	94	...	94	13 11
Thames	...	15	...	183	...	111	14 3
Timaru	...	8	...	136	...	120	8 9
Wanganui	...	6	...	73	...	56	11 10
Wellington	...	123	...	496	...	93	9 9
Westport	...	1	...	32	...	23	9 8
Totals, 1887	...	261	...	2,828	...	£2,198	18 10
Totals, 1886	...	936	...	3,172	...	£2,000	7 2

It will be observed that there was a decided falling-off last year in this class of deposits, but the fact that even 261 new accounts were opened must afford some satisfaction to those who take a special interest in the saving of pence by children.

TELEGRAPHS.

There were 1,835,394 telegrams of all codes transmitted, a decrease of 872 telegrams on the number transmitted in 1886.

1,414,539 ordinary and delayed telegrams were forwarded, of the value of £77,975 9s. 10d. The number dealt with in 1886 was 1,415,794, for £80,748 6s. 6d.

175,202 Press telegrams were sent, for which £8,030 1s. 10d. was received, an increase over last year of 7,279 messages, and of £393 6s. 9d. in amount.

The comparative number and value of telegrams of all codes transmitted during the calendar years 1887 and 1886 are given below :—

	Ordinary and Delayed Telegrams.				Press Telegrams.				Government Telegrams.			
	Number.	£	s.	d.	Number.	£	s.	d.	Number.	£	s.	d.
1887	1,414,569	77,975	9 10		175,202	8,030	1 10		245,623	30,205	11 10	
1886	1,415,794	80,748	6 6		167,923	7,636	15 1		252,549	27,281	4 9	

The telegraph cash receipts for the financial year ended the 31st March last, including telephone-exchange subscriptions, private-wire rents, &c., were £103,653 19s. 7d., against £107,313 6s. 1d. the previous year.

The expenditure for the same period (exclusive of £22,984 6s. 1d. charged against loan on account of construction) was £98,270 12s. 1d., against £100,542 5s. 5d. in 1886-87.

The value of the services performed by telegraph (including the cost of Government messages, £30,205 11s. 10d., and a sum of £844 19s., fees collected on money-order telegrams, but not paid over) was £134,704 10s. 5d. This gives a credit balance of £36,433 18s. 4d., or 5·97 per cent. on the capital cost, on the year's transactions.

32,226 urgent telegrams, of the value of £4,028 5s., were forwarded, a decrease of 6,609 in number, and of £638 9s. in value.

There were 479,670 delayed telegrams transmitted, against 415,977 dealt with the previous year, and 265,422 in 1885.

The very marked increase in the number of delayed telegrams transmitted during the last two years is in a great measure due to the regulations issued in January, 1886, authorising telegrams of this class to be forwarded whenever the wires were not otherwise engaged. The concession has been largely taken advantage of both in town and country. Country office wires are seldom worked at their full capacity. A delayed telegram thus secures almost the same promptness in transmission over these wires as the shilling or ordinary message; and the public have not been slow to recognise the advantages of the system under such conditions. The depressed times have also caused a more extended use of the delayed code for general purposes than otherwise would have been the case.

That the delayed telegrams are now decidedly taking the place of the ordinary messages is to be gathered from the fact that in 1884 the proportion of delayed to ordinary telegrams was about one-fifth, while last year it increased to over one-half. The actual result of this increased use of the delayed system has been to add largely to the work of the department, at the expense of its revenue; and it will become a question for consideration whether or not some amendment should be made in the existing regulations.

Government telegrams were 6,926 less in number, but £2,924 7s. 1d. greater in value.

The number of telegrams to each hundred letters posted for delivery in the colony was 10·19, compared with 10·09 in 1886.

There were 16,899 money-order telegrams issued, for £61,389 15s. 1d. The commission amounted to £1,023 3s., and the fees to £844 19s. Compared with the previous year, there was an increase of 331 orders. The number and value of money-order telegrams forwarded from offices within the several postal districts will be found on Table 25.

A telegraph office (Morse) has been opened at the Milburn Railway-station.

At the following places the telegraph offices have been closed: Dunedin Railway, Milburn Railway, and Waitakerei.

The designation of the office at Greytown (Dunedin) was changed to Greytown South, and Arrow to Arrowtown.

Telephone offices were opened at Berwick, Blackstone Hill, Broad Bay, Cambrians, Campbelltown North, Hamilton's, Hyde, Kai Iwi, Kumeroa, Kyeburn, Matakoho, Mauku, Midhirst, Nightcaps, Otakaia, Pahautanui (re-opened), Patumahoe, Pihama, Porirua, Prebbleton, Queensberry, Richardson, Shortland, Springston, Springston Station, Tahoraite, Te Ahuahu, Tologa Bay, Waerangahika, Wairio, and Woodville Railway.

Bureau offices were established at Kai Iwi and Broad Bay.

At the close of the year there were 200 offices connected by telephone.

The number of offices, both telegraph and telephone, open at the end of the year was 437, an increase over the number in 1886 of 31 offices.

There are 33 bureau offices now open in connection with telephone exchanges.

The offices at Manutahi and Takapau are worked by telephone instead of by Morse instrument; while at Danevirke the Morse instrument has replaced the telephone.

A very large number of telegraph offices have been closed between 7 and 8 p.m. since the 1st of April last.

The number of miles of line maintained was 4,646, an increase of 100 miles. The average cost for maintenance per mile was £4 13s. 9d., as against £4 15s. 11d. the previous year.

The expenditure out of loan for telegraph extension was £22,984 6s. 1d.

TELEPHONE EXCHANGES.

The increase in the number of subscribers to the several exchanges for the financial year ended 31st March last is given below:—

				Mar. 31, 1887.		Mar. 31, 1888.
Auckland	425	...	439
Napier	94	...	104
Wanganui	113	...	81
Wellington	366	...	402
Nelson	71	...	64
Blenheim	45
Christchurch	299	...	332
Timaru	62	...	60
Oamaru	47	...	47
Dunedin	500	...	515
Port Chalmers	14
Invercargill	65	...	57
Bluff	6
				2,042		2,166

An increase of 124 subscribers for the year.

The capital expended on the telephone exchanges up to the 31st March last amounted to £57,595.

The following return gives the capital cost, working expenses, and revenue of the Telephone Exchanges since established:—

RETURN showing the CAPITAL COST, WORKING EXPENSES, and REVENUE of the TELEPHONE EXCHANGES, Year by Year from the Date of their Establishment.

Exchange.	Date of Establishment.	No. of Connections.	Annual Gross Revenue.		Capital Cost for Wire, Instruments, Poles, Labour, Freight, Superintendence, &c.		Wire Laid.		Gross Working Expenses, including 10 per cent. for wear and tear.	Total net Revenue, i.e., Balance of Revenue over Working Expenses.	Annual Rate per cent. yielded by Capital Cost.		
			Amount of Subscriptions received during the Year.	Average Amount of each Subscription.	Average for each Connection.	Total for all Connections.	No. of Miles.	Average Cost per Mile.					
			£	s. d.	£	s. d.	£	s. d.	£	s. d.			
Auckland	..	439	3,666	9 8	8 7 0	25 5 7½	11,098	15 6	2,152	15 9	1,513	13 11	13.64
Napier..	..	104	791	1 6	7 12 1	22 6 10½	2,323	17 0	466	5 8	324	15 10	13.94
Wellington	..	402	2,609	5 2	6 9 9	32 9 7	13,057	0 7	2,331	12 0	277	13 2	2.12
Blenheim	..	45	365	11 6	8 2 5	30 7 4½	1,366	13 4	353	11 4	12 0	2	0.87
Nelson	..	64	542	8 8	8 9 6	19 12 0	1,254	8 4	358	8 9	183	19 11	14.59
Christchurch	..	332	2,714	5 1	8 3 6	21 17 8½	7,266	0 4	1,683	13 11	1,030	11 2	14.17
Timaru	..	60	475	5 10	7 18 5	15 15 9½	947	8 10	332	13 10	142	12 0	14.88
Oamaru	..	47	364	0 5	7 14 10	20 19 5½	985	13 9	281	11 3	82	9 2	8.28
Dunedin	..	515	4,175	4 9	8 2 2	22 16 10½	11,764	9 1	2,282	19 0	1,892	5 9	16.8
Invercargill	..	63	457	13 11	7 5 4	16 9 0½	1,036	9 10	339	0 10	118	13 1	11.33
Wanganui	..	81	720	2 0	8 17 10	27 0 0	2,187	1 9	455	10 8	264	11 4	12.7
Total for year ending 31st March, 1888	..	2,152	16,881	8 6	7 16 10	24 15 2	53,287	18 4	11,038	3 0	5,843	5 6	10.96
Total for year ending 31st March, 1887	..	2,042	15,477	16 2	7 11 7	21 16 6	44,566	16 5	9,807	3 7	5,670	12 7	12.67
Total for year ending 31st March, 1886	..	1,710	12,294	1 2	7 3 8	21 16 8	37,319	12 1	8,985	0 5	3,309	0 9	8.86
Total for year ending 31st March, 1885	..	1,075	10,008	3 6	9 6 2	..	23,461	17 6	6,181	0 0	3,827	3 6	16.31
Total for year ending 31st March, 1884	..	715	7,746	16 7	10 16 8	..	15,604	17 6	3,375	0 0	4,371	16 7	23.01
Total for year ending 31st March, 1883	..	379	5,014	9 2	13 1 5	..	8,271	13 6	2,317	0 0	2,637	9 2	32.62
Total for year ending 31st March, 1882	..	116	613	5 2	5 5 8	..	2,531	14 0	963	0 0

NOTE.—Excluding the estimated cost of superintendence, inspection, &c., and the value of the instruments and material in stock, the total capital cost was £49,407 5s.

The number of private wires increased from 77 to 82; the receipts, however, decreased from £1,124 10s. 8d. to £1,122 19s. 6d.

The work undertaken and proposed to be carried out in the several districts is dealt with in the following abridged statements:—

Auckland District.

The extensions in this district have been the Patumahoe line, Shortland wire, Mauku line, Clevedon line, and Matekohe wire; in all, twenty-two miles of wire.

Nearly three hundred miles of wire in this district has been overhauled and repaired, and two cables have been laid across the Piako River. The lines are now in thoroughly good working order.

Napier District.

Construction.—Fifteen miles, Tahorite to Woodville, has been completed; and also the Kumeroa branch line, eight miles, has been finished. Ten miles of line from Pakipaki North has been entirely renewed with heavier poles and arms.

Overhauling and Repairs.—Between Takapau and Tahoraite the line has been overhauled and angles strengthened. The following sections have been cleared and repaired where necessary: Thames to Katikati, Gisborne to Napier, Woodville to Waipukurau, and Napier to Taupo. The Napier-Hastings section has been strengthened at angles, and poles butted; and the Tauranga-Maketu section has also been similarly treated.

The following offices have been refitted: Napier, Herbertville, Woodville, Tarawera, Taupo, Gisborne, Takapau and Waipukurau.

It will be necessary to renew the first eight miles of line north of Napier with 9 by 9 poles to meet coming requirements. The remainder of the section will only require few pole renewals, but 300 will require butting; long arms will also be necessary.

On the Napier-Gisborne line 120 poles will require butting; with these exceptions the lines in this district are in good working order.

Wellington District.

There has been little constructing or repairing work required in this district during the past year.

The Opunake to Hawera section has been carefully overhauled and strengthened, and also the line from Wellington to Castlepoint.

A telephone line has been run from Masterton to Mauriceville and Mangamahoe.

The line between Opunake and New Plymouth, *via* Pungarehau, has been converted into a telephone circuit.

All other lines in this district are in good working order.

The Cook Strait three-core cable broke between 5.30 and 7 p.m. on the 28th March last. The repairing steamer "Sherard Osborne" has been engaged in effecting repairs, which were completed on the evening of the 30th ultimo.

Nelson District.

Construction in this district has been very light, only an extension from Brunnerton to Richardson, and a private line from Westport to Denniston, thirteen miles and a half long.

The Manuka Flat line, about eight miles long, has been thoroughly overhauled and strengthened; but about ninety poles require butting between this point and Hope Junction. This work will be put in hand at once.

The section Blenheim to Hope Junction *via* Tophouse has received a pole to pole examination.

On the Richmond to Motueka section some twenty poles will require butting.

On the Kumara-Hokitika section some fifty poles will require to be renewed at an early date.

The Westport-Charleston section requires entire reconstruction, which will be put in hand shortly. Otherwise the lines in this district are in good serviceable order.

Canterbury District.

Christchurch to Kaikoura section: Owing to the Kowai River changing its course it was necessary to put in a pipe pole. This line has been considerably strengthened at Kaiapoi, and raised over street- and road-crossings, and also overhauled. It will be necessary to rebutt and overhaul the line from Christchurch to Kaikoura at an early date.

The Christchurch to Waitaki section is in good order; nothing has been necessary in the way of repairs this year.

Rolleston to Darfield section has been thoroughly overhauled. Between Darfield and Bealey a heavy snowstorm and gale knocked down twenty-two miles of this line last October. This section will not require any unusual expenditure during the ensuing year.

The section Christchurch Railway to Amberley is now receiving a thorough overhaul.

The Darfield to Whitecliffs section has received a slight overhaul, and is now in good order. The Whitecliffs end suffered greatly from the storm of October last.

The Kaiapoi to Oxford and View Hill section is being overhauled at present. The View Hill portion is in good order.

Christchurch to Southbridge section has received a thorough overhaul; many poles restumped, angles strengthened, and road-crossings raised.

The Christchurch to Lyttelton section requires strengthening and uprighting; this will be done soon.

Christchurch to Akaroa: This line has been put in good repair; many poles had to be stumped and road-crossings raised.

The following lines have been erected during the year : Springston line, one mile and a quarter
New Brighton line, three miles ; Hororata line, five miles.

The lines generally are in good working order.

Otago District.

The following new lines have been erected : Blackstone Hill to Cambrian, four miles of poles ;
Henley Railway-station to Berwick, four miles and a loop, equal in all to six miles.

Otautau to Wairio and Nightcaps : Thirteen miles.

Clinton to Waiwera South : Seven miles of wire.

Broad Bay line loop : A mile and a half.

The principal maintenance work has been as follows : 210 new poles (old railway rails) on
Clinton-Waikaia line.

The Green Island to Mosgiel section is now being reconstructed.

The section Invercargill to Riverton will require poles renewed shortly.

Four miles of the Palmerston-Hampden section will be reconstructed shortly. About a mile
and a half of the Lawrence-Roxburgh section requires reconstruction, which will be put in hand
soon.

Oamaru to Waitaki and Kakanui : At least five miles of this section will require longer poles ;
the wires at present are too low at many new crossings and gateways.

The lines generally in this district are in good order.

The usual circuit plans showing in detail the number of instruments in each office, and the
several lines that are duplexed, will be found attached to the report.

Postal maps of the North and South Islands, showing offices and postal and railway routes, are
also attached.

The first of these have been observed during the year 1900. The second of these have been observed during the year 1901. The third of these have been observed during the year 1902.

The first of these have been observed during the year 1900. The second of these have been observed during the year 1901. The third of these have been observed during the year 1902.

The first of these have been observed during the year 1900. The second of these have been observed during the year 1901. The third of these have been observed during the year 1902.

The first of these have been observed during the year 1900. The second of these have been observed during the year 1901. The third of these have been observed during the year 1902.

Table No. 1.

TABLE showing the Number and Amount of Money Orders issued and of Money Orders made payable in New Zealand, Year by Year, since the Year 1870.

MONEY ORDERS ISSUED IN THE COLONY.										
Year.	Commission received.		Where payable.							
			In the Colony.		United Kingdom and Foreign Offices.		Australian Colonies, &c.		Total.	
			No.	Amount.	No.	Amount.	No.	Amount.	No.	Amount.
	£	s. d.	£	s. d.	£	s. d.	£	s. d.	£	s. d.
1870	2,367	3 6	16,821	73,344 11 9	9,624	41,472 3 7	5,419	25,637 12 7	31,864	140,454 7 11
1871	2,608	3 6	20,514	88,546 9 7	10,407	44,197 18 3	5,370	24,653 5 9	36,291	157,397 13 7
1872	3,068	17 6	28,156	120,125 14 8	10,619	44,535 9 9	5,885	26,347 17 7	44,660	191,009 2 0
1873	3,562	3 2	34,288	142,642 4 10	11,913	48,547 11 4	6,150	28,068 5 5	52,351	219,258 1 7
1874	4,393	2 3	40,968	171,683 6 1	14,379	57,821 2 6	7,365	33,659 19 2	62,712	263,164 7 9
1875	4,950	19 4	48,611	193,551 13 9	16,949	66,332 14 9	7,467	33,597 2 3	73,027	293,481 10 9
1876	5,261	19 2	55,748	212,089 1 6	17,331	66,977 4 2	7,176	31,202 0 3	80,255	310,268 5 11
1877	5,714	18 4	64,000	233,804 15 10	18,369	69,670 11 10	8,303	31,498 0 1	90,672	334,973 7 9
1878	6,288	13 0	70,531	250,861 6 0	21,169	80,681 15 8	9,317	36,711 15 2	101,017	368,254 16 10
1879	7,285	1 6	83,479	297,290 13 8	24,461	91,665 4 0	10,059	39,717 2 4	117,999	428,673 0 0
1880	7,943	15 4	97,275	320,260 19 11	27,587	104,149 5 10	10,786	40,994 15 4	135,648	465,405 1 1
1881	9,525	8 5	99,523	321,635 3 3	25,376	90,229 5 3	10,657	40,317 19 2	135,556	452,182 7 8
1882	8,267	9 8	108,916	360,196 4 9	25,898	91,530 17 9	13,348	47,641 7 5	148,162	499,368 9 11
1883	9,022	10 6	132,232	402,558 12 11	26,211	91,634 4 7	14,113	40,939 17 11	172,556	541,132 15 5
1884	9,525	3 8	144,227	430,446 18 10	28,712	96,901 14 0	13,113	45,317 12 4	186,052	572,666 5 2
1885	9,553	0 7	146,406	439,870 3 9	28,722	95,920 9 10	13,494	45,604 15 2	188,622	581,395 8 9
1886	8,541	7 10	113,598	412,276 3 0	27,389	87,904 9 10	14,693	47,574 9 11	155,680	547,755 2 9
1887	8,532	10 5	119,091	426,194 13 9	26,057	84,264 12 9	14,431	45,285 6 11	159,579	555,744 13 5

MONEY ORDERS DRAWN ON THE COLONY.

Year.	Where issued.						Total.	
	In the Colony.		United Kingdom & Foreign Offices		Australian Colonies, &c.			
	No.	Amount.	No.	Amount.	No.	Amount.	No.	Amount.
		£ s. d.		£ s. d.		£ s. d.		£ s. d.
1870	16,798	73,245 8 3	1,156	5,523 4 4	1,267	6,055 6 11	19,221	84,823 19 6
1871	20,514	88,592 0 3	1,396	6,217 11 5	1,318	5,914 18 7	23,228	100,724 10 3
1872	27,983	119,676 1 2	1,504	7,078 8 6	1,459	6,803 15 3	30,946	133,558 4 11
1873	34,288	142,642 4 10	1,482	6,625 14 5	1,668	7,689 6 8	37,438	156,957 5 11
1874	40,968	171,683 6 1	1,603	7,284 10 7	1,800	8,316 17 5	44,371	187,284 14 1
1875	48,611	193,551 13 9	1,969	9,262 9 7	1,995	9,340 19 11	52,575	212,155 3 3
1876	55,748	212,089 1 6	2,243	10,202 13 6	2,385	10,838 16 8	60,376	233,130 11 8
1877	64,000	233,804 15 10	2,258	9,744 8 8	2,568	11,056 2 7	68,826	254,605 7 1
1878	70,531	250,861 6 0	2,260	9,833 18 6	2,528	10,698 14 3	75,319	271,393 18 9
1879	83,479	297,290 13 8	2,544	10,673 3 11	2,942	12,295 5 4	88,965	320,259 2 11
1880	97,275	320,260 19 11	3,466	14,811 14 8	3,913	15,829 0 3	104,654	350,901 14 10
1881	99,523	321,635 3 3	3,466	14,078 17 3	4,649	18,863 4 2	107,638	354,577 4 8
1882	108,916	360,196 4 9	3,421	13,416 1 9	5,076	21,090 4 10	117,413	394,702 11 4
1883	132,232	402,558 12 11	3,725	15,553 3 11	5,697	23,299 12 11	141,654	441,411 9 9
1884	144,227	430,446 18 10	4,535	17,679 0 6	6,755	27,429 18 6	155,517	475,555 17 10
1885	146,406	439,870 3 9	5,204	20,091 17 4	7,725	30,724 6 4	159,335	490,686 7 5
1886	112,598	412,276 3 0	5,824	22,650 1 10	9,545	36,513 3 11	129,242	471,185 7 0
1887	119,091	426,194 13 9	6,334	23,423 16 2	8,963	33,254 2 3	133,910	482,437 17 4

Table No. 2.

TABLE showing the Money Orders issued in New Zealand on Offices beyond the Colony during the Years 1886 and 1887.

Where payable.	1886.		1887.	
	Number.	Amount.	Number.	Amount.
		£ s. d.		£ s. d.
United Kingdom	26,716	84,667 14 4	25,163	79,418 11 8
Foreign Offices through London	673	3,236 15 6	894	4,846 1 1
United States of America	1,925	4,843 4 3	1,982	5,052 13 8
Canada	94	384 1 2	133	525 10 2
Victoria	6,076	21,002 18 10	6,175	20,162 19 8
South Australia	424	1,386 18 1	443	1,382 9 11
New South Wales	5,336	16,427 17 7	4,864	14,927 2 9
Queensland	301	1,224 3 7	289	1,026 18 9
Tasmania	508	2,180 6 4	516	2,084 5 8
Western Australia	29	125 0 1	29	123 6 4
Totals	42,082	135,478 19 9	40,488	129,549 19 8

TABLE showing the Money Orders issued at Offices beyond the Colony on New Zealand during the Years 1886 and 1887.

Where issued.	1886.		1887.	
	Number.	Amount.	Number.	Amount.
		£ s. d.		£ s. d.
United Kingdom and Foreign Offices	5,824	22,650 1 10	6,334	23,423 16 2
United States of America	272	1,297 5 4	463	2,077 1 2
Canada	75	433 5 7	78	408 2 5
Victoria	3,729	13,047 13 11	3,675	12,768 3 0
South Australia	217	1,244 2 5	313	1,143 4 10
New South Wales	3,735	14,361 0 1	3,018	11,274 19 1
Queensland	669	2,964 3 3	716	2,858 5 2
Tasmania	778	2,765 16 8	589	2,236 5 11
Western Australia	70	399 16 8	111	488 0 8
Totals	15,369	59,163 5 9	15,297	56,677 18 5

Table No. 3.

TABLE showing the Number and Amount of Transactions at the several Money Order and Savings Bank Offices in the Colony of New Zealand during the Year 1887.

Office.	Money Orders.						Savings Banks.					
	Issued.			Paid.			New Accounts opened.	Deposits.		Accounts closed.	Withdrawals.	
	No.	Commission.	Amount.	No.	Amount.			No.	Amount.		No.	Amount.
		£ s. d.	£ s. d.		£ s. d.			£ s. d.			£ s. d.	
AUCKLAND ..	10,915	788 3 0	42,838 15 5	20,386	72,442 6 1	1,131	6,904	103,241 3 8	1,426	8,826	116,285 14 1	
Alexandra ..	262	10 18 6	1,019 0 3	275	909 9 3	21	95	580 9 0	8	44	433 5 3	
Aratapu ..	485	22 19 0	1,907 0 4	88	420 13 4	26	181	1,341 2 0	10	48	838 2 2	
Bombay ..	112	3 11 6	285 5 7	40	149 5 4	4	31	180 11 0	3	27	260 17 3	
Cambridge ..	631	27 4 2	1,854 12 3	514	1,780 18 9	59	382	3,058 3 10	32	159	2,187 9 4	
Clevedon ..	67	2 4 0	178 4 9	27	80 2 6	7	30	134 15 1	3	12	46 0 11	
Coromandel ..	720	31 8 4	2,873 9 0	131	433 0 5	55	280	2,000 3 11	16	84	1,152 19 0	
Dargaville ..	478	26 1 4	2,009 6 3	97	295 13 10	61	275	2,475 5 0	7	23	295 17 5	
Devonport ..	289	14 0 2	808 1 4	190	770 3 5	17	141	963 15 8	9	44	275 9 6	
Drury ..	117	3 9 4	368 9 4	101	440 4 1	10	41	357 9 0	11	35	374 4 5	
Hamilton ..	690	28 7 2	2,076 14 6	543	1,698 12 11	62	396	2,914 19 5	44	132	1,187 16 6	
Helensville ..	571	20 10 6	1,803 1 5	152	553 18 0	56	326	1,676 15 11	24	96	655 13 9	
Huntly ..	433	18 12 2	1,578 8 7	118	440 14 10	27	141	1,109 19 8	7	45	386 16 2	
Kaeo ..	212	8 8 10	853 8 10	30	84 3 9	8	35	128 1 0	0	9	51 5 0	
Kaitia ..	366	10 11 0	1,062 17 3	37	134 10 8	6	32	206 3 0	4	17	261 9 9	
Kamo ..	518	22 14 8	1,607 3 10	151	669 16 6	39	324	1,732 10 0	27	110	1,613 10 7	
Kawakawa ..	725	33 16 0	2,393 11 7	167	646 1 10	64	412	2,878 8 4	30	95	2,016 16 8	
Kihikihiki ..	158	8 8 2	598 3 5	153	558 12 8	37	162	1,874 11 0	8	78	712 1 5	
Kohukohu ..	154	17 15 2	914 5 3	70	364 4 8	7	26	103 9 0	6	22	320 3 4	
Lichfield ..	107	3 18 6	420 7 8	32	158 0 4	14	40	278 0 8	1	4	14 7 8	
Mangapai ..	276	10 4 6	1,326 18 10	33	174 13 0	7	37	452 16 0	..	17	184 10 0	
Mangawai ..	213	7 9 8	491 13 8	71	376 7 10	19	83	710 5 0	6	33	377 16 0	
Mangawhare ..	160	6 10 10	556 18 5	30	153 11 9	20	108	1,041 15 0	6	36	465 16 3	
Matakana ..	52	1 15 6	204 17 7	18	50 7 0	7	29	128 5 0	2	7	31 9 0	
Matamata ..	30	1 4 0	108 0 8	2	3 9 0	5	18	137 4 9	..	3	257 15 4	
Mauku ..	21	0 12 0	80 2 1	4	18 2 2	11	22	42 14 0	..	2	8 0 0	
Maungakaramea ..	19	0 11 6	73 0 9	5	31 1 0	
Maungaturoto ..	103	4 11 2	429 13 9	42	168 1 8	5	32	414 14 0	4	19	136 6 9	
Mercer ..	247	8 10 2	711 7 1	64	248 8 8	11	70	480 14 5	3	31	518 1 10	
Mongonui ..	401	14 13 4	1,395 7 11	151	380 5 0	14	93	665 12 1	9	43	556 13 10	
Morrinsville ..	115	5 2 2	396 19 4	54	188 5 4	7	61	380 9 0	2	20	188 15 5	
Mount Eden ..	21	1 11 6	70 3 0	52	154 7 8	1	2	20 0 0	1	1	10 0 0	
Newmarket ..	218	12 7 6	614 10 8	188	643 13 2	4	109	236 6 0	9	21	117 1 3	
Newton ..	572	29 8 4	1,520 16 7	1,010	3,415 12 0	51	307	1,329 6 9	35	120	577 8 8	
Ngaruawahia ..	368	13 5 10	937 10 2	190	612 13 0	23	148	531 1 0	15	68	796 2 0	
Ohaeawai ..	195	13 19 8	687 19 11	57	294 4 2	8	25	269 7 8	4	18	133 18 6	
Ohaupo ..	149	4 19 0	508 15 7	86	406 8 3	10	70	292 5 0	1	14	143 12 5	
Omapere ..	4	0 6 4	23 10 0	200 0 0	
Onehunga ..	406	24 10 2	1,477 16 6	796	2,780 9 8	23	115	1,441 0 1	21	74	906 15 6	
Otahuhu ..	200	10 4 10	626 1 1	238	764 18 8	21	164	617 16 0	16	102	657 1 4	
Pahi ..	92	3 10 8	270 1 11	37	185 4 6	8	36	218 2 0	2	24	111 13 5	
Papakura ..	203	7 4 2	485 10 6	117	490 3 9	39	170	1,194 4 0	10	33	349 0 3	
Paparoa ..	122	4 10 2	363 10 11	47	166 12 5	10	54	427 5 0	2	28	407 0 5	
Parnell ..	161	7 17 8	405 6 5	287	920 9 6	13	136	268 7 0	8	43	282 0 5	
Pokeno ..	90	3 2 0	287 8 8	53	250 16 7	3	22	208 10 0	1	7	38 16 2	
Ponsonby ..	167	7 18 4	433 12 3	443	1,618 19 5	14	82	242 18 1	6	28	212 14 9	
Port Albert ..	190	7 1 10	541 16 1	82	246 2 5	28	114	757 15 0	7	48	339 7 9	
Port Fitzroy ..	37	1 3 0	127 14 3	24	187 7 4	1	3	14 0 0	..	1	4 0 0	
Pukekohe ..	244	8 4 4	772 9 0	156	624 3 6	20	92	464 11 0	24	62	564 5 5	
Raglan ..	153	5 4 4	494 14 0	51	180 0 0	4	59	394 2 0	1	15	276 14 0	
Rangiriri ..	170	5 11 2	453 0 9	38	145 16 4	8	20	249 16 10	5	13	123 18 10	
Rawene ..	231	13 7 8	897 12 11	133	593 11 1	19	79	534 19 9	5	27	305 4 3	
Russell ..	230	8 18 8	681 13 11	150	663 10 10	11	94	1,589 19 4	15	39	682 12 7	
Taupiri ..	57	1 18 6	197 9 10	14	44 3 0	5	81	258 5 0	1	8	49 4 4	
Te Awamutu ..	203	11 19 4	1,084 15 6	205	852 18 0	41	223	1,768 4 5	14	57	566 1 10	
Te Kōporu ..	498	25 7 8	1,913 8 2	54	250 3 0	19	96	784 15 0	12	61	841 12 5	
Tuakau ..	149	4 16 0	481 16 6	61	195 12 0	4	17	71 10 0	11	29	52 5 5	
Upper Symonds Street ..	77	4 4 2	202 13 9	70	207 2 3	6	70	155 14 6	4	12	45 1 8	
Wade ..	72	2 19 0	211 18 3	44	112 11 8	13	98	335 1 0	2	9	136 3 4	
Waharoa ..	5	0 3 6	7 10 6	2	5 14 11	6	12	40 19 0	
Waipu ..	425	15 15 8	1,687 14 3	160	1,008 4 8	34	132	2,612 0 0	14	111	1,914 9 8	
Waiuku ..	338	19 10 10	1,425 7 10	234	1,035 1 6	25	131	1,563 5 0	10	56	521 6 11	
Waiwera ..	186	6 5 2	450 15 8	49	237 10 2	14	172	1,230 9 0	6	34	627 2 10	
Wangarei ..	1,072	44 2 6	3,533 17 10	419	1,670 10 6	96	450	3,256 8 11	27	131	1,986 13 11	
Wangaroa ..	69	8 7 0	515 15 0	55	226 8 5	11	48	418 11 0	5	22	247 19 11	
Warkworth ..	261	9 1 6	798 2 11	254	1,039 18 4	23	119	712 19 9	12	37	308 16 0	
Whangapoua ..	15	1 3 0	61 0 6	2	16 0 0	1	4	76 0 0	..	4	51 0 0	
Whitianga ..	442	18 16 6	1,650 16 5	72	355 16 4	50	193	1,979 11 6	9	44	1,068 4 2	
BLenheim ..	1,875	96 16 6	6,182 14 9	920	3,363 0 11	224	1,384	15,641 18 7	208	1,251	19,282 12 3	
Havelock ..	494	22 3 4	2,038 8 9	148	470 7 3	16	112	970 7 11	9	49	803 4 3	
Kaikoura ..	451	25 7 4	1,585 2 6	130	531 14 0	39	178	1,240 7 3	22	49	919 2 2	
Kekeranga ..	52	3 0 2	196 15 9	3	13 18 1	8	30	550 10 2	..	7	112 0 0	
Picton ..	515	22 8 2	1,519 5 5	302	1,097 2 1	37	310	2,547 13 0	23	111	2,267 9 10	
Renwicktown ..	80	3 3 10	294 3 9	23	66 15 2	25	150	180 5 9	3	7	17 18 2	
Spring Creek ..	84	4 4 0	240 8 5	29	140 16 2	2	5	27 4 4	1	2	0 14 1	
CHRISTCHURCH ..	9,643	635 0 10	34,177 1 10	13,089	44,381 19 2	2,440	20,360	212,199 16 9	2,007	16,436	213,881 0 3	
Archaroa ..	500	22 18 2	1,657 12 10	227	839 6 6	44	341	2,183 14 6	27	118	2,129 17 10	
Alford Forest ..	13	0 7 6	43 2 8	2	6 18 0	
Amberley ..	294	12 3 10	836 10 2	157	525 14 6	31	249	1,413 12 0	13	90	1,390 11 5	

Table No. 3—continued.

TABLE showing the Number and Amount of Transactions at the several Money Order and Savings Bank Offices in the Colony of New Zealand during the Year 1887—continued.

Office.	Money Orders.					Savings Banks.					
	Issued.			Paid.		New Accounts opened.	Deposits.		Accounts closed.	Withdrawals.	
	No.	Commission.	Amount.	No.	Amount.		No.	Amount.		No.	Amount.
		£ s. d.	£ s. d.		£ s. d.			£ s. d.			£ s. d.
CHRISTCHURCH— <i>continued.</i>											
Ashburton ..	1,413	74 7 10	5,045 15 6	847	2,968 15 3	197	1,133	11,787 13 2	121	443	7,229 19 6
Bealey ..	33	1 17 10	137 14 1	9	44 11 8	1	16	207 0 0	1	1	0 18 4
Chertsey ..	61	1 19 2	163 18 3	18	61 11 9	6	21	125 15 0	5	14	183 12 9
Cheviot ..	44	2 5 4	169 12 2	3	27 19 0	3	16	336 5 0	1	3	55 19 6
Coalgate ..	122	6 9 0	440 14 11	70	290 9 7
Culverden ..	158	7 16 0	545 8 9	27	76 8 4	4	43	430 9 0	2	16	159 0 0
Darfield ..	84	3 4 0	284 1 7	27	104 18 6	3	21	275 13 0	3	7	350 15 7
Dunsandel ..	62	2 17 8	176 1 0	21	59 11 6	8	57	352 0 0	3	10	189 2 5
Duvauchelles ..	141	7 1 0	440 10 1	38	136 7 5	4	38	445 18 0	5	13	103 3 1
Ellesmere ..	29	1 4 0	69 0 10	2	4 11 6	4	26	233 12 10	..	1	34 0 0
Hanmer Plain ..	7	0 16 6	43 17 6	2	4 10 0
Kaipoi ..	498	25 1 10	1,492 7 11	341	1,075 8 3	81	550	3,259 17 0	57	240	2,559 7 10
Kirwee ..	158	5 12 2	630 13 11	48	139 18 5	4	74	414 13 0	..	18	321 4 7
Leeston ..	193	9 7 4	642 4 0	111	425 17 0	36	146	978 2 1	6	52	604 7 9
Lincoln ..	45	2 3 10	139 7 9	33	98 9 1	2	27	106 9 0	1	5	22 9 0
Little River ..	236	8 19 8	770 0 9	48	171 17 11	19	105	816 15 5	7	24	542 17 2
Lytelton ..	1,476	88 4 10	5,207 1 2	786	2,834 18 11	199	1,453	11,381 1 0	100	519	8,849 4 10
Methven ..	220	11 14 8	836 11 10	49	164 12 11	14	38	636 19 8	4	35	526 7 6
Oxford ..	381	14 18 0	1,317 17 6	179	635 10 0	29	211	2,105 6 0	21	100	1,154 15 11
Papanui ..	40	1 18 6	123 2 7	61	328 13 9	19	105	444 15 0	5	29	134 5 3
Rakaia ..	368	15 11 0	1,263 14 1	72	255 13 2	39	305	2,545 1 11	12	66	1,221 11 8
Rangiora ..	645	30 9 8	1,879 6 5	528	1,684 12 7	97	574	6,055 0 9	65	280	4,008 5 11
Rolleston ..	30	1 5 8	80 6 11	7	13 5 6	3	24	205 19 0	..	3	13 5 0
Sheffield ..	214	7 12 8	870 17 4	122	462 1 2	4	52	689 4 0	6	30	630 17 7
Southbridge ..	237	10 4 8	764 6 4	145	548 7 3	32	158	960 19 7	13	61	702 0 9
Springfield ..	191	7 5 6	732 8 9	94	346 2 5	10	81	650 4 10	10	35	297 10 8
Sydenham ..	352	19 3 2	980 2 6	463	1,451 9 4	109	1,097	4,647 5 4	26	114	480 3 5
Tinwald ..	49	2 0 6	187 19 1	12	24 8 5	8	94	275 1 0	4	16	140 18 6
Waiau ..	210	11 10 6	775 4 3	40	192 9 3	25	184	2,037 8 6	6	43	521 5 4
Waikari ..	227	10 8 8	811 11 2	95	353 2 4	15	46	698 4 8	8	48	414 0 1
Whitecliffs ..	101	3 10 4	335 19 0	33	255 12 6	11	62	420 9 0	6	24	313 7 7
Woolston ..	46	1 15 6	120 15 3	47	146 12 6	18	133	701 19 3	6	29	128 3 2
DUNEDIN ..	8,194	556 2 10	30,742 4 7	18,035	63,482 10 3	2,000	15,193	163,388 0 4	2,188	12,884	165,750 8 6
Albany Street ..	1,097	65 17 10	3,137 18 9	703	2,718 5 5	414	3,937	16,874 6 8	222	807	5,643 3 2
Alexandra South ..	564	24 12 10	2,019 1 10	76	244 1 1	18	107	985 17 2	6	19	239 2 3
Balclutha ..	520	24 16 2	1,894 5 3	408	1,332 3 11	52	279	1,987 11 0	31	140	1,636 1 6
Caversham ..	92	4 19 4	255 14 4	360	1,194 2 10	47	366	1,151 18 7	5	13	33 9 4
Clinton ..	497	19 13 4	1,462 9 3	109	296 1 1	28	197	1,525 5 9	17	52	835 12 3
Clyde ..	415	19 16 2	1,321 4 2	153	420 14 2	11	49	539 13 0	6	26	310 7 7
Cromwell ..	656	25 8 4	1,815 15 6	184	711 12 6	23	85	536 9 0	17	37	349 18 8
Green Island ..	189	12 8 6	755 10 1	111	362 7 11	41	289	1,262 11 8	19	54	593 10 4
Greytown ..	35	1 10 6	155 3 6	16	55 7 2	11	32	279 19 9	4	9	76 17 3
Hamilton's ..	216	7 4 6	821 14 3	28	152 7 9	3	30	537 10 0	5	15	231 19 3
Hyde ..	79	2 10 6	295 19 6	3	12 2 2
Kaitangata ..	495	18 18 8	1,746 3 3	238	939 14 7	44	242	1,394 7 7	35	94	1,223 4 8
Kelso ..	151	4 16 2	473 16 7	17	53 14 2	15	34	203 5 0	1	5	21 16 9
Lawrence ..	771	30 19 0	2,287 15 3	597	2,051 3 2	69	336	3,600 14 0	58	154	3,061 19 6
Macrae's Flat ..	58	1 15 0	147 3 5	10	35 4 4
Milton ..	557	22 17 10	1,846 3 9	340	1,233 1 2	77	469	2,931 18 7	48	186	2,473 11 4
Mosgiel ..	321	14 4 6	976 8 0	247	930 19 4	42	279	1,611 4 10	34	72	937 10 4
Naseby ..	754	33 15 6	2,214 17 8	385	1,027 13 8	20	135	815 4 7	13	45	829 10 7
Ophi ..	253	9 12 8	821 14 2	60	154 13 6	6	27	116 10 0	3	4	50 5 7
Outram ..	243	10 0 10	758 13 10	111	338 6 5	14	127	675 16 0	5	21	183 15 6
Owaka ..	171	5 5 0	557 17 11	47	238 14 4	8	18	314 15 0	1	15	154 0 0
Palmerston ..	613	25 15 8	2,068 2 4	361	1,231 3 6	21	377	1,207 12 4	16	43	427 16 5
Pembroke ..	222	10 17 10	839 5 5	32	128 9 7
Port Chalmers ..	778	52 7 6	2,828 5 4	954	3,501 2 0	188	1,647	10,944 5 9	118	442	6,016 13 7
Roxburgh ..	428	20 4 2	1,675 4 11	112	359 0 5	21	124	1,512 1 0	20	51	1,093 12 5
St. Bathans ..	288	12 11 10	821 3 7	36	201 2 2	7	30	136 0 0	1	4	109 0 0
Seacliff ..	109	5 7 6	383 18 3	44	206 18 1	11	66	445 11 0	..	9	164 0 0
South Dunedin ..	244	12 16 4	681 12 0	346	1,093 14 5	81	675	2,696 2 4	52	165	1,076 13 9
Stirling ..	121	4 4 6	384 16 6	43	144 9 6	14	61	367 19 0	7	23	150 3 8
Tapanui ..	635	23 16 10	1,755 3 7	141	517 14 7	33	203	790 14 0	23	63	814 0 3
Waiholo ..	112	4 13 6	361 17 6	56	261 1 4	4	45	297 11 0	3	19	199 10 6
Waikaia ..	497	18 12 8	1,662 19 3	73	228 7 2	21	117	582 6 11	5	20	244 5 9
Waikouaiti ..	347	11 7 8	967 5 3	201	502 6 1	8	93	597 8 7	8	31	383 5 8
Waitahuna ..	161	7 15 4	627 0 11	71	210 11 2	10	49	646 13 10	5	15	260 1 3
Waitati ..	82	3 2 6	240 17 6	100	488 9 10	12	47	271 16 0	9	24	211 10 8
GISBORNE ..	2,202	128 19 0	7,790 0 5	738	2,792 7 0	292	1,593	13,679 6 9	218	1,142	11,229 15 5
Ormond ..	62	2 12 2	139 11 0	26	104 4 0	3	5	229 4 0	2	5	76 17 3
GREYMOUTH ..	3,237	200 13 4	12,046 10 2	1,929	8,496 0 7	458	2,123	29,279 19 3	297	1,537	24,349 15 5
Ahaura ..	604	26 5 0	2,637 17 2	102	501 10 8	17	131	1,470 5 3	6	49	1,143 4 6
Barrytown ..	6	0 4 6	10 15 6	6	44 2 0
Brunnerton ..	1,319	91 2 8	5,077 12 4	170	782 17 3	154	654	7,527 0 9	43	109	2,387 0 10
Nelson Creek ..	291	14 14 8	1,594 14 9	29	139 19 2	11	81	283 17 2	3	16	126 9 6
Reefton ..	1,430	91 11 4	6,203 3 2	1,001	2,694 12 7	76	299	3,287 7 0	36	110	2,353 14 9
Richardson ..	286	17 5 6	1,208 14 3	7	35 10 3	51	125	1,263 10 11	8	24	156 7 10
HOKITIKA ..	1,267	70 15 4	4,397 17 4	1,035	3,418 3 2	84	572	5,639 16 1	132	473	9,232 5 5
Goldsborough ..	53	2 10 0	177 1 11	26	106 8 6	4	37	86 8 0	..	1	22 0 0
Kumara ..	795	40 9 10	2,318 15 7	224	702 4 8	65	508	5,006 11 11	69	200	4,687 15 5

Table No. 3—continued.

TABLE showing the Number and Amount of Transactions at the several Money Order and Savings Bank Offices in the Colony of New Zealand during the Year 1887—continued.

Office.	Money Orders.					Savings Banks.						
	Issued.			Paid.		New Accounts opened.	Deposits.		Accounts closed.	Withdrawals.		
	No.	Commission.	Amount.	No.	Amount.		No.	Amount.		No.	Amount.	
HOKITIKA—contd.		£ s. d.	£ s. d.		£ s. d.		£ s. d.			£ s. d.		
Rimu ..	69	3 0 10	195 11 9	18	50 3 6	12	57 377 3 0	4	47	247 19 5		
Ross ..	353	14 5 8	1,102 2 3	273	1,042 15 11	30	273 1,813 3 1	8	69	848 10 8		
Stafford ..	206	8 18 8	738 10 8	57	200 2 7	6	33 350 2 0	7	35	212 10 8		
INVERCARGILL ..	2,832	148 1 2	9,436 4 2	4,099	14,554 2 0	423	2,606 27,657 10 11	448	2,116	28,556 18 8		
Arrow ..	557	24 10 6	1,759 7 7	90	264 9 11	23	117 820 3 3	13	36	705 5 8		
Bluff ..	406	18 5 2	1,443 9 6	360	1,595 11 4	17	115 999 3 3	9	32	268 18 8		
Dipton ..	178	6 13 4	600 13 11	56	213 12 11	5	33 304 10 11	3	10	99 19 3		
Edendale ..	168	5 19 2	533 1 9	31	118 18 2	12	46 428 0 11	2	27	231 0 10		
Fortrose ..	285	14 2 8	908 14 6	39	222 16 7		
Gore ..	1,005	40 18 2	3,893 16 9	533	1,789 7 3	72	344 2,225 5 1	46	137	1,679 11 7		
Half-Moon Bay ..	59	1 17 6	189 13 6	26	115 12 6	2	16 76 12 0	1	6	29 8 7		
Kingston ..	121	4 11 2	470 17 9	29	156 15 10	7	22 202 7 1	3	6	304 7 0		
Lumsden ..	397	15 11 2	1,326 14 9	112	451 0 3	29	109 1,155 15 8	10	29	340 5 5		
Mataura ..	388	13 2 4	1,219 11 6	135	483 2 5	44	269 1,569 17 5	28	81	712 5 5		
Orepuki ..	354	13 6 2	1,468 14 6	43	160 7 5	8	56 636 16 0	9	27	462 7 8		
Otautau ..	157	6 1 4	509 3 8	57	160 11 11	12	56 418 14 0	4	14	156 13 3		
Pukerau ..	114	3 11 8	358 19 3	66	187 4 7	10	41 238 12 0	3	20	252 18 0		
Queenstown ..	652	34 12 6	2,645 9 3	325	1,081 17 4	30	156 1,886 4 0	24	50	1,085 10 10		
Riversdale ..	372	12 17 0	1,117 1 11	69	293 18 1	15	44 241 6 11	8	17	195 6 6		
Riverton ..	475	20 0 10	1,533 15 4	417	1,400 3 5	43	274 1,630 9 11	32	105	1,878 19 3		
Thornbury ..	97	4 1 6	300 5 4	12	45 10 5	3	25 93 6 0	2	9	108 7 9		
Waikaka ..	64	1 19 0	172 4 6	9	33 15 2	2	3 5 0 0	1	1	4 10 0		
Waipahi ..	198	7 10 4	517 9 5	27	120 4 11	8	24 214 17 6	5	11	144 9 7		
Wairoa ..	91	4 4 2	396 17 1	11	51 1 0	9	22 212 10 0	3	6	37 5 9		
Winton ..	223	9 12 8	820 9 7	186	658 18 10	12	77 802 4 4	6	38	337 11 4		
Woodlands ..	184	6 18 2	536 10 4	130	510 18 5	16	105 567 17 0	5	14	176 14 11		
Wyndham ..	484	19 7 10	1,595 6 10	140	431 18 4	38	149 1,291 19 8	14	39	598 11 2		
NAPIER ..	4,369	275 2 6	15,820 18 5	3,842	14,544 18 6	703	3,910 43,316 10 6	623	3,259	41,478 12 8		
Danevirke ..	573	23 14 6	1,959 5 9	124	507 16 3	40	178 1,474 15 10	18	62	1,029 15 4		
Hastings ..	1,005	65 18 10	3,133 16 0	401	1,429 8 11	129	628 6,259 9 6	55	267	3,602 10 6		
Herbertville ..	158	8 2 10	596 10 7	50	206 3 6	18	61 303 2 7	6	23	226 1 1		
Kaikora North ..	163	8 5 0	611 15 10	85	224 5 5	10	62 373 6 11	1	20	202 10 8		
Makatoka ..	87	3 17 6	329 18 7	21	65 16 4	5	21 102 0 3	6	14	50 4 0		
Mohaka ..	97	6 2 8	445 10 5	21	101 13 8	2	20 115 1 5	2	4	67 13 7		
Norsewood ..	370	12 4 6	1,371 11 5	27	103 7 10		
Ongaonga ..	85	3 11 6	309 14 9	17	63 2 6	12	46 220 0 0	5	24	407 15 11		
Ormondville ..	333	13 14 4	1,284 1 2	78	237 14 9	12	70 609 11 6	7	36	470 8 8		
Porangahau ..	190	14 17 8	843 0 0	53	185 7 3	8	48 541 19 0	..	13	213 2 2		
Port Ahuriri ..	498	32 0 0	1,887 16 6	145	473 11 6	40	264 1,993 3 4	7	64	763 5 3		
Takapau ..	367	14 9 0	1,239 0 5	55	181 4 2	16	53 412 8 1	8	28	451 19 3		
Taupo ..	347	25 5 4	1,334 17 3	140	647 15 10	11	30 744 16 10	6	21	651 15 5		
Tikokino ..	38	1 6 0	107 4 5	8	26 0 0	6	14 50 11 0	3	10	47 12 9		
Waipawa ..	714	40 16 8	2,623 3 3	543	1,571 0 2	58	285 1,778 10 2	26	114	1,081 0 2		
Waipukurau ..	387	19 7 0	1,281 12 7	189	647 2 8	31	242 1,609 8 0	16	69	1,429 6 9		
Wairoa ..	407	26 14 6	1,500 6 4	186	814 16 2	24	115 666 9 6	9	41	556 19 6		
NELSON ..	2,305	124 18 0	8,484 3 10	4,287	17,368 15 9	299	2,241 27,759 4 1	279	1,781	27,712 4 7		
Belgrove ..	49	2 4 2	164 4 1	34	117 7 7	8	46 306 7 0	1	14	190 19 4		
Brightwater ..	121	5 13 8	387 0 2	114	400 6 7	11	62 460 1 10	6	14	149 5 11		
Collingwood ..	616	24 2 2	2,457 2 5	88	390 4 8	18	172 984 8 0	4	33	519 8 7		
Motueka ..	392	18 2 8	1,423 4 11	191	703 9 0	34	295 2,380 6 5	25	130	1,532 9 0		
Port ..	166	9 13 0	539 11 2	93	286 3 11	24	171 855 4 2	15	70	626 8 1		
Richmond ..	97	5 3 2	332 6 9	104	378 19 6	11	123 1,054 18 2	4	37	520 17 4		
Takaka ..	256	10 18 6	947 17 8	100	360 6 11	12	46 547 15 0	5	25	276 19 8		
Wakefield ..	100	4 9 6	329 10 10	89	203 12 8	15	104 2,212 9 0	13	49	649 16 7		
NEW PLYMOUTH ..	1,793	92 0 6	6,176 17 10	1,908	7,071 17 5	343	1,932 29,055 14 4	341	1,898	26,837 15 11		
Inglewood ..	213	10 12 2	823 3 10	130	617 6 11	28	152 1,174 0 5	15	108	1,352 7 11		
Opunake ..	301	11 19 2	996 17 3	218	809 8 8	25	88 861 15 2	11	45	544 10 4		
Pungarehu ..	103	3 14 8	400 13 0	52	257 18 2	5	51 435 16 0	4	10	132 15 2		
Stratford ..	352	13 18 10	1,336 2 0	223	1,038 12 1	22	66 1,034 2 6	23	78	731 3 5		
Waitara ..	303	13 18 10	1,098 19 0	202	731 16 10	35	213 1,301 2 8	12	65	519 8 10		
OAMARU ..	2,684	127 1 8	8,471 14 6	1,574	5,560 4 6	406	2,383 25,780 16 5	327	1,625	22,349 17 3		
Duntroon ..	183	6 16 2	665 13 7	47	183 4 6	12	66 455 3 3	5	14	85 9 3		
Hampden ..	273	9 9 2	891 8 2	159	538 7 1	9	68 264 13 8	10	20	115 11 5		
Herbert ..	231	7 18 8	651 12 8	48	241 8 1	10	57 586 6 0	3	22	190 13 7		
Kakanui ..	180	8 7 2	654 5 2	25	106 11 11	18	76 702 5 9	..	11	64 19 0		
Kurow ..	206	9 3 0	759 2 6	71	293 12 5	15	78 404 12 7	2	24	190 16 2		
Maheno ..	160	6 18 8	617 8 9	37	135 4 10	11	44 365 6 0	5	7	34 18 2		
Ngapare ..	108	5 8 6	380 16 9	30	117 6 0	5	25 119 0 0	5	9	41 10 9		
THAMES ..	1,741	79 5 4	5,510 13 10	1,189	4,199 13 2	240	2,149 17,929 0 2	283	1,794	18,677 9 0		
Karangahake ..	41	1 14 10	123 7 8	9	23 7 10	4	14 9 4 0	2	5	20 3 4		
Katikati ..	122	5 12 6	351 0 0	69	327 16 2	8	75 180 11 0	5	25	59 0 0		
Maketu ..	81	4 2 6	265 11 3	48	138 12 1	11	31 325 4 3	3	9	219 18 2		
Opotiki ..	502	23 14 3	1,337 9 5	193	723 11 5	31	113 984 15 0	8	29	641 8 5		
Paeroa ..	280	10 18 6	729 12 8	94	295 17 11	18	111 600 19 0	7	18	296 1 3		
Rotorua ..	378	22 10 6	1,532 7 8	228	1,037 3 1	32	127 1,301 10 1	14	65	1,322 18 5		
Tapu ..	6	0 5 0	12 6 0	11	19 16 8		
Tauranga ..	488	26 14 10	1,623 17 9	571	1,890 7 9	50	326 3,388 12 0	25	127	2,186 18 4		
Te Aroha ..	480	21 2 0	1,693 16 6	310	1,123 8 4	45	269 1,043 9 9	29	101	808 15 8		
Te Puke ..	70	2 19 10	207 11 7	33	99 5 10	5	18 112 15 8	1	14	168 15 10		
Waiorongomai ..	156	6 2 6	536 8 5	67	297 7 5	15	112 469 10 0	9	58	464 8 3		
Whakatane ..	104	4 4 2	388 12 2	34	114 14 0	6	14 76 10 0		

Table No. 3—continued.

TABLE showing the Number and Amount of Transactions at the several Money Order and Savings Bank Offices in the Colony of New Zealand during the Year 1887—continued.

Office.	Money Orders.					Savings Banks.						
	Issued.			Paid.		New Accounts opened.	Deposits.		Accounts closed.	Withdrawals.		
	No.	Commission.	Amount.	No.	Amount.		No.	Amount.		No.	Amount.	
		£ s. d.	£ s. d.		£ s. d.		£ s. d.		£ s. d.		£ s. d.	
TIMARU ..	2,279	143 12 6	8,721 0 9	1,872	6,813 19 5	429	2,756	25,058 15 7	343	2,082	24,778 1 4	
Fairlie Creek ..	175	8 15 2	698 2 1	66	394 19 6	13	54	411 4 2	5	23	225 14 2	
Geraldine ..	503	20 17 4	1,431 9 2	189	794 19 2	50	248	1,967 16 5	32	122	1,978 8 11	
Makikihi ..	36	1 5 10	104 9 6	4	18 2 3	1	10 0 0	
Pleasant Point..	104	4 13 6	367 18 9	59	186 11 8	19	67	468 14 0	4	14	208 16 7	
St. Andrew ..	62	2 6 6	173 10 1	31	169 11 4	10	45	354 14 7	7	14	104 12 10	
Temuka ..	466	22 8 4	1,545 0 2	226	801 4 0	78	323	2,238 19 3	26	101	1,044 10 8	
Waimate ..	727	32 3 8	2,503 19 4	346	897 1 11	92	509	4,808 1 4	52	218	3,259 4 0	
WANGANUI ..	3,145	162 15 2	11,200 16 6	2,821	9,664 16 9	502	3,116	29,737 5 0	446	2,538	30,246 16 5	
Bull's ..	362	18 2 10	1,234 11 4	150	591 3 7	41	250	996 18 1	16	90	647 4 3	
Fordell ..	75	2 15 2	254 7 0	25	77 17 9	9	59	220 0 4	1	3	16 7 4	
Hawera ..	776	36 8 0	2,647 3 9	631	2,340 18 10	79	396	4,083 14 2	43	188	2,815 16 5	
Mania ..	422	18 7 0	1,557 2 4	188	815 19 0	22	85	1,013 11 7	13	72	864 5 4	
Manutahi ..	35	1 15 8	138 16 0	39	193 11 8	4	16	17 13 0	..	3	171 0 0	
Marton ..	1,070	45 19 4	3,317 16 5	515	1,643 12 7	88	490	3,325 11 0	32	167	1,877 18 3	
Normanby ..	175	8 4 10	585 10 1	133	599 19 10	21	66	1,539 14 11	9	53	1,275 9 4	
Patea ..	484	23 15 10	1,531 17 1	364	1,293 12 0	51	270	2,624 14 3	25	96	1,213 5 4	
Turakina ..	226	9 12 8	721 4 11	53	204 4 8	9	97	453 12 0	13	24	217 12 11	
Waitotara ..	89	5 11 8	334 10 2	37	179 18 6	3	30	161 10 0	3	12	70 11 2	
Waverley ..	326	14 5 6	944 17 9	110	390 13 11	23	96	697 5 9	4	22	184 14 1	
WELLINGTON ..	13,326	756 4 6	41,999 3 10	13,884	50,653 12 2	2,239	16,303	184,407 4 2	1,881	14,089	188,243 16 10	
Ashurst ..	83	3 5 0	332 13 2	17	91 13 0	7	21	157 15 6	6	10	132 19 5	
Campbelltown ..	76	2 9 2	260 6 11	14	104 6 6	6	28	38 0 0	5	5	18 10 7	
Carterton ..	545	23 13 4	1,764 0 10	207	759 2 7	81	479	3,158 1 2	42	184	2,602 3 1	
Castlepoint ..	114	6 10 10	471 16 6	30	165 0 0	11	34	427 5 0	7	9	592 15 2	
Chatham Islands ..	47	2 13 0	252 6 6	15	97 4 1	
Ekatahuna ..	394	16 17 0	1,856 14 1	141	697 12 3	27	61	858 18 4	8	39	521 10 10	
Featherston ..	330	14 8 10	1,045 17 7	162	599 7 5	37	221	1,973 6 6	24	62	696 8 8	
Feilding ..	835	43 9 4	3,249 6 1	536	1,897 16 2	80	424	2,825 1 10	47	201	2,399 13 3	
Foxton ..	359	15 10 8	1,111 12 0	309	1,105 2 5	34	199	1,191 6 0	20	72	553 4 0	
Greytown ..	485	22 5 10	1,600 2 4	259	859 8 6	48	323	2,397 2 8	45	162	1,601 17 4	
Halcombe ..	291	11 6 6	922 16 2	119	425 4 6	20	82	447 14 5	18	46	515 18 8	
Hutt ..	228	13 6 4	770 2 9	211	863 11 1	70	493	2,302 13 3	29	100	957 17 7	
Johnsonville ..	31	2 0 8	125 1 3	32	122 16 6	24	223	959 11 0	3	34	364 4 8	
Kaitoke ..	99	3 9 2	321 18 4	12	52 11 1	5	47	191 8 0	3	5	14 17 8	
Martinborough ..	115	7 12 6	534 1 0	30	127 1 4	14	39	537 12 0	8	22	384 19 8	
Masterton ..	1,511	78 5 6	4,822 2 4	1,195	4,302 15 5	154	900	8,233 14 6	98	424	7,178 5 1	
Mauriceville ..	214	6 19 6	797 8 9	41	167 5 0	6	26	254 10 0	3	21	291 13 2	
Newtown ..	44	1 16 6	159 6 2	29	122 0 11	12	74	236 12 0	4	19	150 7 10	
Otaki ..	343	15 7 0	1,158 9 8	214	829 8 7	34	178	1,690 18 3	29	116	1,173 16 3	
Pahiatua ..	259	10 11 6	879 15 7	102	353 0 9	21	57	374 1 4	9	48	502 16 11	
Palmerston North ..	1,578	74 9 6	5,244 14 3	1,120	4,076 19 5	146	728	7,929 19 4	77	348	6,307 10 2	
Petone ..	238	12 17 4	712 6 8	170	547 19 9	51	335	3,064 0 5	17	65	1,288 2 3	
Sanson ..	222	9 4 2	716 17 1	81	324 13 10	15	95	542 12 2	6	30	353 2 7	
Te Aro ..	1,428	75 11 6	4,299 1 5	108	324 9 1	354	3,728	11,132 17 0	76	374	1,846 9 11	
Te Nui ..	232	11 6 4	891 10 6	42	174 12 7	26	82	942 0 6	8	39	633 12 3	
Upper Hutt ..	162	6 8 2	571 19 4	71	214 11 7	17	130	927 10 0	4	28	219 11 3	
Woodville ..	1,605	69 10 8	5,844 16 5	602	2,351 6 11	131	426	5,467 0 2	71	199	3,144 10 6	
WESTPORT ..	1,893	116 12 4	7,116 2 10	772	3,047 13 5	230	1,185	12,890 6 11	195	640	11,188 3 9	
Boatman's ..	425	28 12 6	1,861 18 11	19	111 11 6	38	220	1,520 17 1	16	41	730 7 2	
Cape Foulwind ..	104	4 2 6	422 15 8	1	1 7 0	18	45	435 0 0	..	4	36 0 0	
Charleston ..	205	11 4 4	640 16 0	60	152 4 0	7	90	517 0 0	7	20	295 11 5	
Longford ..	310	17 10 0	1,577 19 4	33	208 2 0	9	17	408 8 0	1	6	78 7 6	
Lyell ..	578	26 5 0	2,678 19 5	107	385 12 9	15	79	768 13 8	14	36	727 2 9	
Waimangaroa ..	487	27 9 6	1,783 12 2	76	287 16 11	41	359	1,969 7 7	24	87	808 15 2	

SUMMARY.

POSTAL DISTRICT OF—	£	s.	d.	£	s.	d.	£	s.	d.	£	s.	d.	£	s.	d.
Auckland ..	27,939	1,533	3 10	100,130	4 11	29,706	107,426	4 7	2,484	14,554	158,255	12 0	2,023	11,523	147,750 14 11
Blenheim ..	3,551	177	3 4	12,056	19 4	1,555	5,683	13 8	351	2,169	21,158	7 0	266	1,476	23,403 0 9
Christchurch ..	18,521	1,069	7 4	64,193	0 8	17,853	61,142	15 4	3,519	27,840	270,022	5 3	2,551	18,923	249,294 10 2
Dunedin ..	20,965	1,130	19 10	71,805	7 2	24,808	87,059	10 9	3,374	25,765	221,229	0 3	2,985	15,561	195,786 18 3
Gisborne ..	2,264	131	11 2	7,929	11 5	764	2,866	11 0	295	1,598	13,908	10 9	220	1,147	11,306 12 8
Greymouth ..	7,173	441	17 0	28,779	7 4	3,244	12,694	12 6	767	3,413	43,112	0 4	393	1,845	30,516 12 10
Hokitika ..	2,743	140	0 4	8,929	19 6	1,633	5,519	18 4	201	1,480	13,273	4 1	220	825	15,251 1 7
Invercargill ..	9,861	437	15 6	33,754	12 8	7,002	25,101	18 9	840	4,709	43,679	3 10	679	2,831	38,367 7 1
Napier ..	10,188	595	10 4	36,680	3 8	5,985	22,031	5 5	1,125	6,047	60,631	4 5	758	4,069	52,730 13 8
Nelson ..	4,102	205	4 10	15,065	1 10	5,100	20,209	6 7	432	3,260	36,560	13 8	352	2,153	32,178 9 1
New Plymouth ..	3,065	146	4 2	10,832	12 11	2,733	10,527	0 1	458	2,502	33,862	11 1	406	2,204	30,118 1 7
Oamaru ..	4,025	181	3 0	13,092	2 1	1,991	7,175	19 4	486	2,797	28,678	3 8	357	1,732	23,073 15 7
Thames ..	4,449	209	6 9	14,312	14 11	2,856	10,291	1 8	465	3,359	26,422	0 11	386	2,245	24,865 16 8
Timaru ..	4,352	236	2 10	15,545	9 10	2,793	10,076	9 3	691	4,002	35,308	5 4	469	2,575	31,609 8 6
Wanganui ..	7,185	347	13 8	24,468	13 4	5,066	17,996	9 1	852	4,971	44,871	10 1	605	3,268	39,601 0 10
Wellington ..	25,194	1,317	10 4	82,086	7 6	19,753	72,410	13 5	3,670	25,736	242,668	15 6	2,548	16,751	222,690 15 7
Westport ..	4,002	231	16 2	16,082	4 4	1,068	4,194	7 7	358	1,995	18,509	13 3	257	834	13,864 7 9
	159,579	8,532	10 5	555,744	13 5	133,910	482,437	17 4	20,368	136,197	1,312,151	1 5	15,515	89,962	1,182,409 7 6

Table No. 4.
TABLE showing the Business of the Post Office Savings Banks in New Zealand Year by Year, from the Date of their Establishment to the 31st December, 1887.

Postal Districts.	Number of Post Office Savings Banks Open at the Close of the Year.	Number of Deposits received during the Year.	Total Amount of Deposits received during the Year.	Average Amount of each Deposit received during the Year.	Number of Withdrawals during the Year.	Total Amount of Withdrawals during the Year.	Average Amount of each Withdrawal during the Year.	Excess of Deposits over Withdrawals during the Year.	Excess of Withdrawals over Deposits during the Year.	Cost of Management during the Year.	Average Cost of each Transaction, Deposit, or Withdrawal.	Interest for the Year.	Number of Accounts Opened during the Year.	Number of Accounts remaining Open at Close of the Year.	Total Amount standing to the Credit of all open Accounts, inclusive of Interest to the Close of the Year.	Average Amount standing to the Credit of each open Account at the Close of the Year.	
			£ s. d.	£ s. d.	£ s. d.	£ s. d.	£ s. d.	£ s. d.	£ s. d.	£ s. d.	£ s. d.	£ s. d.			£ s. d.	£ s. d.	
Auckland	66	14,554	158,355 12 0	10 17 5	11,523	147,750 14 11	12 16 5	10,504 17 1	2,444 13 9	4,000	0 4 1	8,273 17 5	2,484	2,023	9,673	221,579 5 7	22 18 0
Blenheim	7	2,169	21,158 7 0	9 15 4	1,476	23,403 0 9	15 17 1	1,196 3 9	351	266	1,624	29,923 2 5	18 8 7
Christchurch	33	27,840	270,022 5 3	9 13 10	18,923	249,204 10 3	12 13 3	20,727 15 1	15,201 5 10	3,519	2,551	17,016	402,375 9 7	23 12 11
Dunedin	34	25,765	221,220 0 3	8 11 8	15,561	195,786 18 3	12 12 10	25,442 2 0	11,910 16 8	3,374	2,985	13,563	316,199 4 9	23 6 6
Gisborne	2	1,598	13,968 10 9	8 14 1	1,147	11,306 12 8	9 19 10	2,601 18 1	476 15 11	295	220	655	13,870 3 4	21 3 6
Greytown	6	3,413	43,112 0 4	12 12 8	1,845	30,516 12 10	16 10 9	12,595 7 6	1,742 14 5	767	393	1,988	51,222 1 1	25 5 9
Hokitika	6	1,480	13,273 4 1	8 19 4	825	15,251 1 7	18 9 9	930 11 4	201	220	979	33,993 3 9	24 8 3
Invercargill	23	4,709	43,679 3 10	9 5 6	2,831	38,367 7 1	13 11 0	5,311 16 9	2,544 9 8	840	679	2,988	67,118 19 5	22 9 10
Napier ...	17	6,047	60,631 4 5	10 0 6	4,069	52,730 13 8	12 19 2	7,900 10 9	2,063 9 7	1,125	798	3,482	72,167 19 5	20 14 6
Nelson ...	9	3,260	36,560 13 8	11 4 3	2,153	32,178 9 1	14 19 0	4,382 4 7	1,936 7 6	432	352	2,775	54,892 16 10	19 19 10
New Plymouth	6	2,502	33,862 11 1	13 10 8	2,204	30,118 1 7	13 13 4	3,744 0 6	1,430 0 5	458	406	1,588	40,504 16 10	25 10 1
Oamaru	8	2,797	28,678 3 8	10 5 1	1,732	23,073 15 7	13 5 10	5,604 8 1	1,571 16 0	486	357	1,521	42,802 3 0	28 2 8
Pahia	12	3,359	26,422 0 11	7 17 3	2,245	24,865 16 8	11 6 6	1,556 4 3	1,818 9 5	405	386	2,416	48,188 14 8	19 19 10
Pahia	18	4,002	35,308 5 4	8 16 5	2,575	31,609 8 6	12 6 3	3,698 16 10	2,168 17 10	601	469	2,483	56,929 19 2	22 18 7
Pahia	12	4,971	44,871 10 1	9 0 7	3,268	39,601 0 10	12 2 4	5,270 9 3	2,271 11 1	832	605	3,157	62,824 0 3	19 19 8
Pahia	27	25,736	242,668 15 6	9 8 10	16,751	222,690 15 7	13 5 10	19,977 19 11	10,324 10 5	3,070	2,548	12,760	282,256 13 4	22 2 5
Pahia	7	1,995	18,509 13 3	9 5 8	834	13,864 7 9	16 2 5	4,645 5 6	901 18 0	358	257	1,056	26,326 5 3	25 18 0
Totals for Colony in 1887	283	136,197	1,312,151 1 5	9 12 8	89,962	1,182,409 7 6	13 2 10	129,741 13 11	...	4,000	0 4 1	67,363 15 3	20,368	15,515	79,724	1,813,084 18 8	22 14 10
"	271	137,989	1,248,405 6 11	9 0 11	89,182	1,336,287 6 4	14 19 8	...	87,881 19 5	4,000	0 4 1	65,825 9 6	21,671	16,757	74,871	1,615,979 9 6	21 11 8
"	256	131,373	1,341,001 3 2	10 4 1	84,832	1,204,305 8 3	14 18 0	76,695 14 11	...	4,000	0 4 1	62,228 3 11	20,661	16,421	69,957	1,638,035 19 5	23 8 4
"	243	129,279	1,227,909 11 4	9 9 11	80,800	1,195,931 0 11	14 16 0	31,978 10 5	...	4,000	0 4 1	57,381 13 7	20,228	16,447	65,717	1,499,112 0 7	22 16 3
"	222	127,609	1,178,474 4 1	9 4 8	78,405	1,295,719 18 3	16 10 6	...	117,245 14 2	4,000	0 4 1	56,046 17 3	20,386	15,997	61,936	1,409,751 16 7	22 15 2
"	207	129,952	1,325,852 2 11	10 4 0	69,368	1,142,599 0 1	16 9 8	183,253 2 10	...	4,000	0 4 1	54,909 13 11	21,014	14,595	57,517	1,470,950 13 6	25 11 5
"	190	125,855	1,189,012 2 7	9 8 11	60,137	902,195 1 8	15 0 1	286,817 0 11	...	3,500	0 4 1	42,204 19 0	25,059	12,718	51,008	1,232,787 16 9	24 3 4
"	180	81,660	864,441 18 10	10 11 9	57,446	780,504 13 4	13 11 8	83,937 5 6	...	3,500	0 4 1	31,715 18 2	16,137	12,217	38,667	903,765 16 10	23 7 6
"	165	71,895	812,399 11 11	11 6 1	54,698	776,180 19 3	16 0 4	...	63,781 7 4	3,000	0 5 1	31,715 18 2	15,401	12,786	34,747	787,005 19 0	22 12 11
"	147	69,968	762,084 12 0	10 18 0	42,746	742,053 14 3	17 7 2	20,030 17 9	...	2,500	0 5 3	31,664 12 9	13,005	9,634	32,132	819,071 8 2	25 9 9
"	138	60,953	681,294 13 2	11 3 6	39,363	667,023 7 5	16 18 10	14,271 5 9	...	2,500	0 5 3	29,193 14 6	11,235	8,591	28,761	767,375 17 8	26 13 4
"	124	57,295	664,134 12 6	11 11 9	39,486	696,281 7 4	17 12 8	...	32,146 14 10	2,500	0 5 3	28,762 4 7	11,255	9,472	26,117	723,910 17 5	27 14 4
"	119	56,129	657,653 4 0	11 14 4	36,977	729,759 17 9	19 14 8	...	72,106 13 9	2,500	0 5 3	28,565 3 5	10,346	8,681	24,334	727,295 7 8	29 17 9
"	103	52,627	609,249 14 3	13 5 8	29,778	620,155 8 9	20 16 5	79,094 5 6	...	2,250	0 6 8	26,935 6 8	10,346	5,736	21,742	770,836 18 0	35 9 0
"	97	39,223	580,542 5 5	14 10 2	21,268	425,908 3 5	20 0 5	154,634 2 0	...	1,800	0 7 1	20,106 16 10	7,332	3,816	17,132	664,807 5 10	36 2 5
"	92	31,681	430,877 0 0	13 12 0	17,254	415,700 12 1	18 3 0	117,700 12 1	...	1,556	0 7 1	14,711 0 5	6,295	3,188	13,566	490,066 7 0	36 2 5
"	81	24,642	312,338 18 4	12 13 6	14,773	261,347 16 3	17 13 9	50,991 2 1	...	1,351	0 8 4	11,291 10 10	4,615	2,353	10,549	357,654 14 6	33 18 1
"	70	20,489	264,328 5 7	12 18 0	11,934	209,509 13 2	17 11 1	54,818 12 5	...	1,204	0 9 1	9,242 3 11	4,304	2,277	8,317	295,372 1 7	35 10 3
"	59	17,133	240,898 5 9	14 1 2	9,202	180,518 4 1	19 8 7	60,380 1 8	...	1,186	0 10 1	7,412 3 0	3,839	1,801	6,290	231,311 5 3	36 15 5
"	55	13,014	194,535 11 6	14 18 11	6,365	107,094 17 3	16 16 6	87,440 14 3	...	789	0 9 1	4,880 7 3	3,282	1,186	4,252	163,518 15 7	38 9 1
Totals for Colony from 1st Feb. to 31st Dec., 1887	46	6,977	96,372 7 10	13 16 3	1,919	26,415 18 9	13 15 3	69,956 9 1	...	822	1 10 1	1,241 5 0	2,520	364	2,156	71,197 14 1	33 0 5

Table No. 5.

BALANCE-SHEET of the New Zealand Post Office Account for the Year ended 31st December, 1887.

	Balances on 1st January, 1887.				Transactions.				Balances on 31st December, 1887.			
	Cr.		Dr.		Cr.		Dr.		Cr.		Dr.	
	£	s. d.	£	s. d.	£	s. d.	£	s. d.	£	s. d.	£	s. d.
MONEY ORDER ACCOUNTS:—												
Money orders	13,892	7 0	613,107	13 5	612,328	14 8	14,671	5 9
United Kingdom, &c. ..	14,144	17 10	85,415	4 6	90,847	15 7	2,712	6 9
United States of America, &c. ..	549	3 9	5,621	2 8	5,073	6 0	1,097	0 5
Victoria	1,831	13 0	20,396	0 8	24,469	18 2	2,242	4 6
South Australia	188	5 4	1,399	7 5	1,165	11 4	422	1 5
New South Wales	636	8 5	15,099	16 2	12,515	2 5	3,221	2 2
Queensland	600	14 1	2,554	11 3	2,907	15 2	953	18 0
Tasmania	364	3 4	2,501	13 6	2,258	0 5	120	10 3
Western Australia	27	15 3	424	6 4	502	9 4	105	18 3
Commission	383	8 11	1,247	1 11	1,245	17 3	382	4 3
SAVINGS BANK ACCOUNTS:—												
Deposits and withdrawals ..	1,615,979	9 6	1,379,514	16 8	1,182,409	7 6	1,813,084	18 8
Transfers	186	16 6	66,331	11 1	66,324	1 10	194	5 9
TELEGRAPH ACCOUNTS:—												
Receipts	2,692	11 9	137,407	1 5	135,521	3 0	4,578	10 2
New South Wales	978	16 5	21,228	0 10	20,940	14 8	1,266	2 7
New Zealand & Australian Cable ..	373	4 8	9,708	16 10	9,498	16 9	583	4 9
POSTAL REVENUE ACCOUNTS:—												
Stamps	97,958	14 5	287,479	14 3	263,506	12 9½	121,931	15 10½
Postal Guides	314	15 0	314	15 0
Private box and bag rents	4,029	15 0	4,029	15 0
Miscellaneous revenue	325	7 6½	325	7 6½
Money order commission	8,532	10 5	8,532	10 5
Total revenue	6,456	0 8½	199,447	10 6	204,076	1 10	1,827	9 4½
GENERAL ACCOUNTS:—												
Post Office Account	36,507	15 11	1,426,084	10 7	1,429,956	14 7	40,379	19 11
Postmasters and Telegraphists	154,996	12 6	2,433,987	12 3½	2,463,734	14 9½	184,743	15 0
Investments	1,586,331	10 0	649,210	0 0	803,584	0 0	1,740,705	10 0
Accrued interest on investments	11,984	16 0	11,984	16 0	15,406	6 2	15,406	6 2
Advances to Treasury for payments to London office on Money Order Account	21,247	18 1	21,247	18 1
Commission on postage-stamps	63	3 6	782	16 9	822	14 0	103	0 9
Gratuities for carriage of mails	384	2 2½	5,485	1 0	5,749	12 4½	648	13 7
Miscellaneous expenses	1,232	1 4	26,180	2 8	27,341	13 4	2,393	12 0
License-fees—Game	960	13 0	960	13 0
Government Insurance receipts ..	752	14 8	12,303	14 0	12,426	19 11	629	8 9
Registration of births, &c. ..	93	1 3	1,057	10 0	1,077	12 9	72	18 6
Receipts under Live Stock Acts ..	1,031	16 0	14,747	12 6	15,423	6 0	356	2 6
Machinery-fees	124	0 0	3,113	0 0	3,130	0 0	107	0 0
Property-tax	24,384	0 3½	82,466	7 9	106,811	3 10	39	4 2½
Postal notes	26,686	12 6½	51,510	8 4	45,726	14 9	32,470	6 1½
Maintenance of private lines	1,049	14 6	1,049	14 6
San Francisco contributions, moiety to Sydney ..	881	4 1	3,894	4 10	5,025	6 3	249	17 4
Consolidated revenue	0	3 0	66	9 11	66	9 11	0	3 0
Under District Railways Purchasing Act	457	12 1	1,574	0 8	2,031	12 9
Oyster licenses	0	5 0	0	5 0
Postage from London	22,478	8 8	18,750	0 0	3,728	8 8
Imperial Institute	3	5 1	3	5 1
Samoan Government	89	5 4	89	5 4
Profit and loss	3,844	7 11	86,338	2 4	83,496	2 8	6,686	7 7
Totals	1,814,124	1 1½	1,814,124	1 1½	7,697,454	18 7	7,697,454	18 7	2,009,683	8 1	2,009,683	8 1

Table No. 6.

SECURITIES, &c., standing in the Name of the Postmaster-General, on Account of the Post-Office Savings Bank Fund, on the 31st December, 1887.

Description of Securities, &c.	Nominal Value.		Value at Cost Price.		Interest and Dividends accrued but not received at Close of Year.
	£	s. d.	£	s. d.	£ s. d.
Thames Harbour Board Debentures, 6 per cents	4,000	0 0	4,000	0 0	120 0 0
Borough of Thames Debentures, 6 per cents	6,500	0 0	6,500	0 0	191 5 0
Oamaru Harbour Mortgages, 5½ per cents	33,000	0 0	33,000	0 0	4,205 16 1
Borough of Hamilton Debentures, 5½ per cents	6,000	0 0	6,000	0 0	137 8 6
North Rakaia River Bonds, 5 per cents	5,500	0 0	5,500	0 0	114 10 5
Patea Harbour Board Debentures, 5½ per cents	10,000	0 0	10,000	0 0	79 17 3
Oamaru Corporation Debentures, 7 per cents	5,000	0 0	5,000	0 0	307 6 6
Consolidated Loan 1867 Debentures, 4 per cents	13,000	0 0	12,480	0 0	109 13 11
Immigration and Public Works Loan 1870 Debentures, 4 per cents ..	173,200	0 0	166,272	0 0	1,461 10 2
Immigration and Public Works Loan 1870, Debenture No. 1994, 4½ per cents	14,900	0 0	14,527	10 0	141 8 11
Defence Loan 1870 Debentures, 4 per cents	75,000	0 0	72,000	0 0	632 17 6
Defence Loan Debentures, 4½ per cents	5,000	0 0	5,000	0 0	..
General Purposes Loan, 1873–9, 5 per cents	49,500	0 0	49,500	0 0	108 9 11
General Purposes Loan, 4 per cents	5,200	0 0	4,342	0 0	43 17 7
Westland Loan 1873 Scrip, 5 per cents	50,000	0 0	50,800	0 0	527 7 11
“Inscribed Stock Act, 1882,” 5 per cents	250,000	0 0	250,000	0 0	2,054 16 1
“State Forest Act 1885” Debentures, 5 per cents	6,000	0 0	6,000	0 0	57 5 2
“Public Revenues Act 1886” Debentures, 5 per cents	38,000	0 0	38,000	0 0	421 12 10
“Public Revenues Act 1886” Debentures, 4½ per cents	100,000	0 0	100,000	0 0	1,109 11 10
Oamaru Gas Bonds, 6 per cents	9,300	0 0	9,300	0 0	47 7 9
District Railways Debentures, 4 per cents	34,000	0 0	34,000	0 0	342 15 10
Deficiency Bills, 5 per cents	424,900	0 0	424,900	0 0	..
Hokitika Harbour Board Debentures, 6 per cents	9,000	0 0	9,000	0 0	73 19 5
Loans to Local Bodies’ Scrip, 5 per cents	100,000	0 0	100,000	0 0	931 10 0
Consolidated Stock Scrip, &c., 5 per cents	324,584	0 0	324,584	0 0	1,467 5 9
Post Office Account	718 11 10
Totals	1,751,584	0 0	1,740,705	10 0	15,406 6 2

Table No. 7.—DIRECT MAIL SERVICE.

STATEMENT showing the Number of Days occupied in the Delivery of Mails between London and the under-mentioned Places by the Direct Mail Service of the New Zealand Shipping Company.

F.—1.

8

FROM LONDON VIA PLYMOUTH.

AUCKLAND.			WELLINGTON.			CHRISTCHURCH.			DUNEDIN.			INVERCARGILL.		
Date of Despatch from London.	Date of Arrival in Auckland.	No. of Days.	Date of Despatch from London.	Date of Arrival in Wellington.	No. of Days.	Date of Despatch from London.	Date of Arrival in Christchurch.	No. of Days.	Date of Despatch from London.	Date of Arrival in Dunedin.	No. of Days.	Date of Despatch from London.	Date of Arrival in Invercargill.	No. of Days.
1887. January 14	1887. March 3	48	1887. January 14	1887. February 27	44	1887. January 14	1887. February 28	45	1887. January 14	1887. March 1	46	1887. January 14	1887. March 1	46
February 11	March 28	45	February 11	March 26	43	February 11	March 27	44	February 11	March 27	44	February 11	March 28	45
March 11	April 27	47	March 11	April 25	45	March 11	April 26	46	March 11	April 26	46	March 11	April 27	47
April 8	May 24	46	April 8	May 22	44	April 8	May 23	45	April 8	May 23	45	April 8	May 24	46
May 6	June 22	47	May 6	June 19	44	May 6	June 21	45	May 6	June 21	46	May 6	June 22	47
June 3	July 18	48	June 3	July 17	44	June 3	July 18	45	June 3	July 19	46	June 3	July 19	46
July 1	August 15	45	July 1	August 13	43	July 1	August 15	45	July 1	August 15	45	July 1	August 16	46
July 29	September 15	48	July 29	September 13	46	July 29	September 14	47	July 29	September 15	48	July 29	September 15	48
August 26	October 13	48	August 26	October 9	44	August 26	October 10	45	August 26	October 10	45	August 26	October 11	46
September 23	November 10	48	September 23	November 6	44	September 23	November 8	46	September 23	November 8	46	September 23	November 9	47
October 21	December 5	45	October 21	December 3	43	October 21	December 5	45	October 21	December 5	45	October 21	December 6	46
November 18	1888. January 2	45	November 18	1888. December 31	43	November 18	1888. January 1	44	November 18	1888. January 2	45	November 18	1888. January 3	46
December 16	February 2	48	December 16	January 30	45	December 16	January 31	46	December 16	January 31	46	December 16	February 1	47
Maximum	..	48	46	47	48	48
Minimum	..	45	43	44	44	45
Average	..	46.77	44	45.31	45.62	46.38

TO LONDON VIA PLYMOUTH.

AUCKLAND.			WELLINGTON.			CHRISTCHURCH.			DUNEDIN.			INVERCARGILL.		
Date of Despatch from Auckland.	Date of Arrival in London.	No. of Days.	Date of Despatch from Wellington.	Date of Arrival in London.	No. of Days.	Date of Despatch from Christchurch.	Date of Arrival in London.	No. of Days.	Date of Despatch from Dunedin.	Date of Arrival in London.	No. of Days.	Date of Despatch from Invercargill.	Date of Arrival in London.	No. of Days.
1887. January 11	1887. February 23	43	1887. January 13	1887. February 23	41	1887. January 12	1887. February 23	42	1887. January 12	1887. February 23	42	1887. January 11	1887. February 23	43
February 8	March 22	42	February 10	March 22	40	February 9	March 22	41	February 9	March 22	41	February 8	March 22	42
March 10	April 19	40	March 9	April 19	41	March 7	April 19	43	March 7	April 19	43	March 6	April 19	44
April 5	May 16	41	April 7	May 16	39	April 6	May 16	40	April 6	May 16	40	April 5	May 16	41
May 3	June 13	41	May 5	June 13	39	May 4	June 13	40	May 4	June 13	40	May 3	June 13	41
May 31	July 13	43	May 5	July 13	42	June 2	July 13	41	June 1	July 13	42	May 31	July 13	43
June 27	August 8	42	June 29	August 8	40	June 30	August 8	39	June 29	August 8	40	June 28	August 8	41
July 25	September 4	41	July 27	September 4	39	July 28	September 4	38	July 27	September 4	39	July 26	September 4	40
August 23	October 3	41	August 25	October 3	39	August 24	October 3	40	August 23	October 3	41	August 23	October 3	41
September 19	October 30	41	September 21	October 30	39	September 22	October 30	38	September 21	October 30	39	September 20	October 30	40
October 18	November 28	41	October 20	November 28	39	October 19	November 28	40	October 19	November 28	40	October 18	November 28	41
November 15	December 26	41	November 17	December 26	39	November 16	December 26	40	November 16	December 26	40	November 15	December 26	41
December 13	1888. January 23	41	December 15	1888. January 23	39	December 14	1888. January 23	40	December 14	1888. January 23	40	December 13	1888. January 23	41
Maximum	..	43	42	43	43	44
Minimum	..	40	39	38	39	40
Average	..	41.38	39.69	40.15	40.54	41.46

Table No. 8.—SAN FRANCISCO MAIL SERVICE.

STATEMENT showing the Number of Days occupied in the Delivery of Mails between London and the under-mentioned Places by the San Francisco Mail Service.

FROM LONDON VIA SAN FRANCISCO.

AUCKLAND.				WELLINGTON.				DUNEDIN.				SYDNEY.				MELBOURNE.			
Date of Despatch from London.	Date of Arrival in Auckland.	No. of Days.	Date of Despatch from London.	Date of Arrival in Wellington.	No. of Days.	Date of Despatch from London.	Date of Arrival in Wellington.	No. of Days.	Date of Despatch from London.	Date of Arrival in Dunedin.	No. of Days.	Date of Despatch from London.	Date of Arrival in Sydney.	No. of Days.	Date of Despatch from London.	Date of Arrival in Melbourne.	No. of Days.		
1887. January 27	1887. March 9	41	1887. January 24	1887. March 11	43	1887. January 27	1887. March 11	43	1887. January 27	1887. March 12	44	1887. January 27	1887. March 14	46	1887. January 27	1887. March 15	47		
February 24	April 2	37	February 24	April 3	38	February 24	April 3	38	February 24	April 5	40	February 24	April 6	41	February 24	April 7	42		
March 23	April 30	38	March 23	May 1	39	March 23	May 1	39	March 23	May 3	41	March 23	May 5	43	March 23	May 6	44		
April 20	May 26	36	April 20	May 29	39	April 20	May 29	39	April 20	June 30	40	April 20	June 31	41	April 20	June 1	42		
May 18	June 23	36	May 18	June 25	38	May 18	June 25	38	May 18	June 27	40	May 18	June 28	41	May 18	June 29	42		
June 15	July 22	37	June 15	July 24	39	June 15	July 24	39	June 15	July 26	41	June 15	July 27	42	June 15	July 29	44		
July 13	August 18	36	July 13	August 20	38	July 13	August 20	38	July 13	August 22	40	July 13	August 23	41	July 13	August 25	43		
August 10	September 17	38	August 10	September 18	39	August 10	September 18	39	August 10	September 20	41	August 10	September 22	43	August 10	September 23	44		
September 7	October 13	36	September 7	October 15	38	September 7	October 15	38	September 7	October 16	39	September 7	October 18	41	September 7	October 19	42		
October 5	November 11	37	October 5	November 13	39	October 5	November 13	39	October 5	November 15	41	October 5	November 16	42	October 5	November 17	43		
November 2	December 10	38	November 2	December 11	39	November 2	December 11	39	November 2	December 13	41	November 2	December 14	42	November 2	December 15	43		
November 30	1888. January 6	37	November 30	1888. January 8	39	November 30	1888. January 8	39	November 30	1888. January 9	40	November 30	1888. January 11	42	November 30	1888. January 12	43		
December 28	February 3	37	December 28	February 5	39	December 28	February 5	39	December 28	February 6	40	December 28	February 8	42	December 28	February 10	44		
Maximum	...	41	43	43	44	46	47		
Minimum	...	36	38	38	39	41	42		
Average	...	37.23	39	40.62	40.62	42.08	43.31		

TO LONDON VIA SAN FRANCISCO.

MELBOURNE.				SYDNEY.				DUNEDIN.				WELLINGTON.				AUCKLAND.			
Date of Despatch from Melbourne.	Date of Arrival in London.	No. of Days.	Date of Despatch from Sydney.	Date of Arrival in London.	No. of Days.	Date of Despatch from Dunedin.	Date of Arrival in London.	No. of Days.	Date of Despatch from Wellington.	Date of Arrival in London.	No. of Days.	Date of Despatch from Auckland.	Date of Arrival in London.	No. of Days.					
1886. December 28	1887. February 9	43	1886. December 29	1887. February 9	42	1886. December 31	1887. February 9	40	1887. January 1	1887. February 9	39	1887. January 3	1887. February 9	37					
1887. January 25	March 10	44	1887. January 26	March 10	43	1887. January 28	March 10	41	1887. January 29	March 10	40	1887. January 31	March 10	38					
February 22	April 3	40	February 23	April 3	39	February 25	April 3	37	February 26	April 3	36	February 28	April 3	34					
March 22	May 2	41	March 23	May 2	40	March 25	May 2	38	March 26	May 2	37	March 28	May 2	35					
April 19	June 3	45	April 20	June 3	44	April 22	June 3	42	April 23	June 3	41	April 25	June 3	39					
May 17	June 26	40	May 18	June 26	39	May 20	June 26	37	May 21	June 26	36	May 23	June 26	34					
June 14	July 25	41	June 15	July 25	40	June 17	July 25	38	June 18	July 25	37	June 20	July 25	35					
July 12	August 25	44	July 13	August 25	43	July 15	August 25	41	July 16	August 25	40	July 18	August 25	38					
August 9	September 19	41	August 10	September 19	40	August 12	September 19	38	August 13	September 19	37	August 15	September 19	35					
September 6	October 17	41	September 7	October 17	40	September 9	October 17	38	September 10	October 17	37	September 12	October 17	35					
October 4	November 13	40	October 5	November 13	39	October 7	November 13	37	October 8	November 13	36	October 10	November 13	34					
November 1	December 12	41	November 2	December 12	40	November 4	December 12	38	November 5	December 12	37	November 7	December 12	35					
November 29	1888. January 10	42	November 30	1888. January 10	41	December 2	1888. January 10	39	December 3	1888. January 10	38	December 5	1888. January 10	36					
Maximum	...	45	43	42	41	39					
Minimum	...	40	39	37	36	34					
Average	...	41.77	40.77	38.77	37.77	35.77					

Table No. 9.—PENINSULAR AND ORIENTAL MAIL SERVICE.

STATEMENT showing the Number of Days occupied in the Delivery of Mails between London and the under-mentioned Places by the Mail Service *via* Colombo and Brindisi.FROM LONDON *VIA* BRINDISI AND COLOMBO.

MELBOURNE.			SYDNEY.			BLUFF.			CHRISTCHURCH.			WELLINGTON.			AUCKLAND.		
Date of Despatch from London.	Date of Arrival in Melbourne.	No. of Days.	Date of Despatch from London.	Date of Arrival in Sydney.	No. of Days.	Date of Despatch from London.	Date of Arrival at Bluff.	No. of Days.	Date of Despatch from London.	Date of Arrival in Christchurch.	No. of Days.	Date of Despatch from London.	Date of Arrival in Wellington.	No. of Days.	Date of Despatch from London.	Date of Arrival in Auckland.	No. of Days.
1887. Jan. 7	1887. Feb. 14	38	1887. Jan. 7	1887. Feb. 15	39	1887. Jan. 7	1887. Feb. 21	45	1887. Jan. 7	1887. Feb. 22	46	1887. Jan. 7	1887. Feb. 23	47	1887. Jan. 7	1887. Feb. 22	46
Jan. 21	Feb. 27	37	Jan. 21	Feb. 28	38	Jan. 21	March 7	45	Jan. 21	March 9	47	Jan. 21	March 11	49	Jan. 21	March 8	48
Feb. 4	March 11	35	Feb. 4	March 12	36	Feb. 4	March 21	45	Feb. 4	March 22	46	Feb. 4	March 20	44	Feb. 4	March 22	46
Feb. 18	March 26	38	Feb. 18	March 28	38	Feb. 18	April 4	45	Feb. 18	April 5	46	Feb. 18	April 7	48	Feb. 18	April 5	46
March 4	April 9	36	March 4	April 11	38	March 4	April 18	45	March 4	April 19	46	March 4	April 19	46	March 4	April 19	46
March 18	April 26	39	March 18	April 27	40	March 18	May 3	46	March 18	May 4	47	March 18	May 5	48	March 18	May 3	46
April 1	May 7	36	April 1	May 9	38	April 1	May 16	45	April 1	May 17	46	April 1	May 17	46	April 1	May 17	46
April 15	May 21	36	April 15	May 23	38	April 15	May 30	45	April 15	May 31	46	April 15	June 1	47	April 15	June 1	47
April 29	June 4	36	April 29	June 6	38	April 29	June 12	44	April 29	June 14	46	April 29	June 15	47	April 29	June 14	46
May 13	June 17	35	May 13	June 18	36	May 13	June 28	46	May 13	June 29	47	May 13	June 29	47	May 13	June 29	47
May 27	July 2	36	May 27	July 4	38	May 27	July 11	45	May 27	July 12	46	May 27	July 13	47	May 27	July 12	46
June 10	July 15	35	June 10	July 16	36	June 10	July 25	45	June 10	July 26	46	June 10	July 25	45	June 10	July 26	46
June 24	July 28	34	June 24	July 29	35	June 24	August 7	44	June 24	August 9	46	June 24	August 11	48	June 24	August 9	46
July 8	August 13	36	July 8	August 15	38	July 8	August 21	44	July 8	August 23	46	July 8	August 26	49	July 8	August 23	46
July 22	August 26	35	July 22	August 27	36	July 22	August 28	45	July 22	August 30	46	July 22	September 6	46	July 22	August 26	46
August 5	Sept. 9	35	August 5	Sept. 10	36	August 5	Sept. 19	45	August 5	Sept. 20	46	August 5	Sept. 19	45	August 5	Sept. 22	48
August 19	Sept. 23	35	August 19	Sept. 24	36	August 19	October 3	45	August 19	October 4	46	August 19	October 2	44	August 19	Oct. 4	46
Sept. 2	October 7	35	Sept. 2	October 8	36	Sept. 2	October 16	44	Sept. 2	October 17	45	Sept. 2	October 17	45	Sept. 2	Oct. 18	46
Sept. 16	October 22	36	Sept. 16	October 24	38	Sept. 16	October 31	45	Sept. 16	Nov. 1	46	Sept. 16	October 31	45	Sept. 16	Nov. 1	46
Sept. 30	Nov. 4	35	Sept. 30	Nov. 5	36	Sept. 30	Nov. 14	45	Sept. 30	Nov. 15	46	Sept. 30	Nov. 14	45	Sept. 30	Nov. 15	46
October 14	Nov. 20	37	October 14	Nov. 21	38	October 14	Nov. 27	44	October 14	Nov. 29	46	October 14	Nov. 30	47	October 14	Nov. 29	46
October 28	Dec. 2	35	October 28	Dec. 3	36	October 28	Dec. 11	44	October 28	Dec. 13	46	October 28	Dec. 14	47	October 28	Dec. 14	47
Nov. 11	Dec. 12	31	Nov. 11	Dec. 13	32	Nov. 11	Dec. 19	38	Nov. 11	Dec. 20	39	Nov. 11	Dec. 21	40	Nov. 11	Dec. 24	43
Nov. 25	Dec. 30	35	Nov. 25	Dec. 31	36	Nov. 25	1888. Jan. 10	46	Nov. 25	1888. Jan. 12	48	Nov. 25	1888. Jan. 13	49	Nov. 25	1888. Jan. 11	47
Dec. 9	Jan. 13	35	Dec. 9	Jan. 14	36	Dec. 9	Jan. 23	45	Dec. 9	Jan. 24	46	Dec. 9	Jan. 25	47	Dec. 9	Jan. 24	46
Dec. 23	Jan. 28	36	Dec. 23	Jan. 29	37	Dec. 23	Feb. 5	44	Dec. 23	Feb. 7	46	Dec. 23	Feb. 9	48	Dec. 23	Feb. 7	46
Maximum	...	39	40	46	48	49	48
Minimum	...	31	32	38	39	40	43
Average	...	35.58	36.88	44.58	45.88	46.42	46.12

Table No. 10.—ORIENT MAIL SERVICE.

STATEMENT showing the Number of Days occupied in the Delivery of Mails between London and the under-mentioned Places by the Mail Service *via* Suez and Brindisi.

FROM LONDON *via* BRINDISI AND SUEZ.

MELBOURNE.			SYDNEY.			BLUFF.			CHRISTCHURCH.			WELLINGTON.			AUCKLAND.		
Date of Despatch from London.	Date of Arrival in Melbourne.	No. of Days.	Date of Despatch from London.	Date of Arrival in Sydney.	No. of Days.	Date of Despatch from London.	Date of Arrival at Bluff.	No. of Days.	Date of Despatch from London.	Date of Arrival in Christchurch.	No. of Days.	Date of Despatch from London.	Date of Arrival in Wellington.	No. of Days.	Date of Despatch from London.	Date of Arrival in Auckland.	No. of Days.
1887.																	
Jan. 14	Feb. 17	34	Jan. 14	Feb. 18	35	Jan. 14	Feb. 28	45	Jan. 14	March 1	46	Jan. 14	March 3	48	Jan. 14	Feb. 28	45
Jan. 28	March 5	36	Jan. 28	March 7	38	Jan. 28	March 14	45	Jan. 28	March 15	46	Jan. 28	March 16	47	Jan. 28	March 15	46
Feb. 11	March 15	32	Feb. 11	March 16	33	Feb. 11	March 28	45	Feb. 11	March 29	46	Feb. 11	March 31	48	Feb. 11	March 28	45
Feb. 25	March 29	32	Feb. 25	March 30	33	Feb. 25	April 4	38	Feb. 25	April 5	39	Feb. 25	April 7	41	Feb. 25	April 5	39
March 11	April 14	34	March 11	April 15	35	March 11	April 25	45	March 11	April 27	47	March 11	April 29	49	March 11	April 25	45
March 25	April 28	34	March 25	April 29	35	March 25	May 9	45	March 25	May 11	47	March 25	May 14	50	March 25	May 17	53
April 8	May 11	33	April 8	May 12	34	April 8	May 23	45	April 8	May 24	46	April 8	May 26	48	April 8	May 23	45
April 22	May 25	33	April 22	May 26	34	April 22	June 7	46	April 22	June 9	48	April 22	June 11	50	April 22	June 13	52
May 6	June 7	32	May 6	June 8	33	May 6	June 12	37	May 6	June 14	39	May 6	June 15	40	May 6	June 20	45
May 20	June 22	33	May 20	June 23	34	May 20	July 5	46	May 20	July 6	47	May 20	July 8	49	May 20	June 29	40
June 3	July 7	34	June 3	July 8	35	June 3	July 18	45	June 3	July 20	47	June 3	July 22	49	June 3	July 18	45
June 17	July 18	31	June 17	July 19	32	June 17	July 25	38	June 17	July 26	39	June 17	July 25	38	June 17	July 26	39
July 1	August 4	34	July 1	August 5	35	July 1	August 15	45	July 1	August 16	46	July 1	August 11	41	July 1	August 15	45
July 15	August 15	31	July 15	August 16	32	July 15	August 21	37	July 15	August 23	39	July 15	August 26	42	July 15	August 23	39
July 29	August 30	32	July 29	August 31	33	July 29	Sept. 5	38	July 29	Sept. 6	39	July 29	Sept. 6	39	July 29	Sept. 6	39
August 12	Sept. 16	35	August 12	Sept. 17	36	August 12	Sept. 26	45	August 12	Sept. 27	46	August 12	Sept. 28	47	August 12	Oct. 3	52
August 26	Sept. 29	34	August 26	Sept. 30	35	August 26	October 17	52	August 26	Oct. 17	52	August 26	October 17	52	August 26	October 10	45
Sept. 9	October 13	34	Sept. 9	October 14	35	Sept. 9	October 24	45	Sept. 9	Oct. 25	46	Sept. 9	October 26	47	Sept. 9	October 31	52
Sept. 23	October 27	34	Sept. 23	October 28	35	Sept. 23	Nov. 7	45	Sept. 23	Oct. 28	46	Sept. 23	Nov. 9	47	Sept. 23	Nov. 7	45
October 7	Nov. 12	36	October 7	Nov. 14	38	October 7	Nov. 21	45	October 7	Nov. 22	46	October 7	Nov. 24	48	October 7	Nov. 28	52
October 21	Nov. 18	28	October 21	Nov. 19	29	October 21	Nov. 27	37	October 21	Nov. 29	39	October 21	Nov. 30	40	October 21	Nov. 29	39
Nov. 4	Dec. 6	32	Nov. 4	Dec. 7	33	Nov. 4	Dec. 11	37	Nov. 4	Dec. 13	39	Nov. 4	Dec. 14	40	Nov. 4	Dec. 14	40
Nov. 18	Dec. 19	31	Nov. 18	Dec. 21	33	Nov. 18	Dec. 26	38	Nov. 18	Dec. 28	40	Nov. 18	Dec. 30	42	Nov. 18	Dec. 27	39
1888.																	
Dec. 2	Jan. 3	32	Dec. 2	Jan. 4	33	Dec. 2	Jan. 16	45	Dec. 2	Jan. 18	47	Dec. 2	Jan. 13	42	Dec. 2	Jan. 11	40
Dec. 16	Jan. 18	33	Dec. 16	Jan. 19	34	Dec. 16	Jan. 30	45	Dec. 16	Jan. 31	46	Dec. 16	Jan. 25	40	Dec. 16	Jan. 30	45
Dec. 30	Feb. 2	34	Dec. 30	Feb. 3	35	Dec. 30	Feb. 13	45	Dec. 30	Feb. 15	47	Dec. 30	Feb. 10	42	Dec. 30	Feb. 13	45
Maximum	...	36	38	52	52	52	53
Minimum	...	28	29	37	39	38	39
Average	...	33	34.12	43.04	44.42	44.85	44.46

Table No. 10.—ORIENT MAIL SERVICE—continued.

STATEMENT showing the Number of Days occupied in the Delivery of Mails between London and the under-mentioned Places by the Mail Service *vi* Suez and Brindisi.

TO LONDON VIA SUEZ AND BRINDISI.

AUCKLAND.				WELLINGTON.				BLUFF.				SYDNEY.				MELBOURNE.			
Date of Despatch from Auckland.	Date of Arrival in London.	No. of Days.	Date of Despatch from Wellington.	Date of Arrival in London.	No. of Days.	Date of Despatch from Bluff.	Date of Arrival in London.	No. of Days.	Date of Despatch from Sydney.	Date of Arrival in London.	No. of Days.	Date of Despatch from Melbourne.	Date of Arrival in London.	No. of Days.					
1887. January 11	1887. February 24	..	1887. ..	1887. February 24	..	1887. January 15	1887. February 24	..	1887. January 6	1887. February 11	36	1887. January 7	1887. February 11	35					
January 25	March 10	44	..	March 10	40	January 29	March 10	40	January 20	February 24	35	January 21	February 24	34					
February 10	March 27	45	..	March 27	44	February 11	March 27	44	February 18	March 10	37	February 19	March 27	36					
..	February 26	April 10	43	March 4	April 10	35	March 5	April 10	36					
March 8	April 22	45	..	April 22	42	March 11	April 22	42	March 18	April 22	35	March 19	April 22	34					
March 22	May 1	40	..	May 1	37	March 25	May 1	37	April 1	May 1	30	April 2	May 1	29					
April 6	May 26	50	..	May 26	47	April 9	May 26	47	April 15	May 26	41	April 16	May 26	40					
April 20	May 30	40	..	May 30	37	April 23	May 30	37	April 29	May 30	31	April 30	May 30	30					
May 3	June 15	43	..	June 15	40	May 6	June 15	40	May 13	June 15	33	May 14	June 15	32					
May 18	July 3	46	..	July 3	43	May 21	July 3	43	May 27	July 3	37	May 28	July 3	36					
May 31	July 16	46	..	July 16	42	June 4	July 16	42	June 10	July 16	36	June 11	July 16	35					
..	June 17	July 29	42	June 24	July 29	35	June 25	July 29	34					
June 29	August 14	46	..	August 14	43	July 2	August 14	43	July 8	August 14	37	July 9	August 14	36					
July 13	August 31	49	..	August 31	47	July 15	August 31	47	July 21	August 31	41	July 23	August 31	39					
July 26	Sept. 10	46	..	Sept. 10	43	July 29	Sept. 10	43	August 4	Sept. 10	37	August 6	Sept. 10	35					
August 9	Sept. 22	44	..	Sept. 22	41	August 12	Sept. 22	41	August 19	Sept. 22	34	August 20	Sept. 22	33					
August 23	October 9	47	..	October 9	44	August 26	October 9	44	Sept. 2	October 9	37	Sept. 3	October 9	36					
..	Sept. 9	October 20	41	Sept. 16	October 20	34	Sept. 17	October 20	33					
Sept. 20	November 4	45	..	November 4	41	Sept. 24	November 4	41	Sept. 30	November 4	35	October 1	November 4	34					
October 4	November 20	47	..	November 20	44	October 7	November 20	44	October 14	November 20	37	October 15	November 20	36					
October 18	December 3	46	..	December 3	50	October 21	December 3	43	October 28	December 3	36	October 29	December 3	35					
November 1	December 16	45	..	December 16	42	November 4	December 16	42	November 11	December 16	35	November 12	December 16	34					
November 15	December 31	46	..	December 31	43	November 18	December 31	43	November 25	December 31	36	November 26	December 31	35					
..	December 2	1888. January 10	39	December 9	1888. January 10	32	December 10	1888. January 10	31					
November 29	1888. January 30	42	..	January 30	45	December 16	January 30	45	December 23	January 30	38	December 24	January 30	37					
December 13	..	48					
Maximum	..	50	50	47	41	40					
Minimum	..	40	47	37	30	29					
Average	..	45·18	48·5	42·12	35·65	34·58					

Table No. 11.

COMPARATIVE TABLE showing the Postal Revenue, and Number of Letters, Post-cards, Books, and Newspapers delivered and posted, within the several Postal Districts, during the Years 1875, 1885, 1886, and 1887.

Postal Districts.	Revenue.	Letters.		Post-cards.		Books.		Newspapers.	
		Delivered.	Posted.	Delivered.	Posted.	Delivered.	Posted.	Delivered.	Posted.
Auckland—	1875	£ 13,133 11 0	782,329	779,617	647,325	326,248
	1885	37,636 12 5	3,776,630	3,206,294	126,646	127,946	277,927	176,150	1,400,906
	1886	41,639 15 11	3,987,243	3,510,897	140,543	147,940	379,600	261,703	1,610,388
	1887	41,710 14 3	4,159,376	3,644,108	154,752	172,380	490,425	377,884	1,776,294
Thames—	1875	1,664 0 6	119,418	109,954	52,223	52,886
	1885	3,887 11 3	369,100	359,550	10,374	11,310	24,674	18,681	240,569
	1886	3,740 9 3	389,805	358,852	8,333	6,682	27,859	14,820	220,077
	1887	3,676 4 9	383,058	357,786	8,151	6,916	33,865	36,751	227,110
New Plymouth—	1875	1,815 9 5	97,040	89,469	72,462	49,632
	1885	3,210 16 4	261,426	225,966	23,179	24,037	34,545	26,676	168,844
	1886	3,239 18 1	277,095	227,812	19,123	18,135	30,901	15,821	155,415
	1887	2,883 1 7	283,127	241,735	22,100	21,307	25,831	15,717	158,678
Gisborne—	1875
	1885	1,545 13 0	153,998	132,210	1,846	2,990	10,699	12,870	115,089
	1886	1,681 11 4	152,035	151,385	2,795	2,093	12,129	12,181	121,069
	1887	1,850 17 6	172,549	159,848	1,846	2,600	13,455	14,586	128,401
Napier—	1875	4,076 19 8	186,993	230,973	128,480	150,750
	1885	7,953 16 0	795,236	711,282	21,203	21,437	75,283	52,286	354,159
	1886	9,230 9 0	873,717	825,669	23,699	30,186	94,809	70,902	401,102
	1887	9,360 0 11	966,667	889,564	26,897	30,511	93,470	86,983	447,668
Wanganui—	1875
	1885	8,219 18 7	872,430	710,775	34,658	36,504	137,956	52,871	441,792
	1886	9,613 18 3	849,576	798,850	42,341	39,481	113,204	60,879	384,735
	1887	8,615 11 7	842,439	734,838	46,280	52,546	102,284	75,088	382,135
Wellington—	1875	51,050 5 8	802,950	922,177	596,768	470,650
	1885	68,085 14 7	2,813,460	2,375,529	66,443	65,104	241,020	377,140	848,601
	1886	70,527 11 10	3,144,843	2,631,005	63,544	77,415	242,411	325,117	907,647
	1887	74,395 14 0	3,394,807	2,849,847	85,813	85,267	325,247	483,470	1,202,240
Nelson—	1875	2,399 11 10	205,716	180,707	145,470	111,769
	1885	4,667 18 1	456,222	411,034	10,543	13,234	55,536	35,526	203,346
	1886	5,045 4 10	448,396	475,527	13,286	18,265	43,901	41,808	167,333
	1887	5,510 16 3	475,579	506,298	19,448	29,237	50,843	49,972	195,117
Westport—	1875	1,053 6 2	73,527	57,447	95,237	51,258
	1885	1,432 19 2	121,589	114,699	3,718	2,730	10,634	5,547	83,772
	1886	1,701 15 7	122,382	131,404	3,926	2,756	12,870	8,060	95,316
	1887	1,615 16 10	157,411	130,143	4,017	5,512	15,210	11,076	112,632
Greymouth	1875	2,171 13 7	146,702	167,980	130,734	153,106
	1885	2,920 0 8	266,682	227,929	6,240	5,330	26,546	14,690	190,554
	1886	2,746 14 2	296,959	285,740	10,361	6,617	30,498	18,954	216,762
	1887	3,085 13 9	366,171	296,439	7,631	5,018	35,269	23,725	224,523
Hokitika—	1875	1,816 0 9	121,517	121,743	151,832	68,695
	1885	2,154 3 1	208,975	169,065	6,214	6,071	21,615	10,361	168,766
	1886	2,234 12 5	215,098	187,083	4,199	4,485	18,590	14,092	137,085
	1887	2,220 15 6	231,868	182,663	7,904	6,994	25,129	8,476	157,274
Blenheim—	1875	1,719 9 0	153,723	131,624	153,124	60,787
	1885	2,952 6 0	308,529	242,619	11,479	4,173	31,525	13,936	154,544
	1886	2,976 9 10	275,327	242,671	11,349	4,940	27,612	14,404	136,344
	1887	3,091 3 10	303,225	273,299	10,972	4,914	32,019	16,393	163,423
Christchurch—	1875	17,582 19 8	1,052,071	1,000,864	529,553	295,420
	1885	31,836 10 0	3,212,638	2,848,443	129,549	145,054	266,223	269,438	1,051,934
	1886	34,067 5 1	3,491,228	3,158,936	142,818	157,729	286,676	237,848	969,540
	1887	34,503 6 2	3,497,156	3,265,600	136,318	173,836	318,682	405,054	949,819
Timaru—	1875
	1885	6,454 6 2	783,900	607,516	33,670	33,553	69,593	35,204	234,260
	1886	7,396 11 3	746,226	653,718	38,805	37,011	72,839	64,480	204,763
	1887	7,416 3 4	768,612	693,303	43,745	40,781	93,418	82,901	224,523
Oamaru—	1875
	1885	3,998 7 6	569,101	370,721	15,587	15,990	52,156	26,403	271,180
	1886	3,990 9 6	427,700	358,527	13,403	20,124	43,199	22,165	195,884
	1887	3,693 2 9	418,717	350,727	18,265	14,118	40,391	20,839	140,647
Dunedin—	1875	20,891 5 9	1,106,168	1,343,748	1,142,015	872,706
	1885	32,468 19 10	3,231,124	2,820,025	97,812	119,119	240,409	373,035	1,168,778
	1886	36,793 7 3	3,046,394	3,168,360	109,993	122,447	208,832	349,804	1,031,849
	1887	33,781 11 7	3,079,011	3,124,576	113,984	151,212	268,021	475,826	1,061,645
Invercargill—	1875	3,121 5 9	205,249	238,145	181,133	120,913
	1885	9,873 14 10	1,170,338	924,820	54,561	31,629	94,367	87,438	588,276
	1886	10,563 0 2	1,152,424	1,022,008	43,758	45,305	102,011	186,680	523,900
	1887	10,234 14 5	1,166,672	1,010,555	49,933	46,488	101,933	69,472	579,046
Totals—	1875	122,495 18 9	5,053,403	5,374,448	4,026,457	2,784,820
	1885	229,299 7 6	19,371,378	16,458,477	653,722	666,211	1,670,708	1,595,252	7,685,370
	1886	247,189 3 9	19,896,448	18,188,144	692,276	741,611	1,747,941	1,719,718	7,479,209
	1887	247,645 9 0	20,666,445	18,711,329	758,056	849,637	2,605,492	2,254,213	8,131,175

Table No. 12.

TABLE showing the estimated Number of Letters, Post-cards, Book-packets and Parcels, and Newspapers delivered and posted, within the several Postal Districts of New Zealand, during the Year ended 31st December, 1887.

Postal Districts.	Delivered.				Posted.			
	Letters.	Post-cards.	Books and Parcels.	Newspapers.	Letters.	Post-cards.	Books and Parcels.	Newspapers.
Auckland	4,159,376	154,752	490,425	1,776,294	3,644,108	172,380	377,884	1,687,296
Thames	383,058	8,151	33,865	227,110	357,786	6,916	36,751	122,863
New Plymouth ..	283,127	22,100	25,831	158,678	241,735	21,307	15,717	91,572
Gisborne	172,549	1,846	13,455	128,401	159,848	2,600	14,586	70,317
Napier	966,667	26,897	93,470	447,668	889,564	30,511	86,983	353,197
Wanganui	842,439	46,280	102,284	382,135	734,838	52,546	75,088	200,551
Wellington	3,394,807	85,813	325,247	1,202,240	2,849,847	85,267	483,470	907,260
Nelson	475,579	19,448	50,843	195,117	506,298	29,237	49,972	155,142
Westport	157,411	4,017	15,210	112,632	130,143	5,512	11,076	56,530
Greymouth	366,171	7,631	35,269	224,523	296,439	5,018	23,725	118,612
Hokitika	231,868	7,904	25,129	157,274	182,663	6,994	8,476	85,163
Blenheim	303,225	10,972	32,019	163,423	273,299	4,914	16,393	80,262
Christchurch ..	3,497,156	136,318	318,682	949,819	3,265,600	173,836	405,054	1,178,060
Timaru	768,612	43,745	93,418	224,523	693,303	40,781	82,901	150,891
Oamaru	418,717	18,265	40,391	140,647	350,727	14,118	20,839	91,494
Dunedin	3,079,011	113,984	268,021	1,061,645	3,124,576	151,212	475,826	1,585,935
Invercargill ..	1,166,672	49,933	101,933	579,046	1,010,555	46,488	69,472	315,003
Totals	20,666,445	758,056	2,065,492	8,131,175	18,711,329	849,637	2,254,213	7,250,148
Previous year ..	19,896,448	692,276	1,747,941	7,479,209	18,188,144	741,611	1,719,718	6,844,838

Table No. 13.

TABLE showing the Number of Letters, Post-cards, Books, &c., and Newspapers delivered by the Letter-carriers from the Post Offices within the several Postal Districts during the Year ended 31st December, 1887.

Postal Districts.	Letters.	Post-cards.	Books, Circulars, and Parcels.	Newspapers.
Auckland	1,549,361	54,411	134,961	298,347
Thames	143,094	7,629	12,687	39,839
New Plymouth ..	107,570	8,767	12,732	68,628
Gisborne	38,801	1,710	5,214	27,870
Napier	155,116	7,032	14,959	31,291
Wanganui	269,084	15,917	25,425	90,525
Wellington	886,899	32,450	84,042	220,458
Nelson	113,236	4,973	9,558	50,408
Westport	34,659	1,959	2,090	17,490
Greymouth	123,873	3,354	7,176	59,197
Hokitika	49,203	2,638	7,653	26,018
Blenheim	67,997	3,981	9,276	36,862
Christchurch ..	1,517,033	64,851	125,098	343,825
Timaru	171,402	13,764	22,571	41,117
Oamaru	96,018	5,102	7,549	27,162
Dunedin	1,029,809	32,568	88,073	293,696
Invercargill ..	240,558	16,577	24,929	63,843
Totals	6,593,713	277,683	593,993	1,736,576
Previous year ..	6,376,152	246,172	437,595	1,797,336

Table No. 14.

TABLE showing the Number of Letters, Book-packets, and Newspapers received from and despatched to Places outside the Colony during the Year ended 31st December, 1887.

	Received.			Despatched.		
	Letters.	Books.	Newspapers.	Letters.	Books.	Newspapers.
United Kingdom—						
Via San Francisco ..	221,919	241,488	523,523	344,657	68,705	389,010
By N.Z. Shipping Co.'s packets ..	322,105	219,541	735,810	147,966	19,946	111,202
By Victorian packets ..	20,324	4,651	34,999	971	39	75
By New South Wales packets ..	14,134	3,624	20,140	2,246	56	152
By Shaw, Saville, & Co.'s steamers ..	14,770	598	49,260	17,477	1,703	5,253
Australian Colonies ..	492,512	219,358	600,607	486,735	53,136	408,784
Other places	83,033	55,233	185,795	88,246	15,010	118,212
Totals	1,168,797	744,493	2,150,134	1,088,298	158,595	1,032,688
Previous year	1,245,786	693,161	2,374,583	1,133,047	118,171	1,201,800

Table No. 15.

STATEMENT of Correspondence received from the United Kingdom *via* San Francisco, and per New Zealand Shipping Company's, Victorian, and New South Wales Packets, during the Year ended 31st December, 1887.

Date of Receipt.	<i>via</i> San Francisco.			Per New Zealand Shipping Company's Packets.			Per Victorian Packets.			Per New South Wales Packets.		
	Letters.	Books.	News-papers.	Letters.	Books.	News-papers.	Letters.	Books.	News-papers.	Letters.	Books.	News-papers.
March quarter*	68,283	74,304	161,084	74,332	50,663	169,802	4,690	1,073	8,077	3,262	836	4,648
April ..	17,287	7,329	38,585	22,278	23,636	53,765	776	158	1,263	950	132	861
"	1,062	264	1,519	507	30	738
May ..	13,281	5,049	36,194	22,589	21,204	56,279	768	89	1,256	645	173	877
"	744	123	1,537	342	61	621
"	645	90	1,305	592	276	822
June ..	15,110	7,804	44,485	25,965	14,989	53,183	806	173	1,240	439	181	780
"	630	251	1,200	587	125	770
July ..	16,336	11,121	30,666	22,172	11,797	54,711	860	136	1,375	376	138	642
"	740	102	1,305	576	131	828
August ..	18,675	77,440	60,500	23,677	16,557	77,207	707	207	1,655	430	171	918
"	627	87	1,220	536	53	845
September ..	15,725	11,928	35,885	26,101	14,182	54,013	889	324	1,167	358	136	707
"	557	98	1,130	650	114	844
October ..	22,022	25,329	37,696	23,472	12,679	59,351	886	166	1,425	489	114	650
"	875	256	1,395	431	83	899
"	894	333	1,365	608	102	927
November ..	16,851	10,709	46,315	25,186	21,989	56,476	656	192	1,290	616	116	690
"	786	142	1,335	479	268	810
December ..	18,349	10,475	32,113	25,245	12,512	51,726	708	210	1,380	587	134	840
"	31,088	19,333	58,297	1,018	177	1,560	674	250	423
Totals ..	221,919	241,488	523,523	322,105	219,541	735,810	20,324	4,651	34,999	14,134	3,624	20,140

Table No. 16.

STATEMENT of Correspondence despatched to the United Kingdom *via* San Francisco, and per New Zealand Shipping Company's, Victorian, and New South Wales Packets, during the Year ended 31st December, 1887.

Date of Despatch.	<i>via</i> San Francisco.			Per New Zealand Shipping Company's Packets.			Per Victorian Packets.			Per New South Wales Packets.		
	Letters.	Books.	News-papers.	Letters.	Books.	News-papers.	Letters.	Books.	News-papers.	Letters.	Books.	News-papers.
March quarter*	106,048	21,140	119,696	34,146	4,603	25,662	309	12	24	582	14	39
April ..	26,181	3,302	32,738	12,966	934	7,620	43	1	4	110	1	3
"	3	1	..	95	2	12
"	24	1	3
May ..	26,545	2,710	24,068	12,567	1,197	8,835	87	2	7
"	125	1	13
"	143	3	8
June ..	27,104	8,340	35,107	10,938	868	8,385	90	1	2	24	1	1
"	8,068	721	9,500	24	1	3	116	2	9
July ..	28,453	4,513	34,121	14,253	946	10,733	62	..	14	32	1	4
"	146	4	4
August ..	27,608	6,614	32,740	11,426	1,565	8,910	77	1	..	22	1	2
"	41	4	7	80	1	8
September ..	25,526	3,362	28,720	9,029	831	6,727	49	1	4	78	2	3
"	161	5	7
October ..	25,240	2,373	27,270	11,381	1,255	8,030	8	20	1	2
"	48	1	4	162	4	7
November ..	27,216	5,235	29,995	12,467	5,939	8,945	44	5	1	30	..	2
"	88	6	9	92	2	7
December ..	24,736	11,116	24,555	10,725	1,087	7,855	2	16	2	1
"	59	4	..	88	3	12
"	37	4	1
Totals ..	344,657	68,705	389,010	147,966	19,946	111,202	971	39	75	2,246	56	152

* Detailed figures for mails received and despatched during March quarter were destroyed by the late fire.

Table No. 17.

TABLE showing the Estimated Correspondence posted and delivered, with the Expenditure and Revenue of the Post Offices, in the several Postal Districts of New Zealand, and of the General Post Office, for the Year 1887.

Postal Districts.	No. of Offices.	Total Estimated Correspondence posted and delivered.					Expenditure.					Revenue.				
		Letters.	Post-cards.	Books and Parcels.	Newspapers.	Cost of Conveyance of Mails.	Salaries.	Contingencies.	Total.	Estimated.	Official Postage.	Total.				
Auckland	240	7,803,484	327,132	868,309	3,463,590	£ 3,802 0 7	£ 10,486 17 10	£ 2,427 9 4	£ 16,716 7 9	£ 34,740 4 11	£ 6,970 9 4	£ 41,710 14 3				
Thames	37	740,844	15,067	70,616	349,973	£ 1,588 11 4	£ 2,269 15 1	£ 317 3 3	£ 4,175 9 8	£ 3,202 13 1	£ 473 11 8	£ 3,676 4 9				
New Plymouth	19	524,862	43,407	41,548	250,250	£ 321 6 8	£ 945 0 0	£ 335 12 7	£ 1,601 19 3	£ 2,161 19 4	£ 721 2 3	£ 2,883 1 7				
Gisborne	24	332,397	4,446	28,041	198,718	£ 515 0 0	£ 615 0 10	£ 179 0 3	£ 1,309 1 1	£ 1,546 10 2	£ 304 7 4	£ 1,850 17 6				
Napier	56	1,856,231	57,408	180,453	800,865	£ 1,738 5 6	£ 2,827 0 0	£ 487 15 2	£ 5,953 0 8	£ 8,409 10 7	£ 950 10 4	£ 9,360 0 11				
Wanganui	34	1,577,277	98,826	177,372	582,686	£ 688 18 1	£ 2,587 10 0	£ 198 9 0	£ 3,474 17 1	£ 6,790 0 2	£ 1,825 11 5	£ 8,615 11 7				
Wellington	88	6,244,654	171,080	808,717	2,109,500	£ 1,691 10 5	£ 7,587 0 0	£ 2,374 18 7	£ 11,653 9 0	£ 24,423 0 1	£ 49,972 13 11	£ 74,395 14 0				
Totals for North Island	498	19,079,749	717,366	2,175,956	7,755,582	£ 10,345 12 7	£ 27,318 3 9	£ 6,320 8 2	£ 43,984 4 6	£ 81,273 18 4	£ 61,218 6 3	£ 142,492 4 7				
Nelson	43	981,877	48,685	100,815	350,259	£ 2,256 12 0	£ 2,004 5 0	£ 294 3 7	£ 4,555 0 7	£ 4,419 0 7	£ 1,091 15 8	£ 5,510 16 3				
Westport	29	287,554	9,529	26,286	169,102	£ 592 5 8	£ 872 10 0	£ 153 7 6	£ 1,618 3 2	£ 1,216 14 2	£ 399 2 8	£ 1,615 16 10				
Greymouth	26	662,610	12,649	58,994	343,135	£ 1,097 7 11	£ 1,523 10 0	£ 231 16 4	£ 2,852 14 3	£ 2,592 11 6	£ 493 2 3	£ 3,085 13 9				
Hokitika	35	414,531	14,868	33,605	242,437	£ 1,632 3 0	£ 1,053 0 0	£ 136 6 8	£ 2,821 9 8	£ 1,661 7 6	£ 559 8 0	£ 2,220 15 6				
Blenheim	23	576,524	15,886	48,412	243,685	£ 779 17 6	£ 1,065 16 9	£ 313 15 0	£ 2,159 9 3	£ 2,436 17 2	£ 654 6 8	£ 3,091 3 10				
Christchurch	159	6,762,756	310,154	723,736	2,127,879	£ 2,915 16 1	£ 8,452 14 7	£ 1,590 10 8	£ 12,959 1 4	£ 31,797 3 6	£ 2,706 2 8	£ 34,503 6 2				
Timaru	46	1,461,915	84,526	176,319	375,414	£ 555 18 6	£ 1,956 13 8	£ 199 1 0	£ 2,711 13 2	£ 6,505 6 6	£ 910 16 10	£ 7,416 3 4				
Oamaru	21	769,444	32,383	61,230	232,141	£ 196 0 0	£ 1,118 13 8	£ 113 9 7	£ 1,428 3 3	£ 3,245 3 9	£ 447 19 0	£ 3,693 2 9				
Dunedin	144	6,203,587	265,196	743,847	2,647,580	£ 5,122 18 8	£ 8,776 6 6	£ 1,619 16 2	£ 15,519 1 4	£ 31,211 3 1	£ 2,570 8 6	£ 33,781 11 7				
Invercargill	93	2,177,227	96,421	171,405	894,049	£ 1,508 16 0	£ 3,375 0 0	£ 714 11 9	£ 5,598 7 9	£ 9,320 16 5	£ 913 18 0	£ 10,234 14 5				
Totals for Middle Island	619	20,298,025	890,327	2,144,649	7,625,741	£ 16,657 15 4	£ 30,198 10 2	£ 5,366 18 3	£ 52,223 3 9	£ 94,406 4 2	£ 10,747 0 3	£ 105,153 4 5				
General Post Office	£ 63,531 9 11	£ 5,129 3 6	£ 894 3 2	£ 69,554 16 7	£ 37,674 15 7	£ ..	£ 37,674 15 7				
Totals for the Colony	1,117	39,377,774	1,607,693	4,319,705	15,381,323	£ 90,534 17 10	£ 62,645 17 5	£ 12,581 9 7	£ 165,762 4 10	£ 213,354 18 1	£ 71,965 6 6	£ 285,320 4 7				

Table No. 18.

CASH REVENUE derived from Private and Press Messages ; Value of Government Messages ; and the Number of Messages transmitted in the several Postal Districts of New Zealand for the Year ended 31st December, 1887.

Postal Districts.	Revenue derived from Private and Press Messages.	Value of General Government Messages.	Total Value of Messages of all Codes.	Number of Private and Press Messages.	Number of General Govt. Messages.	Total Number of Messages of all Codes.
	£ s. d.	£ s. d.	£ s. d.			
Auckland	14,407 11 5	4,552 8 2	18,959 19 7	263,670	38,287	301,957
Blenheim	1,772 13 4	571 12 0	2,344 5 4	30,367	5,688	36,055
Christchurch	10,433 18 7	2,282 13 1	12,716 11 8	171,697	18,379	190,076
Dunedin	11,477 17 0	2,623 14 3	14,101 11 3	208,947	23,081	232,028
Gisborne	1,523 0 6	339 11 9	1,862 12 3	25,682	2,950	28,632
Greymouth	3,978 7 3	851 11 11	4,829 19 2	68,529	7,286	75,815
Hokitika	1,429 16 10	383 1 1	1,812 17 11	24,073	3,073	27,146
Invercargill	4,016 3 6	984 0 9	5,000 4 3	73,533	10,543	84,076
Napier	6,520 19 10	1,417 6 0	7,938 5 10	97,825	12,956	110,781
Nelson	2,658 12 10	684 3 2	3,342 16 0	50,072	7,249	57,321
New Plymouth	1,428 8 8	757 3 2	2,185 11 10	26,820	7,319	34,139
Oamaru	1,875 17 9	313 16 6	2,189 14 3	29,946	2,898	32,844
Thames	2,465 6 1	813 17 5	3,279 3 6	47,551	6,426	53,977
Timaru	2,259 4 10	359 16 0	2,619 0 10	40,622	3,096	43,718
Wanganui	3,876 4 5	1,129 2 10	5,005 7 3	73,698	12,780	86,478
Wellington	13,951 8 0	11,447 9 7	25,398 17 7	321,722	77,448	399,170
Westport	1,930 0 10	694 4 2	2,624 5 0	35,017	6,164	41,181
Totals, 1887	86,005 11 8	30,205 11 10	116,211 3 6	1,589,771	245,623	1,835,394
Totals, 1886	88,385 1 7	27,281 4 9	115,666 6 4	1,583,717	252,549	1,836,266

Table No. 19.

NUMBER OF LETTERS posted in each Postal District during the Year ended 31st December, 1887; Number of Telegrams forwarded in each Postal District during the Year ended 31st December, 1887; and the Proportion of Telegrams to every 100 Letters; together with a similar Return for the previous Year.

Districts.	1886.			1887.		
	Number of Letters.	Number of Telegrams.	Proportion of Telegrams to every 100 Letters.	Number of Letters.	Number of Telegrams.	Proportion of Telegrams to every 100 Letters.
Auckland	3,510,897	301,708	11.06	3,644,108	301,957	12.06
Blenheim	242,671	35,542	6.82	273,299	36,055	7.57
Christchurch	3,158,636	195,706	16.13	3,265,600	190,076	17.18
Dunedin	3,168,360	240,538	13.17	3,124,576	232,028	13.42
Gisborne	151,385	26,804	5.64	159,848	28,632	5.58
Greymouth	285,740	62,802	4.54	296,439	75,815	3.91
Hokitika	187,083	28,805	6.49	182,663	27,146	6.72
Invercargill	1,022,008	90,537	11.28	1,010,555	84,076	12.01
Napier	825,669	103,215	8.99	889,564	110,781	8.02
Nelson	475,527	59,958	7.93	506,298	57,321	8.83
New Plymouth	227,812	31,112	7.32	241,735	34,139	7.08
Oamaru	385,527	34,777	11.08	350,727	32,844	10.67
Thames	358,852	68,068	5.27	357,786	53,977	6.60
Timaru	653,718	48,706	13.42	693,303	43,718	15.86
Wanganui	798,850	80,486	9.92	734,838	86,478	8.49
Wellington	2,631,005	388,118	6.77	2,849,847	399,170	7.13
Westport	131,404	39,384	3.33	130,143	41,181	3.16

Year.	Number of Letters.	Number of Telegrams.	Proportion of Telegrams sent to every 100 Letters.
1887	18,711,329	1,835,394	10.19
1886	18,188,144	1,836,266	10.09
1885	16,458,477	1,774,273	10.78
1884	16,020,056	1,654,305	10.32
1883	14,834,217	1,599,400	10.78
1882	14,546,748	1,570,189	10.79
1881-82	11,059,677	1,438,772	13.00
1880-81	10,895,998	1,304,712	11.97
1879-80 (for nine months only) ..	7,065,510	1,008,409	14.27
1878-79	7,374,786	1,448,943	19.64
1877-78	6,078,384	1,260,324	20.71
1876-77	5,540,920	1,124,432	20.29
1875-76	4,731,873	1,051,086	22.21
1874-75	4,059,517	917,218	22.59
1873-74	3,209,837	752,899	23.45
1872-73	2,828,372	568,960	19.76
1871-72	2,418,021	411,677	17.02
1870-71	2,626,947	312,874	11.91
1869-70	2,374,060	185,423	7.81
1868-69	2,749,488	146,167	6.12
1867-68	1,938,578	106,104	5.47

Table No. 20.

ORDINARY and PRESS TELEGRAMS despatched during the Four Quarters ended 31st December, 1886, also for each Quarter of the Year ended 31st December, 1887, and the REVENUE derived from each Class.

Code.	March Quarter.		June Quarter.		September Quarter.		December Quarter.		Totals.	
	Number.	Revenue derived.	Number.	Revenue derived.	Number.	Revenue derived.	Number.	Revenue derived.	Number.	Revenue derived.
1887.		£ s. d.		£ s. d.		£ s. d.		£ s. d.		£ s. d.
Ordinary ..	384,441	21,837 13 6	340,952	18,925 11 11	327,720	17,067 4 4	361,457	20,145 0 11	1,414,569	77,975 9 10
Press ..	43,801	2,007 10 11	39,514	1,811 1 2	41,736	1,912 18 0	50,151	2,298 11 9	175,202	8,030 1 10
Totals ..	428,241	23,845 4 5	380,466	20,736 13 1	369,456	18,980 2 4	411,608	22,443 11 10	1,589,771	86,005 11 8
1886.		£ s. d.		£ s. d.		£ s. d.		£ s. d.		£ s. d.
Ordinary ..	366,370	19,692 16 6	351,016	19,867 12 2	329,001	20,112 12 4	368,407	21,075 5 6	1,415,794	80,748 6 6
Press ..	43,027	2,072 8 3	46,780	1,647 2 7	41,759	2,340 11 1	37,347	1,576 13 2	167,923	7,636 15 1
Totals ..	409,397	21,765 4 9	397,796	21,514 14 9	370,760	22,453 3 5	405,754	22,651 18 8	1,583,717	88,385 1 7

Table No. 21.

COMPARATIVE TABLE showing the Progress of the TELEGRAPH DEPARTMENT during the Financial Years ended 30th June, 1866, 1867, 1868, 1869, 1870, 1871, 1872, 1873, 1874, 1875, 1876, 1877, 1878; to the 31st March, 1880, 1881, and 1882; and to the 31st December, 1882, 1883, 1884, 1885, 1886, and 1887.

Year ended	Number of Miles of Line.	Number of Stations Open.	Number of Telegrams forwarded during the Year.		Revenue derived from Private Press Messages, Money-orders, Telegrams, and Identical Receipts.	Value of Government Messages.	Total Value of Business done during the Year.	Cost of Maintenance of Stations.	Cost of Maintenance of Lines, excluding Australian cable subsidy.	Total Expenditure.	Cost of Maintenance of Lines per Mile.	Tariff in Operation.	
			Private, Press, and Provincial Government.	General Government.									Total.
30th June, 1866	699	13	24,761	2,746	27,407	£ 5,561	19 2	£ 483	3 2	6,045	£ 3,934	3 4	Mileage tariff.
" 1867	1,498	21	55,621	15,331	70,952	9,070	10 1	3,770	4 8	12,840	8,017	14 9	
" 1868	1,110	31	72,241	26,244	98,485	11,632	3 7	6,672	0 3	18,324	9,489	17 10	
" 1869	1,329	45	106,070	59,097	156,167	18,520	10 4	13,430	11 9	31,951	14,266	12 7	
" 1870	1,661	56	122,545	62,878	185,423	17,218	1 4	12,252	6 0	29,470	16,417	7 4	Mileage tariff in operation up to 1st Sept., 1869; uniform as 6d tariff from 1st Sept., 1869 to 31st March, 1870; and as tariff from 1st April, 1870.
" 1871	1,976 (a)	72	253,582	59,292	312,874	22,419	8 8	9,876	17 6	32,296	21,254	4 3	
" 1872	2,185 (b)	81	344,524	67,243	411,767	28,121	10 0	11,043	3 9	39,164	23,593	9 9	
" 1873	2,356 (c)	93	485,507	83,453	568,960	39,680	18 9	11,105	2 0	50,786	27,040	18 10	
" 1874	2,530 (d)	105	645,067	107,832	752,899	46,508	18 10	12,618	11 6	59,127	38,801	19 4	From 1st November, 1873, address and signature given in free.
" 1875	2,986 (e)	127	786,237	130,891	917,128	55,391	12 3	13,679	10 9	68,081	45,814	11 4	
" 1876	3,154 (f)	142	890,382	160,704	1,051,086	62,715	10 4	16,154	6 0	78,869	61,696	14 5	
" 1877	3,259 (g)	155	952,283	172,159	1,124,442	65,044	15 3	17,024	8 9	82,669	63,353	10 10	
" 1878	3,434 (h)	182	1,065,481	194,843	1,260,324	73,284	1 10	19,148	12 4	92,432	69,340	1 8	From 1st Jan., 1886, delayed telegrams posted to addressees immediately after their receipt at their offices of destination
" 1879	3,512 (i)	195	1,201,982	246,961	1,448,943	85,402	0 2	26,949	2 2	112,351	79,502	0 5	
31st March, 1880	3,638 (j)	214	824,734	183,075	1,008,409	58,120	3 3	19,797	6 3	77,827	68,651	10 10	
" 1881	3,758 (k)	227	1,058,342	246,370	1,304,712	73,002	2 8	27,021	3 8	100,023	78,224	1 8	
" 1882	3,824 (l)	234	1,215,849	222,923	1,438,772	78,828	19 8	22,737	16 4	101,566	69,165	5 0	From 1st Jan., 1886, delayed telegrams posted to addressees immediately after their receipt at their offices of destination
" 1883	3,974 (m)	264	1,361,817	208,372	1,570,189	90,633	11 2	20,008	11 11	111,242	73,554	9 1	
" 1884	4,074 (n)	302	1,379,483	219,917	1,599,400	93,822	3 3	21,555	19 2	115,378	73,054	4 6	
" 1885	4,264 (o)	330	1,433,458	220,847	1,654,305	95,634	5 5	20,855	19 7	116,490	70,036	6 2	
" 1886	4,463 (p)	375	1,533,406	240,867	1,774,273	101,632	8 0	24,860	9 0	126,512	77,082	4 4	From this mileage 78 miles to be deducted before computing the cost per mile for maintenance.
" 1887	4,546 (q)	412	1,583,717	252,549	1,836,266	106,638	12 2	27,281	4 9	133,919	77,473	10 7	
" 1887	4,646 (r)	437	1,589,771	245,623	1,835,394	106,548	4 0	30,205	11 10	136,753	76,580	10 0	From this mileage 109 miles to be deducted before computing the cost per mile for maintenance.

(a) From this mileage 78 miles to be deducted before computing the cost per mile for maintenance.

(b) 32

(c) 42

(d) 106

(e) 31

(f) 174

(g) 150

(h) 85

(i) 116

(j) 95

(k) 102

(l) 66

(m) 100

(n) 190

(o) 199

(p) 83

(q) 100

Table No. 22.

INSULATION TESTS of the FIRST and SECOND COOK STRAIT CABLES for the Year ended 31st December, 1887, showing the Resistance per Knot after Two Minutes' Electrification in Megohms (British Association Units of Resistance).

First Cook Strait Cable.				No. 1 Wire.	No. 2 Wire.	No. 3 Wire.	Second Cook Strait Cable.				Dielectric Resistance per Knot.
January	132	149	311	January	444
February	135	148	271	February	406
March	126	145	259	March	362
April	129	149	270	April	373
May	143	174	297	May	303
June	140	169	289	June	295
July	140	174	282	July	282
August	150	176	296	August	260
September	146	173	284	September	281
October	149	167	271	October	226
November	132	159	262	November	213
December	134	167	266	December	184

Table No. 23.

INSULATION TESTS of the WANGANUI and WAKAPUAKA CABLE for the Year ended 31st December, 1887, showing the Resistance per Knot after Ten Minutes' Electrification in Megohms (British Association Units of Resistance). Length of Cable laid, 108.69 Knots.

Date.							Dielectric Resistance per Knot.	Copper Resistance per Knot in Ohms.	Mean Temperature of Sea-bottom calculated from the Observed C.R.
							Twenty Cells.		Deg. Fahr.
January	5,159	10.94	56
February	3,512	11.0	59
March	3,837	11.09	62.75
April	3,920	11.06	61.8
May	5,198	11.0	59
June	5,789	11.04	60.9
July	5,300	10.95	57
August	3,360	10.89	54.01
September	8,225	10.92	55.4
October	5,725	10.98	58
November	5,856	10.95	57
December	6,023	10.95	57

Table No. 24.
COST of TELEGRAPH LINES and CABLES throughout the Colony.

Section of Line.	Number of Miles of Line.	Total Cost of Section.	Cost per Mile.
NORTH ISLAND.		£ s. d.	£ s. d.
Total, North Island, to 31st December, 1886	2,130½	229,657 15 10	..
Expenditure on sundry lines constructed during year 1887 ..	74½	5,362 16 8	72 9 2
Totals	2,205	235,020 12 6	..
SOUTH ISLAND.			
Total, South Island, to 31st December, 1886	2,415½	233,728 13 6	..
Expenditure on sundry lines constructed during year 1887 ..	26	1,781 19 5	68 10 9
Total, South Island, to 31st December, 1887	2,441½	235,510 12 11	..
Total, North Island, to 31st December, 1887	2,205	235,020 12 6	..
Totals	4,646½	470,531 5 5	..
Cook Strait cables		81,280 2 4	
Telephone exchanges		58,303 9 7	
Total		£610,114 17 4	

Table No. 25.
RETURN of the NUMBER and AMOUNT of TELEGRAPH MONEY ORDERS ISSUED within the several Postal Districts during the Year ended 31st December, 1887.

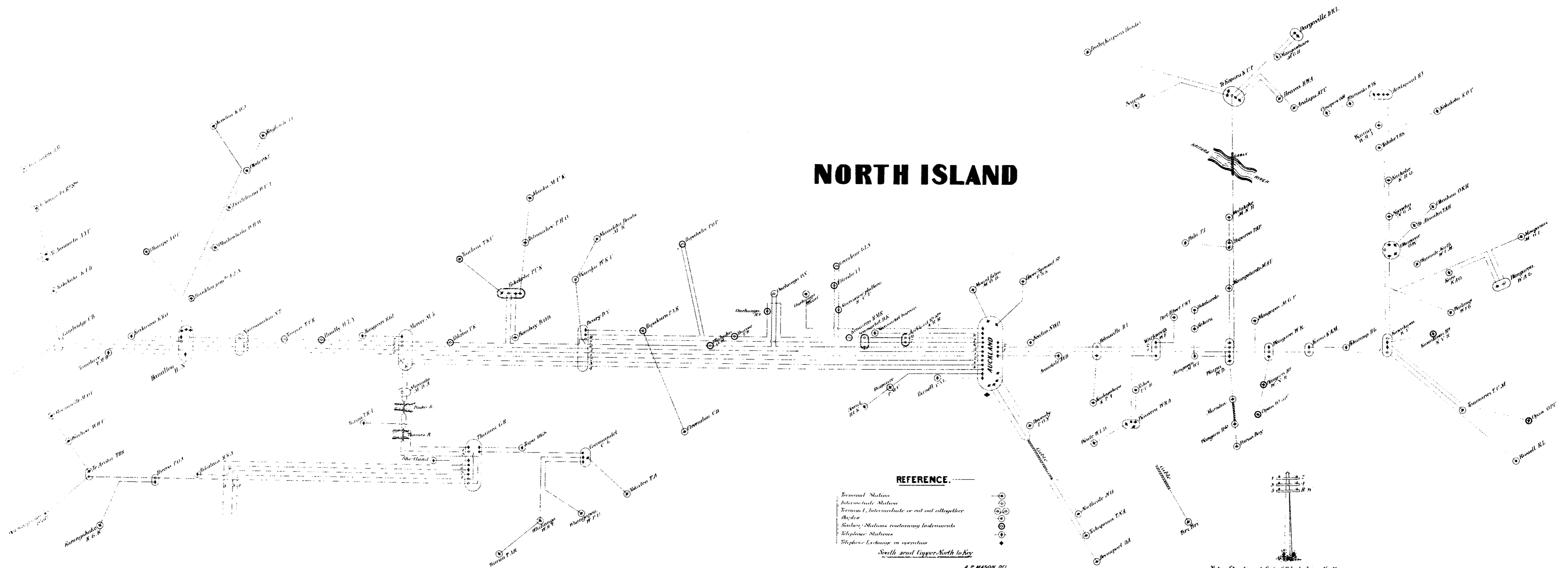
Districts.	Number.	Commission.	Amount.
		£ s. d.	£ s. d.
Auckland	2,657	132 17 0	10,283 4 6
Blenheim	471	23 11 0	1,498 4 5
Christchurch	1,451	72 11 0	5,536 1 9
Dunedin	1,500	75 0 0	5,518 10 7
Gisborne	497	24 17 0	1,759 4 2
Greymouth	1,562	78 2 0	6,274 3 7
Hokitika	306	15 6 0	1,065 7 0
Invercargill	636	31 16 0	2,012 19 3
Napier	1,755	87 15 0	6,980 12 9
Nelson	413	20 13 0	1,513 14 11
New Plymouth	317	15 17 0	995 11 0
Oamaru	208	10 8 0	673 5 3
Thames	524	26 4 0	1,573 8 5
Timaru	317	15 17 0	1,142 10 11
Wanganui	804	40 4 0	2,519 11 1
Wellington	2,735	136 15 0	9,216 1 11
Westport	746	37 6 0	2,827 3 7
Totals	16,899	844 19 0	61,389 15 1

Table No. 26.
CASH VALUE of SHIPPING and WEATHER TELEGRAMS and AMOUNT chargeable to each Department of the General Government for Telegrams transmitted during the Year ended 31st December, 1887.

Department.	Value.
	£ s. d.
Colonial Secretary	3,378 8 8
Customs	2,612 18 4
Defence	2,071 19 11
Judicial	2,482 1 5
Postal	3,800 16 7
Registrar-General	993 12 0
Treasury	1,814 2 9
Public Works	4,901 2 1
Shipping Reports	3,290 18 10
Weather Reports	3,300 0 0
General	1,559 11 3
Total	30,205 11 10

[Approximate Cost of Paper.—Preparation, nil ; printing (1,875 copies, exclusive of maps and plans), £46 13s. 8d.]

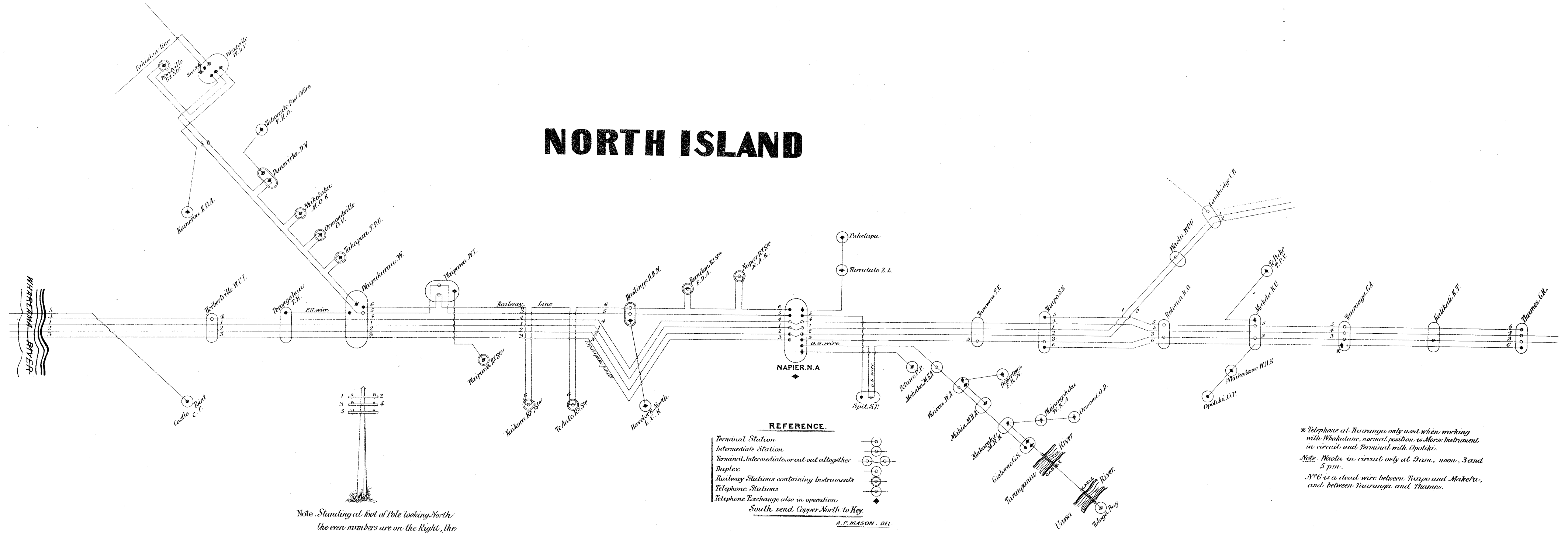
NORTH ISLAND



Photolithographed at the General Survey Office, Wellington N.Z. June 1888.

Note - Standing at foot of Hole looking North,
Nos 2, 4 & RW are on the Right, and
Nos 1, 3 & 5 are on the Left.

NORTH ISLAND









Note. Standing at foot of Pole looking North/
the even numbers are on the Right, the
odd numbers are on the Left.

* Telephone at Tairāhema only used when working
with Whakalane, normal position is Morse Instrument
in circuit and Terminal with Opoliki.
Note. Wairāhema in circuit only at 9 am., noon, 3 and
5 pm.
N°6 is a dead wire between Tairāhema and Maketu,
and between Tairāhema and Thames.

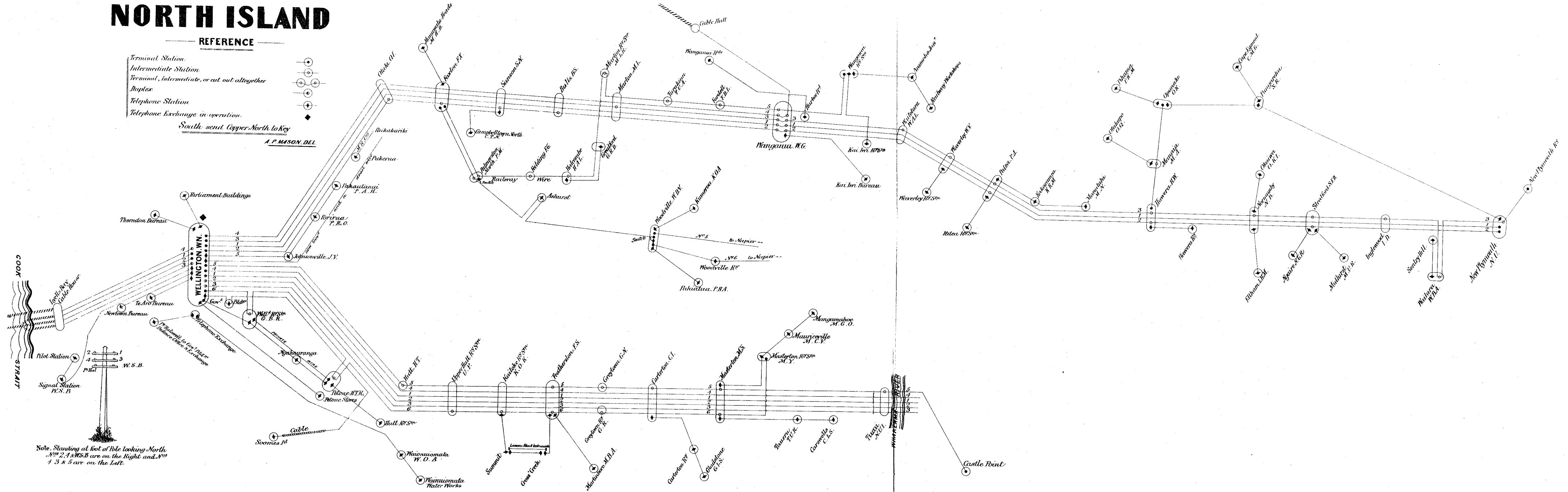
NORTH ISLAND

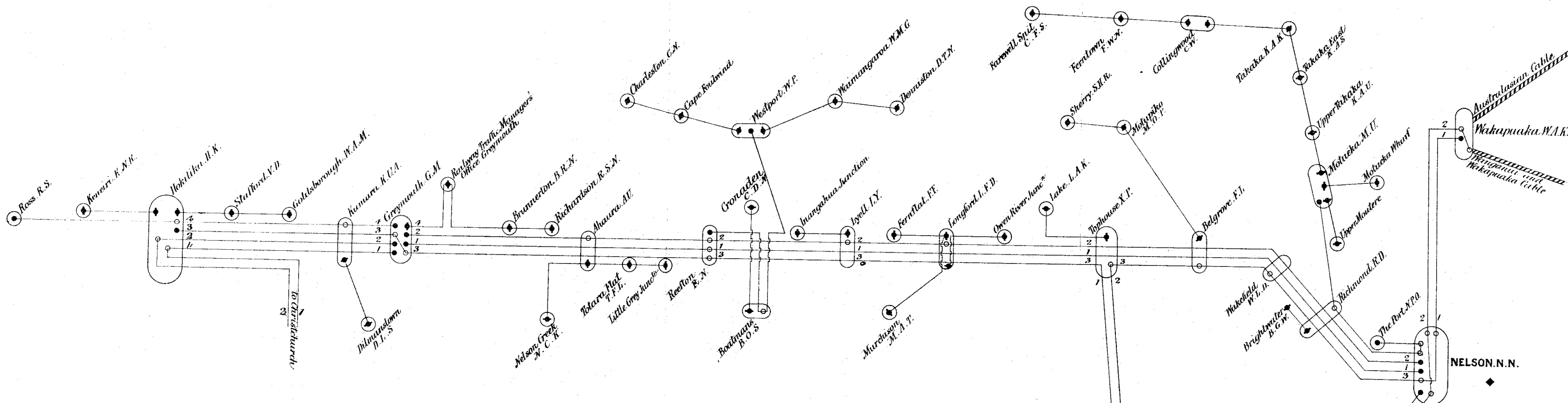
REFERENCE

- Terminal Station. 
- Intermediate Station. 
- Terminal, Intermediate, or cut out altogether. 
- Duplex. 
- Telephone Station. 
- Telephone Exchange in operation. 

South send Copper North to Key


A. P. MASON, DEL.



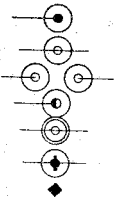


SOUTH ISLAND

REFERENCE.

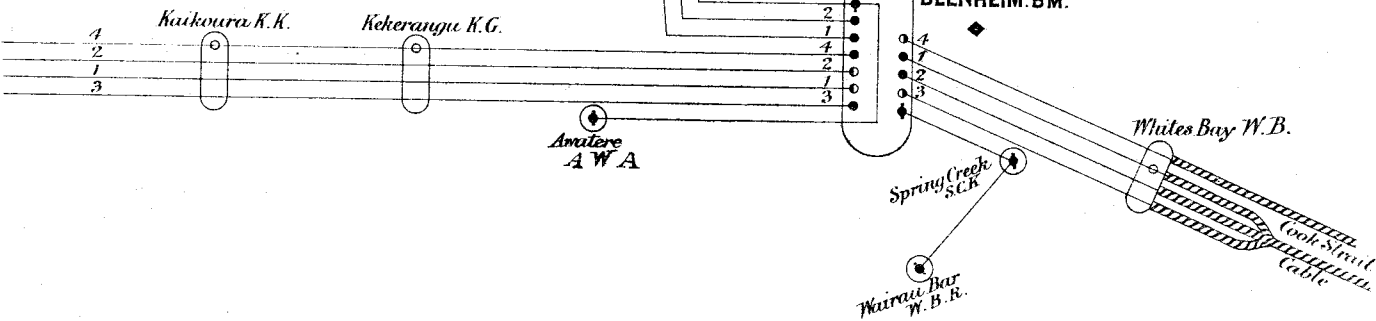


- Terminal Station
- Intermediate Station
- Terminal, Intermediate, or cut out altogether
- Duplex
- Railway Stations containing instruments
- Telephone Stations
- Telephone Exchange in operation
- South send Copper North to Key.

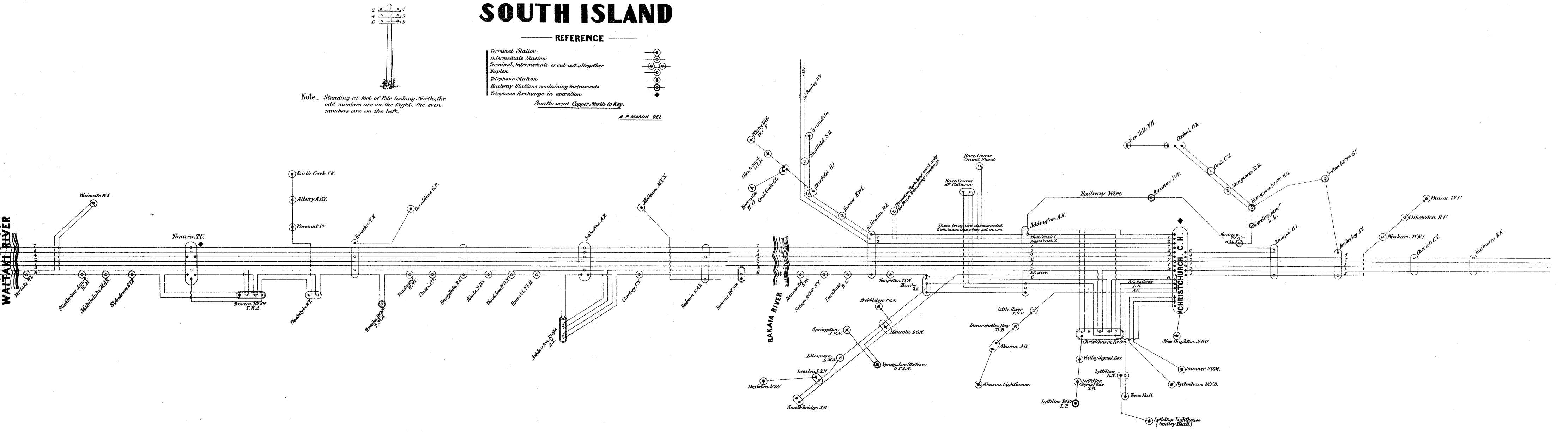


A. P. MASON. DEL.

Note. Standing at foot of Pole looking North the odd numbers are on the Right, the even numbers are on the Left.



WAITAKI RIVER



SOUTH ISLAND

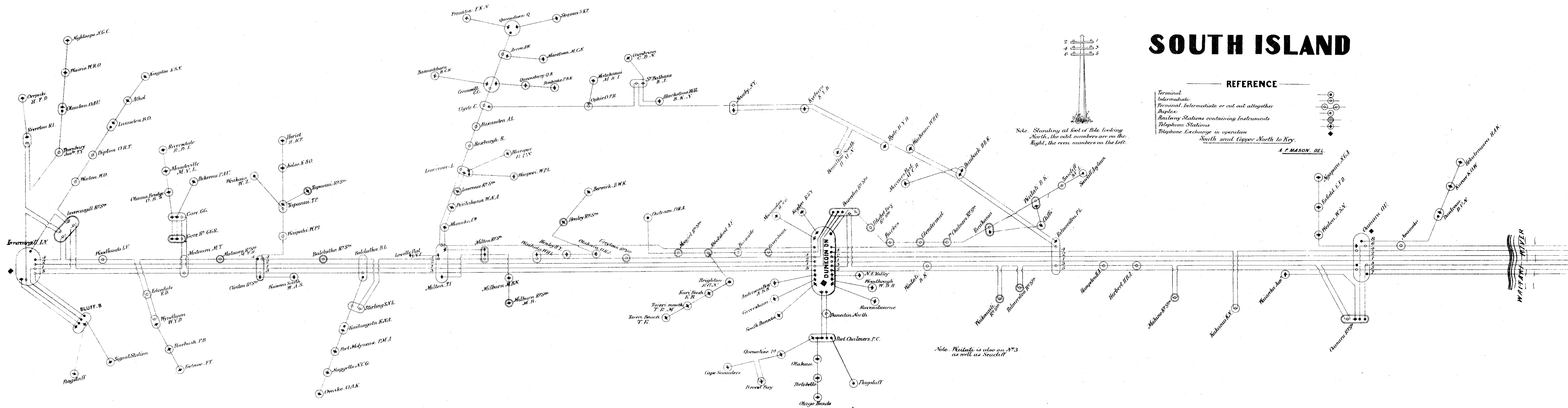
REFERENCE

- Terminal Station
- Intermediate Station
- Terminal, Intermediate, or cut out altogether
- Duplex
- Telephone Station
- Railway Stations containing Instruments
- Telephone Exchange in operation

South send Copper North to Key.

A. P. MASON DEL.

Note. Standing at foot of Pole looking North, the odd numbers are on the right, the even numbers are on the left.





JAMES MINERBROW
Surveyor General

POST AND TELEGRAPH

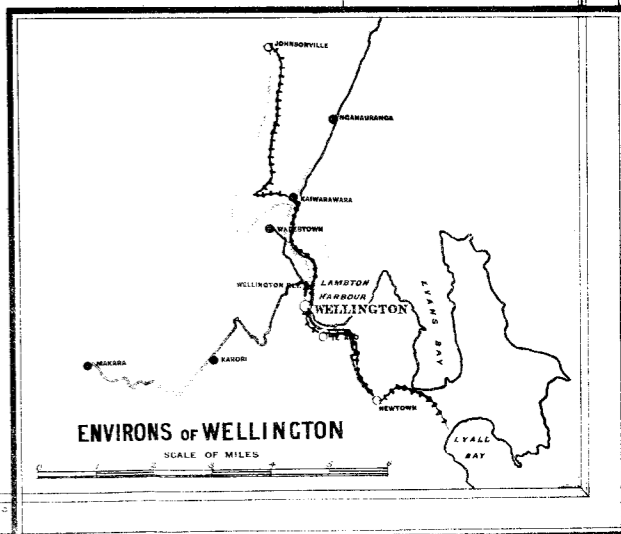
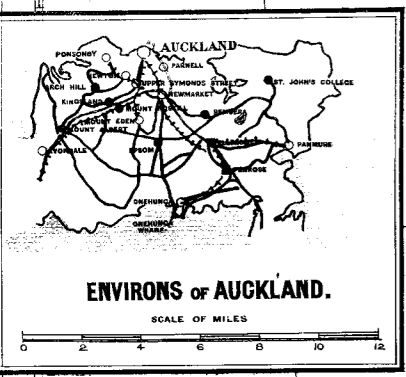
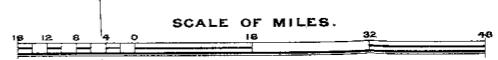
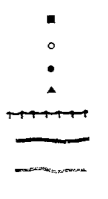
MAP OF THE

NORTH ISLAND,

NEW ZEALAND.

REFERENCE.

Combined Post, Telegraph and Railway Offices ——— shown thus
Post and Telegraph Offices ———
Post Offices ———
Telegraph Offices ———
Routes ———
Postal ———
Railway ———





POST AND TELEGRAPH

MAP OF THE

MIDDLE ISLAND,

NEW ZEALAND.

REFERENCE.

Combined Post, Telegraph and Railway Offices ----- shown thus
Post and Telegraph Offices -----
Post Offices -----
Telegraph Offices -----
Routes -----
Postal -----
Railway -----

SCALE OF MILES.

