

1884.
NEW ZEALAND.

POST OFFICE AND TELEGRAPH DEPARTMENT
(REPORT OF THE) FOR THE YEAR 1883.

Presented to both Houses of the General Assembly by Command of His Excellency.

SIR,— General Post Office, Wellington, 21st June, 1884.
I have to submit to your Excellency the report on the Postal and Telegraph Service for the year 1883, with a statement of the revenue and expenditure to the 31st March last.
I have, &c.,
R. OLIVER,
Postmaster-General and Commissioner of Telegraphs.
His Excellency the Governor of New Zealand.

REPORT.

ALTHOUGH there was not that general expansion of business which was recorded for 1882, the operations for the past year were otherwise satisfactory.

The Telegraph business received a temporary check from the trade depression which prevailed in different parts of the colony. The transmitted messages increased by only 29,211 in number for the year, against an increase of 131,417 in 1882.

While the condition of trade affected the Telegraph, its influence was not felt by the Post Office. The additional number of letters, &c., dealt with, and the increase of postal revenue collected within the colony, were about equal to the increase of former years. The receipts from postages from foreign post offices was £3,678 11s. 11d. less than the sum brought to charge under this head for 1882. This is an explanation of the increase of revenue being less than the increase of last year.

The combined Postal and Telegraph revenue for the last financial year was £269,184 7s. 4d.—an increase of £4,549 9s. 2d.

The Postal receipts increased £4,683 14s. 10d., while the revenue from the Telegraph branch fell off £134 5s. 8d.

The expenditure for postal and telegraph services was £252,097 14s. 9d., against £254,547 10s. 3d. expended the previous year—a decrease of £2,449 15s. 6d.

The balance of revenue over expenditure for the year was £17,086 12s. 7d.

The Postal and Telegraph revenue and expenditure for the financial year ended 31st March last are given in the statement underneath:—

REVENUE.			EXPENDITURE.		
	£	s. d.		£	s. d.
Stamps used for postage	132,000	0 0	Salaries	120,458	4 11
Money-order commission collected in the colony	9,353	14 2	Conveyance of mails by sea	60,467	16 4
Money-order commission received from foreign offices	328	7 10	Conveyance of inland mails	26,117	11 4
Private box and bag fees	4,150	0 0	Money-order commission credited to foreign offices	1,385	10 7
Postage from foreign post offices	20,627	5 3	Maintenance and repairs of telegraph lines, and miscellaneous	38,318	11 7
Miscellaneous receipts (postal)	10,223	1 6	Cable subsidies	5,350	0 0
Ordinary and Press telegrams	81,683	17 3			
Telephone exchanges	7,746	16 7			
Miscellaneous receipts (telegraph)	3,071	4 9	Balance of revenue over expenditure	17,086	12 7
	<u>£269,184</u>	<u>7 4</u>		<u>£269,184</u>	<u>7 4</u>

33,588,408 letters were dealt with—an increase of over three millions.

1,599,400 telegrams of all codes were transmitted—29,211 messages more than were dealt with in the former year.

The withdrawals from the Post-Office Savings-Banks for the year exceeded the deposits by £117,245 14s. 2d. In 1882 the deposits exceeded the withdrawals by £183,253 2s. 10d. The unusually large excess of withdrawals in 1883 was not, it is believed, caused by trade depression, but from the fact that more profitable investments were to be obtained in other quarters. Reference to the table of classified balances on page 9 would seem to confirm this, as it is shown that by far the greater number of the withdrawals were made by depositors who had balances at their credit of £200 and upwards. The number of deposits made by those who may be regarded as the wages class shows a very substantial increase, and this tends to confirm the belief that this class of depositors had not to any extent to draw out their "savings" to meet current expenses.

The Department has had under consideration for some time the question of establishing a parcels post. It was hoped that the Imperial Post Office authorities might extend the operations of the scheme recently introduced in the United Kingdom to the Australasian Colonies, but this it appears is not to be done. A Bill has already been prepared, and will be submitted to Parliament, empowering the Postmaster-General to establish inland and foreign parcels posts.

POST OFFICE.

The number of letters, post-cards, book-packets and pattern-parcels, and newspapers delivered and posted during the calendar year, compared with the number recorded for 1882, was as under:—

		1883.	1882.	Increase.
Letters—Delivered	17,768,357	15,526,719	
Posted	15,820,051	14,998,860	
		<u>33,588,408</u>	<u>30,525,579</u>	<u>3,062,829</u>
Post-cards—Delivered	539,682	418,477	
Posted	574,717	540,618	
		<u>1,114,399</u>	<u>959,095</u>	<u>155,304</u>
Books and parcels—Delivered	1,197,521	1,087,584	
Posted	1,321,363	1,308,671	
		<u>2,518,884</u>	<u>2,396,255</u>	<u>122,629</u>
Newspapers—Delivered	6,911,203	7,357,473	Decrease.
Posted	6,119,360	5,955,626	
		<u>13,030,563</u>	<u>13,313,099</u>	<u>282,536</u>

The letters increased 10·03 per cent.; post-cards, 16·19; books and parcels, 5·12. The newspapers decreased 2·12 per cent.

The average number of letters posted by each person was estimated to be 29·25; in 1882 the estimate was 28·97.

The receipts for the financial year ended 31st March last were £176,682 8s. 9d., an increase of £4,683 14s. 10d., or 2·73 per cent. Stamps, it was estimated, increased by £2,000, money-order commission collected within the colony by £984 8s. 6d., private box and bag fees by £220 18s. 10d., and miscellaneous receipts by £5,124 1s. 9d. The postage received from foreign post offices was £3,678 11s. 11d. less than that for the previous year.

The expenditure on postal services was £158,200 0s. 8d., against £151,837 16s. 8d. for 1882, an increase of 4·19 per cent. The expenditure, however, was £18,482 8s. 1d. less than the revenue.

The estimated value of the free official correspondence was £75,596 2s. 7d.

The gross earnings of the Post Office, inclusive of £75,596 2s. 7d., the estimated value of the official postage, amounted to £252,278 11s. 4d., leaving an apparent surplus of £94,078 10s. 8d. on the year's business.

The sum of £262,375 16s. 5d., in 35,876 payments, was collected at post offices on account of the Property-Tax.

Payments to boarding-out patients, maintained under "The Industrial Schools Act, 1882," are now made direct to the claimants through the agency of post offices—an arrangement which has the merit of being convenient and economical, and which might be extended with considerable advantage to the public service.

5,339,874 letters, 173,216 post-cards, 221,454 books and parcels, and 1,489,304 newspapers were delivered by letter-carriers during the year—a very considerable increase over the deliveries made the previous year.

A number of extensions and alterations to the letter-carriers' deliveries were made during the year.

Deliveries were established at Cambridge, Devonport, Hamilton, Hawera, Patea, Palmerston North, Masterton, Ross, Temuka, Milton, Gore, and Gordon.

The deliveries at Blenheim and Westport were rearranged.

The Invercargill deliveries now include the suburbs of Georgetown, Kew, and Richmond Grove.

The deliveries at Tauranga, Gisborne, Oamaru, and Dunedin have been extended.

Papanui is now included within the Christchurch delivery; and at New Plymouth the delivery has been extended over the whole of the town.

An additional delivery was established at Temuka, and also one in the business part of Wellington. The 4 p.m. delivery at Greymouth, and the midday one at Invercargill, were abolished.

30 additional receivers were erected during the year: 6 in Auckland City and suburbs, 1 at Onehunga, 1 at Helensville South, 1 at Gisborne, 1 at Feilding, 1 in Wellington City, 6 in Christchurch City and suburbs, 1 at Winchester, 1 at Temuka, 1 at Arowhenua, 1 in Invercargill, 1 at Picton, 2 in Nelson City, 1 at Timaru, 1 at Wanganui, 1 at Taylorville, 1 at Wallsend, 1 at Gordon, and 1 at Springston.

5 receivers were abolished, viz.: New Plymouth, 1; Wanganui, 1; Christchurch, 1; Dunedin, 1; and Invercargill, 1.

The total number of pillar, wall, and lamp-post receivers was increased to 202.

48 additional post offices were established, 4 reopened, and 18 closed during the year:—

Opened.

Ashburton Forks, Christchurch.
Awahou, Thames.
Berlin's, Westport.
Big River, Thames.
Cabbage Bay, Auckland.
Canvastown, Blenheim.
Cowes, Auckland.
Cricklewood, Napier.
Dalefield, Wellington.
Denniston, Westport.
Ferntown, Nelson.
Gap (reopened), Invercargill.
Glenorchy, Invercargill.
Kaiwera, Invercargill.
Kinloch, Invercargill.
Kirikiri, Thames.
Koromiko, Blenheim.
Kumeroa, Napier.

Longbush, Invercargill.
Makarora, Dunedin.
Matawhero, Gisborne.
Mohonga, Napier.
Mokoreta, Invercargill.
Molesworth, Blenheim.
Mossburn, Invercargill.
Motonau, Christchurch.
Otama, Invercargill.
Otara, Invercargill.
Paramatta, Wellington.
Paringa, Hokitika.
Patutahi, Gisborne.
Pihama, Wanganui.
Pukekura, Auckland.
Rissington, Napier.
Rowell's, Auckland.

Scarrott's, Auckland.
Shaftesbury, Thames.
Stanley Brook, Nelson.
Sutherland's, Timaru.
Te Arai Bridge, Gisborne.
Te Aro (reopened), Wellington.
Terawhiti, Wellington.
Tikorangi, New Plymouth.
Te Kao (reopened), Auckland.
Totaranui, Nelson.
Wadestown, Wellington.
Waikawa (reopened), Invercargill.
Waikoiko, Dunedin.
Waiorongomai, Thames.
Whangapoua, Auckland.
Whare Flat, Dunedin.
Willowby, Christchurch.

Closed.

Adams Flat, Dunedin.
Cracroft, Christchurch.
Deep Stream, Dunedin.
Dunbars, Auckland.
Granville, Greymouth.
Kopua, Napier.

Lake Station, Christchurch.
Leahytown, Thames.
Moeraki, Oamaru.
Oropi, Thames.
Oroua, Wellington.
Quartzville, Dunedin.

Rutherglen, Greymouth.
Sherwood, Christchurch.
Te Kawana, Thames.
Tokatoka, Auckland.
Wallsend, Greymouth.
Waitohi Valley, Blenheim.

The total number of post offices opened at the end of the year was 934. The following table shows the number established in 1882 and 1883:—

Postal Districts.	1883.				1882.			
	Chief Offices.	Second-class Post Offices.	Sub-Post Offices.	Totals.	Chief Offices.	Second-class Post Offices.	Sub-Post Offices.	Totals.
Auckland	1	2	189	192	1	3	196	200
Thames	1	1	30	32	1	..	16	17
New Plymouth	1	1	19	21	1	1	17	19
Gisborne	1	..	11	12	1	..	8	9
Napier	1	1	44	46	1	1	43	45
Wanganui	1	..	28	29	1	..	27	28
Wellington	1	..	67	68	1	..	63	64
Nelson	1	1	32	34	1	1	29	31
Westport	1	..	20	21	1	..	17	18
Greymouth	1	..	22	23	1	..	26	27
Hokitika	1	..	25	26	1	..	24	25
Blenheim	1	2	15	18	1	2	14	17
Christchurch	1	2	137	140	1	2	136	139
Timaru	1	..	39	40	1	..	39	40
Oamaru	1	..	18	19	1	..	19	20
Dunedin	1	1	129	131	1	1	131	133
Invercargill	1	1	78	80	1	1	64	66
Chatham Islands	1	1	2	..	1	1	2
Totals	17	13	904	934	17	13	870	900

The following changes in the names of the post offices were made: Millar's Flat to Ettrick, Upper Waianiwa to Waianiwa, Wainui (Napier) to Herbertville, Hampden (Westport) to Murchison, Waiholo Gorge to Millburn, Tokomairiro to Milton, Hokianga to Herd's Point, Kopuru to Te Kopuru, St. Andrew's (Auckland) to Kennedy's Bay, Te Wharau to Opuia, Kaikora (Napier) to Kaikora North.

Government Insurance agencies were established at the post offices at Ohaeawai and Ormondville.

Amalgamation with the railway was carried out at Kaikora (Napier), Lincoln, Methven, Timwald, and Ngaroto.

The Saturday night attendance at Sydenham for the receipt of savings-bank deposits was abolished, owing to the decrease in the number of transactions.

Late-letter boxes were affixed to the trains running on the Auckland lines, and also on the Blenheim-Picton trains.

The private-box lobbies at Auckland, Wellington, Christchurch, and Dunedin are now open on Sundays and holidays from 10 a.m. till 10 p.m.

25 newspapers were registered during the year for transmission through the post; and altogether 167 newspapers have been registered in the General Post Office. Of these, 47 are published daily, 12 thrice weekly, 23 twice weekly, 53 weekly, 1 fortnightly, and 31 monthly.

11 magazines were also registered; and 156 of this class of publication have been admitted to the privileges of the magazine post since it was established.

The late fee for letters intended to be forwarded from one post office for delivery from another within the colony was reduced from 2d. to 1d.

The publication of a monthly circular containing official instructions and other notices was commenced on the 1st January last, from which date the usual form of circular was abolished.

COMPARATIVE RETURN of POSTAL OFFICERS for the Years 1882 and 1883.

Officers.				Officers.			
	1883.	1882.			1883.	1882.	
Postmaster-General	1	1		Chief Postmasters	17	17	
Secretary	1	1		Postmasters	13	13	
Inspector of Post Offices ..	1	1		Clerks and Cadets	110	106	
Accountant, Money Order and Savings				Sub-Postmasters	904	870	
Bank Department	1	1		Letter-carriers	67	67	
Clerks in General Post Office ..	6	6		Messengers	12	12	
Clerks in Money Order and Savings				Shipping Officers	2	
Bank Department	8	7					
Mail Agents	2	2		Totals	1,148	1,106	

The sum paid for the carriage of interprovincial and intercolonial mails by unsubsidized vessels was £4,322 16s. 7d.

3,874 private boxes were let, which, together with the fees on 253 private bags, produced a revenue of £3,977 10s.

The following statement gives the value of the services performed for other Government departments by the Post Office, for which no payment was received :—

FREE OFFICIAL CORRESPONDENCE.

Postal District.	Letters.	Books.	Value.	Postal District.	Letters.	Books.	Value.
	lb.	lb.	£ s. d.		lb.	lb.	£ s. d.
Auckland ..	19,110	16,141	5,694 14 3	Hokitika ..	2,430	2,939½	745 19 8
Thames ..	665	1,169	217 14 11	Blenheim ..	478	1,521	178 18 10
New Plymouth ..	3,605	1,027	1,024 15 11	Christchurch ..	9,371	28,662	3,558 15 1
Gisborne ..	521	632	161 10 5	Timaru ..	2,897	3,529	892 8 1
Napier ..	2,239	834	624 18 0	Oamaru ..	1,395	1,100	408 13 8
Wanganui ..	4,016	3,720	1,196 17 7	Dunedin ..	14,366	12,732	4,370 5 1
Wellington ..	173,800	61,656	52,852 6 4	Invercargill ..	1,813	1,976	550 15 7
Nelson ..	2,633	3,425	820 7 10				
Westport ..	1,239	1,056½	365 15 4	Totals ..	247,194	147,134	75,596 2 7
Greymouth ..	6,616	5,014	1,931 6 0				

The estimated value of this class of correspondence for 1882 was £63,752 16s. 5d.

DEAD LETTERS.

The number of unclaimed letters received and disposed of in the Dead Letter Office during the under-mentioned years is shown in the following table :—

Manner of Disposal.	1870.	1875.	1880.	1881.	1882.	1883.
Opened and returned to the writers	17,516	39,051	60,977	52,038	53,507	69,452
Returned unopened to other countries ..	6,688	10,321	10,503	9,372	8,539	8,143
Reissued	63	78	240	159	54	67
Destroyed	2,960	6,081	5,135	3,969	6,189	3,302
Returned unopened by Chief Postmasters	11,160	12,810	14,378	15,833
Totals	27,227	55,531	88,015	78,348	82,667	96,797

The unclaimed letters dealt with show an increase of 17·09 per cent. compared with the number disposed of the previous year.

4,160 book-packets and circulars were returned to foreign countries, 3,647 were returned to the senders through the Dead Letter Office, and 5,271 were returned by Chief Postmasters : a total of 13,078 book-packets and circulars, against 13,741 in 1882.

The under-mentioned articles of value were found enclosed in letters opened in the Dead Letter Office, and returned to the senders where practicable :—

	£	s.	d.
158 money orders	564	4	8
37 bank drafts	1,850	6	4
86 cheques	491	13	6
2 promissory notes	50	0	8
Stamps	7	14	3
Bank notes	168	0	0
Gold	25	10	0
Silver and copper	3	14	2½
Representing a total of	£3,161	3	7½

In addition, 1 gold ring, 1 gold chain, 1 gold brooch, 1 gold cross, 1 pair of earrings set with jewels, 1 greenstone and gold brooch and earrings, 1 silver brooch, 1 gold horseshoe pin, 1 silver locket, 1 gold open-faced watch, 1 gold geneva watch, 1 silver lever hunting watch, 1 silver hunting watch with chain, 1 nugget of gold, and 6 rubies were received at the Dead Letter Office.

1,385 unclaimed registered letters were dealt with.

44 letters detained for postage were received, 9 of which were subsequently forwarded.

795 newspapers and 436 books and other articles without addresses were also received: of these, 97 were delivered.

87 letters were posted without addresses.

23 letters with obscene and libellous addresses were intercepted.

143 letters were imperfectly and wrongly addressed.

1,311 letters were refused.

4 letters were posted with previously-used stamps.

REGISTERED LETTERS.

The number of registered letters dealt with, compared with the numbers in 1880, 1881, and 1882, is shown below:—

Postal Districts.	1880.			1881.			1882.			1883.		
	From Places beyond the Colony.	Registered in the Colony.	Totals.	From Places beyond the Colony.	Registered in the Colony.	Totals.	From Places beyond the Colony.	Registered in the Colony.	Totals.	From Places beyond the Colony.	Registered in the Colony.	Totals.
Auckland..	3,195	15,625	18,820	4,010	15,385	19,395	4,642	15,459	20,101	4,964	15,831	20,795
Thames ..	123	911	1,034	135	1,167	1,302	161	1,136	1,297	292	3,337	3,629
New Plymouth ..	334	1,939	2,273	356	2,413	2,769	507	2,589	3,096	401	2,738	3,139
Gisborne	69	757	826	130	745	875	155	1,024	1,179
Napier ..	751	4,485	5,236	770	3,926	4,696	921	4,141	5,062	973	4,574	5,547
Wanganui ..	376	4,354	4,730	481	5,081	5,562	439	4,771	5,210	522	4,845	5,367
Wellington ..	2,803	12,894	15,697	2,824	13,630	16,454	3,137	15,147	18,284	3,252	16,945	20,197
Nelson ..	473	2,020	2,493	797	2,629	3,426	805	2,581	3,386	988	2,707	3,695
Westport ..	108	1,104	1,212	75	966	1,041	106	809	915	80	1,014	1,094
Greymouth ..	196	1,776	1,972	175	1,881	2,056	187	1,999	2,186	194	2,106	2,300
Hokitika ..	180	1,882	2,062	188	1,823	2,011	220	1,700	1,920	174	1,662	1,836
Blenheim ..	188	1,263	1,451	166	1,400	1,566	215	1,286	1,501	209	1,319	1,528
Christchurch ..	3,831	15,873	19,704	4,156	15,274	19,430	4,271	13,677	17,948	4,256	13,678	17,934
Timaru ..	418	3,757	4,175	550	3,783	4,333	512	2,853	3,365	506	2,865	3,371
Oamaru ..	232	1,615	1,847	315	1,886	2,201	271	1,712	1,983	277	1,985	2,262
Dunedin ..	3,442	13,136	16,578	4,190	13,328	17,518	4,217	13,344	17,561	4,425	12,358	16,783
Invercargill ..	1,126	4,495	5,621	1,471	4,492	5,963	1,484	5,100	6,584	1,230	5,837	7,067
Totals ..	17,776	87,129	104,905	20,728	89,821	110,549	22,225	89,049	111,274	22,898	94,825	117,723

Cloth-lined registered-letter envelopes of the sizes of 5½ inches by 3¼ inches, 6 inches by 3¼ inches, and 9 inches by 5 inches have been introduced.

BUILDINGS.

There were but few buildings erected, and only absolutely necessary alterations and repairs were put in hand.

The new building at Wellington, designed to accommodate the entire staff of the General Post Office as well as the staffs of the Chief Post Office and Telegraph branches, was completed on the 15th February last, and occupied on the 5th April. The arrangements are in every respect found to be convenient for both the public and official requirements.

New buildings were also completed and occupied at Greytown North, Manaia, Kihikihi, Te Aroha, Paeroa, and Ohinemutu. The latter office is erected in the township recently laid out by the Government.

Additions, repairs, or alterations were effected at the following offices: Ashburton, Lyell, Greymouth, Kaitangata, Russell, Tauranga, Thames, Bull's, Alexandra South, Drury, Charleston, Kumara, Port Ahuriri, Reefton, Upper Hutt, Waiau, Waipukurau, Milton, and Kaikoura.

New offices are in course of erection at the Port (Nelson), Oamaru, and Picton, and plans are being prepared for an office at Greymouth.

INLAND MAIL SERVICES.

The inland mail services were performed with but few interruptions, and, on the whole, the contracts were carried out satisfactorily.

The particulars of the several inland services in force during the year may be gathered from the following:—

Performed by coach and mail-cart	131
" on horseback	255
" on foot	44
" by water	30
" by railway	55

Total number of services	515
Aggregate mileage	8,794
Total number of miles travelled	3,014,985
Cost to the department	£25,170 11s. 7d.
Average cost per mile	2d.
The total cost in 1882 was £24,808 18s. 6d., and the cost per mile	2-08d.

There was a net increase of 10 services, and 112,391 in the number of miles travelled.

Alterations to existing services were effected, and additional services established during the year as under :—

Arrow and Queenstown, from thrice weekly to daily.

Westport and Waimangaroa, from once to twice daily.

Timaru and Hilton, from twice to thrice weekly.

Second daily service established between Wanganui and New Plymouth.

Gisborne and Akuaku, Port Awanui, Te Mawhia and Tuparoa, from fortnightly to weekly.

Thrice-weekly service established between Christchurch and Greendale.

Pahi and Paparoa, from once weekly to twice weekly.

Weekly service established between Matakana and Warkworth.

Second daily service established between Wanganui and Bulls.

Weekly service established between Marton and Paraekaretu.

Palmerston North, Woodville, and Makatoka, from thrice weekly to daily.

Weekly service established between Upper Pahaua and Martinborough.

Weekly service established between Gladstone and Glenburn.

Weekly service established between Dunedin, Gimmerburn, and Naseby, *via* Eweburn.

Daily service established between New Plymouth and Midhirst.

Second daily service established between Wellington and Paikakarika.

Timaru and Fairlie Creek, from thrice weekly to twice daily.

Weekly service established between Hunter and Makikihi.

Thrice-weekly service established between Temuka and Hilton.

Hawea Flat and Dunedin, from once to twice weekly.

Thames and Te Aroha, from thrice weekly to daily.

MAIL STEAM SERVICES.

The arrangements for the renewal of the San Francisco service have been concluded. The first mails under the new agreement were despatched from London on the 8th November last, and from Sydney on the 6th and Auckland on the 11th December. The subsidy payable to the contractors is £50,000 a year—New South Wales £18,750 and New Zealand £31,250. The contract, which is for a term of two years from the 29th November, 1883, contains the following clause, inserted at the express desire of the Postmaster-General of New South Wales: "The contractors will endeavour to obtain from the Government of the United States or from other sources a contribution on account of the amounts payable under this contract for carrying the said mails from Sydney to San Francisco and from San Francisco to Sydney, and from Auckland to San Francisco, and from San Francisco to Auckland, equal to one-third of the total amount of the moneys payable hereunder for such services. And it is hereby expressly agreed that, if any such contribution shall be obtained as aforesaid, the same shall be applied and go in reduction of the payments agreed to be made under this contract, and that, as between the Postmaster-General of New South Wales and the Postmaster-General of New Zealand, such reduction shall be divided equally between them in respect of the payments agreed to be made under this contract. And it is hereby also expressly declared and agreed between the several parties hereto that, if the contractors shall not succeed in obtaining such contribution as aforesaid, it shall be lawful for the Postmaster-General of the Colony of New South Wales to withdraw from this agreement at the end of twelve calendar months from the said twenty-ninth day of November, one thousand eight hundred and eighty-three, on giving three months' previous notice to the contractors of his desire so to do, and that the service of such notice upon the contractors shall be deemed and taken to have been sufficiently made if the same is left with the agents for the time being of the said contractors in New South Wales: Provided that, immediately upon such notice being served on the contractors as aforesaid, they shall cause a copy thereof to be forwarded to the Postmaster-General of New Zealand for his information." New South Wales may therefore elect to withdraw from the service in November next should the contractors not obtain from the Government of the United States "or from other sources" a contribution in aid of the service, equal to one-third of the total annual subsidy payable by the contracting colonies. No such power was sought for by New Zealand. In the event of New South Wales withdrawing from the contract the contractors may be required to continue the service with New Zealand alone for the remainder of the contract term for £31,250 a year.

The San Francisco mail service contractors continue to perform their part of the service with their customary regularity. The rate of speed maintained between San Francisco, Auckland, and Sydney was considerably greater than contract requirements, but, from circumstances the contractors could not control, the average time within which the mails were delivered between London and New Zealand was not quite so good as for the previous year. The average time from London to Auckland was 39·08 days. In 1882 it was 38·69 days. From Auckland to London, in 1883, it was 38·85 days, against 38·05 in 1882.

The agreement with the Union Steam Ship Company (Limited), for the conveyance coastwise of the San Francisco mails, has been extended to the date on which the renewed contract with the Pacific Mail Company expires.

The contract entered into in August last between the Government of New South Wales and the Orient Steam Navigation Company (Limited), for a fortnightly mail service between Sydney and Melbourne and the United Kingdom, was placed at the disposal of New Zealand at the same rates of payment as agreed to be paid the company by the New South Wales Post Office. The offer was accepted. Mails intended for the Brindisi route are forwarded alternately by the Orient and Peninsula and Oriental services, which now provide regular weekly mail communication to and from London by way of Suez and Brindisi. The agreement between the New South Wales Government and the Orient Company provides :—

- 1st. A mail service to be maintained by the Orient Steam Navigation Company (Limited), to and from Sydney and England, *via* Melbourne, at least fortnightly, both ways, to alternate with that of the Peninsula and Oriental Steam Navigation Company.
- 2nd. The overland portion, to and from Melbourne, to be undertaken by the New South Wales Government.

* * * * *

6th. No letters shall be received on board, except under this agreement.

7th. Payment to the Orient Company to be on the mail matter conveyed to and from New South Wales, at the following rates, namely:—

For letters, 12s. (twelve shillings) per lb.
 " packets, 1s. (one shilling) per lb.
 " newspapers, 6d. (sixpence) per lb.

* * * * *

11th. Any moneys payable by other colonies using the service to be paid through the New South Wales Government.

12th. The time to be allowed for the performance of the voyage between Melbourne and London, and *vice versa*, to be 39 (thirty-nine) days.

* * * * *

16th. The service shall commence with the company's steamer to leave Melbourne on 21st September next; and outwards, with the steamer leaving Plymouth on the 30th November—(that is, the mails leaving London on the 7th December)—the contract remaining in force till the 30th November, 1886.

* * * * *

18th. The English Government having agreed to convey the mails to and from Suez on same terms as Victorian mails from Colombo, the Orient Company will receive and deliver the mails at Suez, unless otherwise authorized by the English Mail Agent at or for Suez.

The payments made by New Zealand to the Victorian Post Office for the transmission of its mails by the Peninsula and Oriental contract packets are: Letters, 25s. 4d. per lb.; packets, 1s. 6d. per lb.; and newspapers, 6d. per lb. The Orient service, as will be observed, costs 13s. 4d. less per lb. for letters, and 6d. less per lb. for packets. For the carriage of Brindisi mails between New Zealand and Australia, one penny per letter has also to be paid by the colony.

From the time the colony established the San Francisco service there has been an agreement with the London Post Office that only such correspondence for New Zealand as might be specially directed to be sent by way of Brindisi should be forwarded by that route, all other mail matter being despatched *via* San Francisco. But with the inauguration of a regular weekly Brindisi mail, the London Post Office thought fit to abolish the requirement for special superscription on letters intended for Brindisi mails, and decided to forward New Zealand correspondence by the first available opportunity, retaining for the San Francisco service only such letters, &c., as might be posted a week prior to the date for closing the New Zealand mails. The effect of this has been to divert much of the correspondence hitherto sent by the San Francisco service to the Brindisi route, and to entail a serious pecuniary loss to the colony, without any compensating gain being secured in point of accelerated delivery. Indeed, in several instances, there has been an actual loss of time in the delivery of letters by Brindisi mails improperly diverted from the San Francisco service. Intimation of the change was first ascertained from Press telegrams, and on learning that it applied beyond doubt to New Zealand correspondence, a protest was at once sent by cable, and further representations by mail. The effect of the decision of the London Post Office, so far as New Zealand is concerned, was clearly pointed out, and particular stress was placed on the fact that the diverting of correspondence to the Brindisi mails in no way diminishes the cost to the colony of the San Francisco service, but actually decreases the receipts in aid of the line; while, on the other hand, New Zealand's loss in respect of the Brindisi services is increased in proportion to the quantity of mail matter diverted from the colony's subsidized line, and forwarded in the Brindisi mails. Any arrangement which placed the colony in such a position it was urged should at once be cancelled; and it was further intimated that New Zealand would look to the Imperial Authorities to recoup the loss it had already sustained from the arbitrary action of the London Post Office. No definite reply has yet been received.

The number of days (maximum, minimum, and average) occupied in the delivery of mails between London and New Zealand, Sydney and Melbourne, by the services *via* San Francisco and Brindisi, in 1883, were as under:—

		San Francisco Service.		Brindisi Service.
London to Auckland	...	46—36 = 39·08	...	53—45 = 49·02
" Wellington	...	48—39 = 41·08	...	51—47 = 48·24
" Dunedin	...	50—40 = 42·42	...	52—45 = 46·24
" Sydney	...	51—41 = 44·00	...	42—38 = 39·76
" Melbourne	...	53—42 = 45·83	...	41—37 = 38·04
Auckland to London	...	43—36 = 38·85	Bluff to London	56—41 = 49·01
Wellington	...	45—38 = 40·92		
Dunedin	...	46—39 = 41·92		
Sydney	...	48—41 = 43·92		
Melbourne	...	49—42 = 45·08		

The estimated receipts and payments in respect of the San Francisco and Brindisi services for the year 1883 were:—

RECEIPTS and PAYMENTS on account of the San Francisco and Ceylon-Brindisi Mail Services for the Year 1883.

San Francisco Service.

Dr.	£	s.	d.	£	s.	d.
Subsidy to Pacific Mail Company ...	32,403	16	10			
Bonus paid contractors ...	2,880	10	0			
Interprovincial services, Mail Agents, &c. ...	6,933	13	6			
				42,218	0	4
Cr.						
Postages from London Post Office ...	13,919	16	8			
Postages collected in the colony ...	20,106	4	0			
Receipts from non-contracting colonies ...	3,456	15	5			
				37,482	16	1
Net cost to the colony ...				£4,735	4	3

The estimated net cost of the service for 1882 was £4,176 5s. 9d.

490,890 letters, 169,456 books, and 1,278,892 newspapers were received from, and 473,205 letters, 48,642 books, and 494,425 newspapers despatched to, the United Kingdom, &c., by the San Francisco service.

Ceylon-Brindisi Service.

Dr.	£	s.	d.	£	s.	d.
Payments to Victoria ...	8,031	4	1			
Intercolonial service, &c. ...	551	8	10			
				8,582	12	11
Cr.						
Postages from London Post Office ...	2,872	2	3			
Postages collected in the colony ...	1,080	1	3			
				3,952	3	6
Net cost to the colony ...				£4,630	9	5

The estimated net cost for 1882 was £4,715 3s.

108,770 letters, 49,109 books, and 259,683 newspapers were received from the United Kingdom, &c., by the Colombo-Brindisi service; and 23,576 letters, 1,194 books, and 1,842 newspapers despatched.

The payments made for the year for the transmission of correspondence by the Torres Strait mail service amounted to £3 5s. 11d.

12,373 letters, 745 books, and 928 newspapers were despatched in mails to London, intended to be conveyed by the Orient steamers; and 2,441 letters, 20 books, and 2,141 newspapers were received from London by the same line of steamers.

The amount payable to New South Wales for the conveyance of mails by the Orient line of steamers from September to December, 1883, inclusive, was £181 18s. 4d.

16,767 letters, 994 books, and 3,560 newspapers were despatched to London by direct steamers; and 5,492 letters, 49 books, and 12,387 newspapers were received by direct steamers from London. The steamers of the New Zealand Shipping Company's direct service did excellent work. It may be noted that of sixteen voyages homeward, an average of 43 days 18 hours was maintained. The quickest passage was made in 39 days. On the outward route, the shortest voyage occupied 42 days 9 hours; and the average of nineteen trips was 47 days 4 hours.

MONEY ORDERS.

Money-order business was extended during the year to 16 new offices, namely, Te Puke, Rimu, Ormond, Ormondville, Te Aro, Boatman's, South Dunedin, Wade, Renwicktown, Pleasant Point, Ngapara, Maungaturoto, Morrinsville, Newmarket, Waiorongomai, and Fortrose. The money-order office at Kopua was closed. The total number of money-order offices open at the close of the year was 222.

Money-order business with Canada was established.

172,556 orders for £541,132 15s. 5d. were issued in 1883, against 148,162 orders for £499,368 9s. 11d. in 1882, the increase being 24,394 orders for £41,764 5s. 6d.

141,438 orders for £439,869 19s. 1d. were paid, against 117,021 orders for £393,945 3s. 10d. paid in 1882, an increase of 24,417 orders and £45,924 15s. 3d.

The number of money orders issued for payment at offices beyond the colony was 40,330 for £138,574 2s. 6d.; and 9,422 orders for £38,852 16s. 10d., issued by foreign offices for payment in New Zealand, were received. There was, therefore, a balance of £99,721 against the colony. In 1882 the balance against the colony was £104,665; in 1881, £97,605; in 1880, £114,000; and in 1879, £108,000.

The telegraph was used for the transmission of 16,261 orders for £64,735 6s. 7d. 15,133 orders of this class for £60,263 17s. 8d. were transmitted in 1882.

The gross revenue derived from money orders amounted to £9,022 10s. 6d., compared with £8,267 9s. 8d. in 1882, an increase of £755 0s. 10d.

SAVINGS-BANKS.

20,386 new accounts were opened during the year, and 21,014 in 1882. 15,967 accounts were closed, against 14,505 the former year. The number of accounts remaining open on the 31st December last was 61,936, against 57,517 at the close of 1882, an increase of 4,419 accounts. Of

the total number of accounts, 45,042 had balances at credit not exceeding £20; 8,586 from £20 to £50; 4,359 from £50 to £100; 2,894 from £100 to £200; 730 from £200 to £300; 201 from £300 to £400; 70 from £400 to £500; 54 of £500 and over. The following table shows the balances (classified) at the credit of depositors in the several postal districts on the 31st December last, and the total number of each class of account compared with those for the previous year:—

TABLE showing the Number of Savings-Bank Accounts open at the Post Offices in the several Postal Districts on the 31st December, 1883, with Balances at Credit, classified. Also, the Total Number of Accounts compared with those for 1882.

Postal District.	Not exceeding £20.	Over £20 and under £50.	Over £50 and under £100.	Over £100 and under £200.	Over £200 and under £300.	Over £300 and under £400.	Over £400 and under £500.	Over £500.	Total.
Auckland	6,064	1,009	626	435	121	35	6	..	8,296
Blenheim	820	127	86	54	10	3	1	..	1,101
Christchurch	9,232	2,518	931	586	174	56	16	19	13,532
Dunedin	8,982	1,416	803	543	108	32	15	10	11,909
Gisborne	240	58	25	15	1	1	1	..	341
Greymouth	963	159	120	72	21	7	1	2	1,345
Hokitika	668	101	78	46	9	1	1	..	904
Invercargill	1,680	341	149	110	27	3	2	2	2,314
Napier	1,632	298	153	103	28	5	4	2	2,225
Nelson	2,012	267	149	113	27	6	4	1	2,579
New Plymouth	857	158	86	74	26	7	2	2	1,212
Oamaru	814	206	111	64	17	1	1	..	1,214
Thames	1,514	228	139	106	25	6	3	1	2,022
Timaru	1,185	279	153	94	13	2	..	4	1,730
Wanganui	1,702	235	142	90	12	6	3	4	2,194
Wellington	6,168	1,121	559	360	102	29	9	7	8,355
Westport	509	65	49	29	9	1	1	..	663
	45,042	8,586	4,359	2,894	730	201	70	54	61,986
Totals for 1882 ..	41,724	7,112	4,333	3,008	886	237	121	96	57,517

127,609 deposits, amounting to £1,178,474 4s. 1d., were received for the year. Each deposit averaged £9 4s. 8d., and the average in 1882 was £10 4s. 78,405 withdrawals, for £1,295,719 18s. 3d., were made. The average amount of each was £16 10s. 6d., against an average of £16 9s. 8d. in 1882. The total amount at the credit of depositors on the 31st December last was £1,409,751 16s. 7d., against £1,470,950 13s. 6d. at the close of 1882, a decrease of £61,198 16s. 11d.

The withdrawals for the year exceeded the deposits by £117,245 14s. 2d., while in 1882 the deposits were £183,253 2s. 10d. in excess of the withdrawals. The interest credited to depositors amounted to £56,046 17s. 3d., against £54,909 13s. 11d. in 1882.

The average cost of each Post-Office Savings-Bank transaction, deposit or withdrawal, for the year was 4½d.; and since the Savings-Bank system was introduced in 1867, 6d.

651 "stamped-card" accounts were opened during the year. The number of such accounts opened in 1882 was 852.

TELEGRAPHS.

The year's business was but slightly in advance of that for the previous twelve months—a result due no doubt to the trade depression which prevailed at many of the business centres.

The total number of messages transmitted during the year increased only 1·86 per cent., while the receipts from the ordinary and Press telegrams fell off by £368 8s. 11d.

1,599,400 forwarded messages of all codes were dealt with, against 1,570,189 in 1882, an increase of 29,211 messages. The increase in 1882 over 1881 was 131,417 messages.

1,379,483 ordinary and Press messages, of the value of £81,401 15s. 9d., were transmitted, being an increase of 17,666 messages, or 1·29 per cent., but a decrease, as already stated, of £368 8s. 11d. in value.

The number of ordinary telegrams forwarded was 1,221,590, of the value of £72,868 16s. The number forwarded in 1882 was 1,207,219, of the value of £73,036 5s. 7d.

157,893 Press messages, for which £8,532 19s. 9d. was received, were transmitted. In 1882 the number was 154,598, and the amount paid £8,733 19s. 1d. The revenue derived from the Press messages for the year 1883 was equal to about one-twelfth of the value of all classes of messages, slightly more than an eighth of the revenue from the ordinary telegrams, and an eleventh of the total value of both ordinary and Government messages. It has been calculated that the 157,893 Press messages had seven times the number of words contained in the 1,221,590 ordinary telegrams, and twice as many words as the 1,379,482 ordinary and Government messages.

The number of telegrams of all codes, and their value, dealt with during 1883, compared with the previous year's messages, are given below:—

	Ordinary Telegrams.				Press Telegrams.				Government Telegrams.			
	Number.	£	s.	d.	Number.	£	s.	d.	Number.	£	s.	d.
1883	1,221,590	72,868	16	0	157,893	8,532	19	9	219,917	21,555	19	2
1882	1,207,219	73,036	5	7	154,598	8,733	19	1	208,372	20,608	11	11
Increase ...	14,371	3,295	11,545	947	7	3
	1·18 p.c.	2·13 p.c.	5·54 p.c.	4·59 p.c.
Decrease...	...	167	9	7	...	200	19	4
	...	0·22 p.c.	2·29 p.c.

The cash receipts for the year, inclusive of subscriptions from telephone exchanges, private wires, &c., amounted to £93,009 2s. 3d., and the expenditure (exclusive of £19,532 8s. 10d. charged against loan for construction, &c.) was £92,264 11s., the receipts being £744 11s. 3d. in excess of the expenditure. Added to the cash receipts, £21,555 19s. 2d., the value of Government messages, and the fees collected by the postal branch on money-order telegrams, amounting to £813 1s., but not paid over, the value of the services performed by the telegraph is represented by the sum £115,378 2s. 5d., leaving an apparent profit of £23,113 11s. 5d. on the year's business, equal to 4·47 per cent. on the capital cost.

39,816 telegrams of the urgent code, of the value of £5,487 9s. 8d., were forwarded. In 1882 the number was 39,941, for £5,769 6s. There was therefore a falling off last year of 125 messages of this class, and of £281 16s. 4d. in value.

168,141 delayed messages were transmitted during the year, compared with 139,208 in 1882, and 112,776 in 1881. The postage fee formerly collected for delivery was abolished on the 3rd October last, and delivery through the Post Office is now made without charge, which is also the case with ordinary messages when delivered through the post.

The Government telegrams increased by 11,545 in number, and £947 7s. 3d. in value, against a decrease of 14,551 messages the previous year. The increase, however, was only 3,006 messages for the two years.

The average number of telegrams transmitted during the year for every hundred letters posted was 10·78, compared with 13·00 for 1882. This falling off would be mainly due to the temporary check the telegraph business sustained from trade depression. The average number of telegrams forwarded to every 100 letters posted in 1882 and 1883 from offices within the under-mentioned districts was as follows:—

	1882.	1883.		1882.	1883.
Auckland	8·98	8·95	New Plymouth	21·37	17·17
Christchurch	6·67	6·57	Wellington	16·67	15·03
Dunedin	8·55	8·85	Westport	31·08	23·03
Nelson	18·11	18·91			

16,261 money-order telegrams, for £64,735 6s. 7d., were transmitted at a cost to the remitters of £1,892, or 2·93 per cent. on the total sum remitted. The telegraph fees amounted to £813 1s., and the commission to £1,078 19s. The number of orders increased by 1,128, and £4,471 18s. 11d. in amount. The number and value of the money-order telegrams forwarded from offices within the several postal districts will be found in Table No. 27. Auckland sent 18·25 per cent.; Wellington, 13·63 per cent.; Christchurch, 9·22 per cent.; and Dunedin, 9·6 per cent. of the total number of the messages. These four districts sent over one-half of the orders.

Telegraph offices were opened at Waitakerei (Auckland); Waiorongomai (Thames); Greatford (Wanganui); Kaikora North (Napier); Petone (Wellington); Lincoln, Tinwald (Christchurch): a total of seven offices.

Telephone offices have been established at Morrinsville, Wade, Mangapai, Parnell, Rangiriri, Hikurangi, Maungaturoto, Waimate North, Whangapoua, Waihou, Whitianga, Tuakau, Kaukapakapa, Ponsonby, Avondale, and Puhoi (all in the Auckland District); Brightwater, Motupiko (Nelson); Petane (Napier); Otakeho (Wanganui); Taueru, Te Aro, Ashurst (Wellington); Murchison, Waimangaroa (Westport); Bannockburn, Cape Saunders, Dunedin South, Bluespur, Millburn (Dunedin); Maori Point, Skipper's, Pembroke, Pukerau, Mandeville, Riversdale (Invercargill); Renwicktown (Blenheim): a total of thirty-seven offices.

There are now 92 offices connected by telephone. The extension of the telephone system in Auckland was very marked, where fifteen telephone offices were established during the year. The outlying settlers in this district, fully alive to the importance of telephonic communication, availed themselves largely of the facilities offered by the department; and, in cases where a doubt was expressed of an office proposed to be established proving remunerative, they generally came forward and guaranteed the necessary sum, so as to prevent actual loss to the Government.

Telephones were substituted for Morse instruments at Port Albert and Waihemo, from motives of economy.

The number of offices, telegraph and telephone, open at the end of the year was 302.

From the Learner's Gallery, which was re-opened on the 1st February, 1883, were distributed thirty-nine cadets. Three distinct classes were trained, and the last of these was finished on the 29th February last. Four officers were also trained for the Railway Department, which now has a training office at Christchurch. The Telegraph Gallery is closed at present, but will be re-opened about the beginning of next year.

The number of miles of line maintained increased from 3,974 to 4,074; and the average cost for maintenance per mile was £4 16s. 8d., against £5 17s. 5d. the former year.

The number of miles of wire increased from 9,848 to 10,037, which, with 2,820 miles of duplexed wire, gave 12,668 miles of wire accommodation.

The expenditure out of loan during the year for telegraph extension, &c., was £19,532 8s. 10d., and the total expended up to the 31st December last on telegraph lines, cables, &c., amounted to £516,529 15s.

The extension of the telephone-exchange system has been most encouraging, and its convenience and the facilities afforded are daily becoming more and more apparent to the public. An exchange was opened at Invercargill on the 7th November last, and there is a probability of one being established at Nelson, with the minimum number of subscribers—namely, 25. The exchanges at Auckland, Wellington, Christchurch, and Dunedin are now open day and night, with the exception of between the hours of 8 a.m. and 5 p.m. on Sundays. From the 1st January last the annual subscription for the first year was reduced from £17 10s. to £12, which reduction dates back from the commencement of the system, and subsequent years from £12 10s. to £10.

The dates on which the several exchanges were established, the number of subscribers at the date of opening, and the number on the 30th April last are given in the following statement:—

Auckland: Established on 24th October, 1881, with 26 subscribers; on 30th April, 1884, 194 subscribers.

Wellington: Established on 1st March, 1883, with 31 subscribers; on 30th April, 1884, 124 subscribers.

Christchurch: Established on 1st October, 1881, with 27 subscribers; on 30th April, 1884, 153 subscribers.

Dunedin: Established on 26th April, 1882, with 56 subscribers; on 30th April, 1884, 284 subscribers.

Invercargill: Established on 7th November, 1883, with 32 subscribers; on 30th April, 1884, 35 subscribers.

A total of 790 subscribers on the 30th April last. The number of subscribers on the 31st May, 1883, was 494, so that for the eleven months there was an increase of 296 subscribers. Auckland shows an increase of 54 subscribers; Wellington, 87; Christchurch, 33; and Dunedin, 87.

The telephone-exchange receipts on the 30th April last were at the rate of £8,745 a year.

The capital expended up to the 31st December last, in connection with establishing the five exchanges, was £14,716 17s. 6d., and the annual cost for maintenance, repairs, and working expenses is estimated at £3,525.

Additional telephone bureau offices were opened at Parnell, Onehunga, Avondale, and Newmarket, in the Auckland District; at the Bluff; and at Parliament Buildings, Wellington, during the sitting of Parliament.

Since the 1st January last a reduction of one-half the bureau ordinary charges was made in favour of telephone-exchange subscribers.

Five additional private wires were erected during the year, making the number of these wires maintained by the department 76. The revenue derived from private wires is £1,079 17s. 6d. a year.

The following gives the result of the operations carried out in the several districts during the year under the immediate direction of the Inspectors:—

AUCKLAND DISTRICT.

The various extensions effected during the year were as follow: Ohaeawai to Ngawha and Kaikohe, Auckland to Ponsonby, Helensville to Kaukapakapa, Pukekohe to Tuakau, Te Aroha to Waiorongomai, Paparoa to Maungaturoto, Kamo to Hikurangi, Auckland to Parnell, Coromandel to Whangapoua and Whitianga, Mercer to Rangiriri, Auckland to Avondale, Ohaeawai to Waimate North, Te Aroha to Waihou, Whangarei to Mangapai, Auckland to Onehunga Wharf, Auckland to Kyber and Newmarket, Waiwera to Puhoi: total, 41 miles of line and 123 of wire. The following lines were in course of erection at the end of the year: Hamilton to Raglan, and Waiwera to Tiritiri: total, 53 miles of line and wire.

The greater portion of the lines in this district have been overhauled during the year. The principal work has been examining and blocking the kauri poles. On some of the lines it has been necessary to renew nearly one-half of the kauri poles, although only erected ten years. The average life of a kauri pole at the ground level is about twelve years, while totara poles last twenty-five or thirty years.

The whole of the lines are now in good order, and will require no special claim for maintenance during the current year, excepting the Thames line on the mud flat, where nearly all the bridges have either been washed away, buried, or are in an advanced state of decay. The towers also show signs of decay. This line will be overhauled and strengthened, and repairs made to bridges, during the current year.

NAPIER DISTRICT.

During the year the following sections have been overhauled and repaired: Tenui to Napier, Maketu to Thames, Opotiki line, and line to Gisborne from Napier. These repairs include some 300 poles, several with totara blocks. More than half the poles requiring attention were kauri, and principally on the Gisborne line.

A telephone station has been opened at Petane. The Kaikora station has been removed to a different site, more convenient for railway purposes. A new office has been erected at Rotorua. Additions have been made to the Waipukurau office, where increased dwelling accommodation was required.

The main wires between Napier and the Spit have been carried on an independent line round Scinde Island. This became necessary to avoid interruption to telephone circuits.

With a view to probable telegraph extension, the country has been carefully explored and surveyed between Taupo and Cambridge.

The lines generally throughout the district have worked satisfactorily, and are in excellent order.

WELLINGTON DISTRICT.

The lines in this district have not during the year called for any special attention, all being in good order.

The cables still continue to give satisfactory results as regards insulation, as a reference to the table will show.

The telephone exchange system is gradually extending, and no doubt before long Wellington will take a leading position as regards the number of subscribers.

BLENHEIM DISTRICT.

The only additional wires erected in this district during the year were : Blenheim to Renwicktown, seven miles ; Richmond to Brightwater, four miles ; Longford to Murchison, three and a half miles. A general overhaul of the lines throughout has been made. No new work of any consequence has been undertaken. The lines are in excellent condition, and their working has been most satisfactory.

CHRISTCHURCH DISTRICT.

The Christchurch-Waitaki section is in very good working order ; but before long many poles will have to be renewed, especially between Timaru and Waitaki. The wires have been placed on the new portion of the Rakaia Bridge, and are thus made safe in time of flood.

Arahura Junction (loop-line) to Rolleston : This section, with the exception of some old saplings between Bealey and Otira Gorge, is in very good order. The saplings referred to will have to be replaced ere long. A short piece west of Rangiora will have to be diverted soon if the Teremakau does not change its course.

Waipara to Waiau : This line is now in good order. That portion between Waikari and Waiau has received an overhaul, and the wire has been fixed on the bridge over the Waiau River.

Hokitika to Greymouth : This section requires a thorough overhaul, which will be carried out shortly.

Greymouth to Ahaura Section : Four or five miles of this line between Nelson Creek and Ahaura are to be overhauled. The other portion is in good order.

The Ahaura to Reefton and Reefton to Westport sections received a slight overhaul early in the year, and are now in thorough good order.

The Westport to Charleston section will require to be reconstructed, and in all probability a new line will be run through Addison's Flat.

The Christchurch to Akaroa line requires a slight overhaul.

A new line from Christchurch to Sumner was erected and opened early in the year, and is worked by telephone.

All the other sections in the district are in good working order, and will not require any special alteration this coming year.

Offices have been opened at Tinwald and Lincoln railway-stations.

A large number of telephone exchange wires have been erected during the year, and a few short "Bell," "light-out," and "repeating signal" circuits have been opened for the Railway Department.

DUNEDIN DISTRICT.

The following new lines have been erected : Arrowtown to Macetown, seven miles ; Queens-town to Skipper's, fifteen miles of poles and twenty-one of wire ; telephone stations opened at Skipper's and Maori Point ; Portobello to Cape Saunders, seven miles ; telephone station opened at Cape Saunders ; Cromwell to Bannockburn, five miles ; Cromwell to Pembroke, thirty-eight miles ; Lawrence to Bluespur, three miles ; Waitati to Purakanui, five miles ; railway wire telephones fitted up at Waitati, The Cliffs, and Purakanui ; Milton to Millburn, one mile ; Palmerston to Waihemo, eighteen miles.

A number of private wires have also been erected, and several signal-repeaters and "light-out" wires have also been put up for the Railway Department.

The principal work of maintenance has been as follows : The erection of six miles of new line between Arrowtown and Cromwell, and the dismantling of the same length of old line. Fully six miles of new line have been erected between Palmerston and Waihemo. To make line suitable for carrying the increasing number of telephone wires, about half of the line between Dunedin and Green Island has been reconstructed. Most of the section between Dunedin and Water of Leith has been reposed. A number of alterations have been made for the Railway Department on account of new sidings, &c. A new telegraph office for the Railway Department has been fitted up at Invercargill. All the lines in this district have been carefully gone over, and the necessary repairs made ; and the lines are now in good working order.

There are ten miles of poles and one hundred and twelve miles of wire used for telephone exchange in Dunedin. A great many of the wires are also attached to houses.

The usual plans of circuits accompany this report.

SCHEDULE OF TABLES.

1. Number and Amount of Money Orders issued and paid in New Zealand.
2. Number and Amount of Money Orders issued in New Zealand, the United Kingdom, Australian Colonies, &c., and made payable in the respective Countries.
3. Total Number and Amount of Money-Order and Savings-Bank Transactions.
4. Statement of Post-Office Savings-Bank Business since System established.
5. Balance-sheet of Post-Office Account.
6. List of Securities held on account of Savings Bank Fund.
- 7, 8, 9. Statements showing the Times within which Mails delivered by the San Francisco and Suez-Brindisi Services.
10. Return of Subsidized Mail Steam Services.

11. Number of Postal Officers employed.
 12. Comparative Return of Postal Revenue and Number of Letters, &c., dealt with.
 13. Estimated Number of Letters, &c., delivered and posted.
 14. Number of Letters, &c., delivered by Letter-carriers.
 15. Statement of Correspondence received from the United Kingdom *via* San Francisco and *via* Brindisi.
 16. Statement of Correspondence despatched to the United Kingdom *via* San Francisco and *via* Brindisi.
 17. Number of Letters, &c., received and despatched from and to Places outside the Colony.
 18. Total estimated Revenue and Expenditure Return (Postal), including the estimated Value of franked Correspondence for the Calendar Year.
 19. Telegraph Revenue and Expenditure Return, showing Cost of Maintaining each Station.
 20. Number of Telegrams forwarded to each 100 Letters posted.
 21. Comparative Quarterly Return (Telegraph Messages and Revenue) for Years ended December, 1882 and 1883.
 22. Return showing Annual Comparative Progress of Telegraph System.
 23. Return of Cost of Maintenance of Lines.
 24. Insulation Tests, Cook Strait Cables.
 25. Insulation Tests, Wanganui and Wakapuaka Cable.
 26. Total Cost of Telegraph Lines, including Cables.
 27. Number and Value of Telegraph Money Orders issued.
 28. Value of Government and other Free Messages.
 29. Debtor and Creditor Statement (Telegraph).
-

Table No. 1.

TABLE showing the Number and Amount of Money Orders issued and of Money Orders made payable in New Zealand, Year by Year, since the Year 1867.

MONEY ORDERS ISSUED IN THE COLONY.													
Year.	Commission received.		Where payable.						Total.				
			In the Colony.		United Kingdom and Germany.		Australian Colonies, &c.						
			No.	Amount.	No.	Amount.	No.	Amount.	No.	Amount.			
	£	s. d.		£	s. d.		£	s. d.		£	s. d.		
1867	1,815	19 6	10,293	49,496	13 0	9,242	40,998	14 11	4,938	25,115	5 1	115,610	13 0
1868	1,863	1 6	11,898	54,342	18 6	9,241	40,581	13 9	4,715	23,286	11 5	118,211	3 8
1869	1,932	3 0	14,305	63,897	1 10	9,263	39,939	8 6	4,859	23,381	14 7	127,218	4 11
1870	2,367	3 6	16,821	73,344	11 9	9,624	41,472	3 7	5,419	25,637	12 7	140,454	7 11
1871	2,608	3 6	20,514	88,546	9 7	10,407	44,197	18 3	5,370	24,653	5 9	157,397	13 7
1872	3,068	17 6	28,156	120,125	14 8	10,619	44,535	9 9	5,885	26,347	17 7	191,009	2 0
1873	3,562	3 2	34,288	142,642	4 10	11,913	48,547	11 4	6,150	28,068	5 5	219,258	1 7
1874	4,393	2 3	40,968	171,683	6 1	14,379	57,821	2 6	7,365	33,659	19 2	263,164	7 9
1875	4,950	19 4	48,611	193,551	13 9	16,949	66,332	14 9	7,467	33,597	2 3	293,481	10 9
1876	5,261	19 2	55,748	212,089	1 6	17,331	66,977	4 2	7,176	31,202	0 3	310,268	5 11
1877	5,714	18 4	64,000	233,804	15 10	18,369	69,670	11 10	8,303	31,498	0 1	334,973	7 9
1878	6,288	13 0	70,531	250,861	6 0	21,169	80,681	15 8	9,317	36,711	15 2	368,254	16 10
1879	7,285	1 6	83,479	297,290	13 8	24,461	91,665	4 0	10,059	39,717	2 4	428,673	0 0
1880	7,943	15 4	97,275	320,260	19 11	27,587	104,149	5 10	10,786	40,994	15 4	465,405	1 1
1881	7,582	8 5	99,523	321,635	3 3	25,376	90,229	5 3	10,657	40,317	19 2	452,182	7 8
1882	8,267	9 8	108,916	360,196	4 9	25,898	91,530	17 9	13,348	47,641	7 5	499,368	9 11
1883	9,022	10 6	132,232	402,558	12 11	26,211	91,634	4 7	14,113	46,939	17 11	541,132	15 5

MONEY ORDERS DRAWN ON THE COLONY.									
Year.	Where issued.						Total.		
	In the Colony.		United Kingdom and Germany.		Australian Colonies, &c.				
	No.	Amount.	No.	Amount.	No.	Amount.	No.	Amount.	
		£ s. d.		£ s. d.		£ s. d.		£ s. d.	
1867	10,353	49,931 17 2	1,198	5,649 2 10	1,108	5,570 6 4	12,659	61,151 6 4	
1868	11,903	54,349 8 3	1,401	6,502 3 0	1,294	6,685 1 3	14,598	67,536 12 6	
1869	14,250	63,820 15 5	1,218	5,630 18 8	1,272	6,382 4 3	16,740	75,833 18 4	
1870	16,798	73,245 8 3	1,156	5,523 4 4	1,267	6,055 6 11	19,221	84,823 19 6	
1871	20,514	88,592 0 3	1,396	6,217 11 5	1,318	5,914 18 7	23,228	100,724 10 3	
1872	27,983	119,676 1 2	1,504	7,078 8 6	1,459	6,803 15 3	30,946	133,558 4 11	
1873	34,288	142,642 4 10	1,482	6,625 14 5	1,668	7,689 6 8	37,438	156,957 5 11	
1874	40,968	171,683 6 1	1,603	7,284 10 7	1,800	8,316 17 5	44,371	187,284 14 1	
1875	48,611	193,551 13 9	1,969	9,262 9 7	1,995	9,340 19 11	52,575	212,155 3 3	
1876	55,748	212,089 1 6	2,243	10,202 13 6	2,385	10,838 16 8	60,376	233,130 11 8	
1877	64,000	233,804 15 10	2,258	9,744 8 8	2,568	11,056 2 7	68,826	254,605 7 1	
1878	70,531	250,861 6 0	2,260	9,833 18 6	2,528	10,698 14 3	75,319	271,393 18 9	
1879	83,479	297,290 13 8	2,544	10,673 3 11	2,942	12,295 5 4	88,965	320,259 2 11	
1880	97,275	320,260 19 11	3,466	14,811 14 8	3,913	15,829 0 3	104,654	350,901 14 10	
1881	99,523	321,635 3 3	3,466	14,078 17 3	4,649	18,863 4 2	107,638	354,577 4 8	
1882	108,916	360,196 4 9	3,421	13,416 1 9	5,076	21,090 4 10	117,413	394,702 11 4	
1883	132,232	402,558 12 11	3,725	15,553 3 11	5,697	23,299 12 11	141,654	441,411 9 9	

Table No. 2.

TABLE showing the Money Orders issued in New Zealand on Offices beyond the Colony during the Years 1882 and 1883.

Where payable.	1882.		1883.	
	Number.	Amount.	Number.	Amount.
Germany	308	£ 1,167 17 11	255	£ 863 12 10
United Kingdom	25,590	90,362 19 10	26,056	90,770 11 9
United States of America	1,338	4,768 15 10	1,570	4,132 14 4
Canada	16	65 18 0
Victoria	7,183	24,921 10 8	7,731	24,988 11 9
South Australia	530	2,059 10 4	405	1,372 9 6
New South Wales	3,476	12,179 10 3	3,452	12,699 0 1
Queensland	215	896 10 9	318	1,287 10 6
Tasmania	602	2,798 2 7	527	2,363 1 3
Western Australia	4	17 7 0	10	30 12 6
Totals	39,246	139,172 5 2	40,330	138,574 2 6

TABLE showing the Money Orders issued at Offices beyond the Colony on New Zealand during the Years 1882 and 1883.

Where issued.	1882.		1883.	
	Number.	Amount.	Number.	Amount.
United Kingdom and Germany	3,421	£ 13,416 1 9	3,625	£ 15,553 3 11
United States of America	137	824 1 8	171	990 15 6
Canada	16	106 13 9
Victoria	1,739	6,629 0 6	1,916	6,686 6 6
South Australia	234	895 13 10	297	1,154 17 0
New South Wales	2,286	9,359 14 0	2,589	10,604 13 1
Queensland	280	1,476 6 9	331	1,500 10 2
Tasmania	371	1,692 10 10	450	2,071 3 5
Western Australia	28	202 17 3	27	184 13 6
Hongkong	1	10 0 0
Totals	8,497	34,506 6 7	9,422	38,852 16 10

Table No. 3.

TABLE showing the Number and Amount of Transactions at the several Money Order and Savings Bank Offices in the Colony of New Zealand during the Year 1883.

Office.	Money Orders.						Savings Banks.					
	Issued.			Paid.			New Accounts opened.	Deposits.		Accounts closed.	Withdrawals.	
	No.	Commission.	Amount.	No.	Amount.			No.	Amount.		No.	Amount.
		£ s. d.	£ s. d.		£ s. d.			£ s. d.			£ s. d.	
AUCKLAND ..	12,645	876 13 6	44,184 18 2	20,682	68,339 11 5	1,787	9,573	128,360 13 4	1,979	9,210	161,230 13 4	
Alexandra ..	479	19 4 8	1,331 11 2	231	878 16 11	12	77	605 15 0	7	38	498 6 7	
Aratapu ..	982	42 12 8	3,645 15 2	107	410 19 9	94	490	4,303 6 8	51	135	2,565 15 1	
Cambridge ..	1,447	69 16 4	4,075 3 2	550	2,146 14 4	85	520	3,312 6 4	42	175	3,028 6 10	
Coromandel ..	620	29 0 6	1,753 16 8	327	1,161 9 6	58	351	1,301 18 6	11	56	1,145 5 0	
Dargaville ..	800	43 17 8	2,852 9 0	114	365 9 1	112	550	4,690 12 0	21	87	1,278 15 0	
Drury ..	192	7 10 4	570 13 10	169	775 4 11	16	84	471 0 0	9	23	263 15 8	
Hamilton ..	969	41 5 4	2,725 9 5	633	1,873 13 5	79	450	3,304 18 2	40	130	2,821 10 8	
Helensville ..	487	20 3 8	1,456 2 3	120	425 6 6	44	280	1,243 16 0	4	50	553 3 11	
Hokianga ..	309	16 16 4	1,168 11 1	92	398 13 4	9	28	363 14 1	6	19	322 4 7	
Huntly ..	219	9 1 8	657 5 4	31	88 10 0	13	98	372 2 7	5	25	224 12 8	
Kaitia ..	230	7 9 6	821 4 9	8	22 6 8	8	37	223 16 5	..	1	8 10 0	
Kamo ..	491	22 15 0	1,586 4 1	121	544 11 9	36	200	1,265 0 1	9	30	591 10 3	
Kawakawa ..	672	36 7 2	2,151 14 3	180	586 4 10	79	645	4,692 16 0	30	108	2,044 14 2	
Kihikihi ..	244	11 5 0	687 9 5	78	316 18 2	11	73	306 7 0	4	34	829 18 8	
Kohukohu ..	181	15 12 8	829 10 9	13	48 14 9	9	16	384 19 0	4	9	145 12 0	
Mangapai ..	249	8 19 0	1,256 16 9	37	190 7 7	1	18	422 17 0	1	20	454 19 8	
Mangawai ..	66	2 10 8	130 10 7	41	210 13 7	7	11	212 9 0	1	5	80 10 0	
Mangawhare ..	727	34 0 2	3,233 13 8	53	297 11 5	70	278	3,055 19 5	18	78	1,128 2 9	
Maungaturoto ..	29	1 7 0	86 18 2	3	3 16 3	1	1	0 10 0	
Mercer ..	247	8 15 10	654 15 11	65	223 16 2	13	100	438 16 2	7	35	136 17 0	
Mongonui ..	415	15 1 4	1,411 5 6	116	404 2 1	22	79	1,142 13 7	5	31	443 16 5	
Morrinsville ..	12	0 6 0	19 2 3	2	4 7 6	3	4	33 8 1	..	1	4 0 0	
Newmarket ..	3	0 2 0	4 3 0	4	13 2 9	1	1	2 0 0	
Newton ..	449	25 9 4	1,205 15 1	536	1,872 17 4	51	508	1,742 18 6	23	75	429 0 3	
Ngaruawahia ..	349	12 2 8	808 0 0	172	535 11 2	36	295	737 12 0	12	44	509 13 2	
Ohaeawai ..	337	20 15 10	1,413 9 11	54	331 5 11	9	20	420 0 6	8	15	365 13 4	
Ohaupo ..	189	6 5 6	480 19 5	59	228 3 3	9	92	443 4 0	1	13	88 1 0	
Onehunga ..	322	18 17 8	1,050 10 8	735	2,402 11 7	40	215	2,212 11 4	18	81	1,171 14 4	
Otahuhu ..	176	9 15 4	488 4 6	191	645 3 7	23	243	1,204 10 0	14	47	996 15 0	
Pahi ..	171	8 14 4	596 13 4	93	323 8 2	12	46	557 11 0	3	25	479 10 3	
Pokeno ..	61	2 0 0	133 14 10	39	122 2 8	5	24	218 13 0	3	18	230 18 6	
Port Albert ..	216	8 5 0	671 1 3	77	254 7 1	11	61	642 9 0	3	21	578 4 4	
Pukekohe ..	321	11 3 10	1,040 6 5	118	450 10 10	18	125	463 5 0	14	48	612 12 9	
Raglan ..	262	8 9 6	945 14 11	61	189 0 1	7	34	266 2 0	1	5	79 18 11	
Russell ..	405	16 11 10	1,130 7 2	243	876 13 5	36	212	450 8 0	11	34	439 5 8	
Te Awamutu ..	444	18 2 6	1,022 18 8	270	818 17 9	27	147	908 10 5	12	44	901 18 8	
Te Kopuru ..	471	22 2 4	1,674 4 11	40	176 18 11	22	199	1,382 17 0	12	32	289 17 1	
Wade ..	25	0 15 6	43 13 3	2	8 6 0	6	22	39 14 0	
Waipu ..	399	14 15 8	1,455 18 5	101	518 8 5	19	71	1,085 3 0	4	50	908 14 1	
Waiuku ..	307	13 11 4	1,051 11 10	132	624 1 8	25	152	951 7 0	7	37	586 12 10	
Waiwera ..	250	9 12 6	721 12 0	55	277 15 0	12	86	781 12 11	..	10	126 13 0	
Wangarei ..	819	35 13 2	2,737 10 3	290	1,011 11 2	63	344	2,404 7 8	28	136	3,401 16 4	
Wangaroa ..	578	30 14 8	2,380 15 8	97	461 6 11	53	135	1,770 16 0	19	43	1,273 9 0	
Warkworth ..	393	13 12 8	1,272 16 2	155	471 14 9	23	155	1,090 2 0	12	49	928 10 9	
Whitiangi ..	172	8 10 10	601 12 2	25	125 8 3	32	68	747 19 0	3	7	57 11 3	
BLENDHEIM ..	2,352	117 0 0	7,838 15 10	928	3,134 16 10	255	1,368	15,321 12 11	177	992	19,351 12 11	
Havelock ..	564	27 4 10	2,458 11 0	182	625 3 5	13	98	972 2 0	7	47	700 8 7	
Kaikoura ..	415	22 8 6	1,330 2 9	129	393 15 3	20	48	1,234 4 2	14	28	1,192 9 11	
Paiko ..	629	26 6 0	1,908 2 1	519	1,731 14 10	35	208	2,279 15 9	25	114	2,609 7 10	
Renwicktown ..	9	0 9 4	34 8 9	5	8 14 0	..	2	6 0 0	
CHRISTCHURCH ..	11,157	748 17 8	37,888 11 1	11,504	35,875 11 11	2,591	18,604	200,002 4 7	2,182	15,666	246,754 1 2	
Akaroa ..	566	29 0 10	1,545 11 4	241	691 18 10	55	405	1,491 12 5	25	77	1,249 19 3	
Amberley ..	329	15 2 2	778 5 6	159	417 17 3	34	185	1,530 14 2	27	101	1,878 6 6	
Ashburton ..	1,940	100 8 8	6,617 14 4	810	2,343 15 3	250	1,125	9,773 10 6	170	486	8,168 8 7	
Cheviot ..	107	5 10 2	347 6 8	5	12 5 6	2	11	182 7 6	..	1	14 0 0	
Coalgate ..	172	6 1 10	376 5 0	77	271 12 5	
Dunsandel ..	100	4 11 6	248 17 10	22	68 13 6	4	24	459 16 0	2	6	77 8 3	
Duvauchelle ..	115	5 12 0	293 4 4	30	118 13 3	15	109	287 1 0	5	22	179 2 6	
Hurunui ..	144	6 17 6	491 14 3	23	75 5 7	5	94	437 13 0	1	12	119 2 10	
Kaiapoi ..	586	32 16 6	1,670 0 5	353	1,177 11 0	103	661	4,041 3 0	84	243	3,254 9 5	
Leeston ..	238	11 8 4	678 5 7	105	372 16 3	30	127	1,029 4 0	19	51	652 0 8	
Lytelton ..	1,195	71 8 4	3,989 1 5	924	3,272 2 1	198	1,286	11,472 9 1	87	389	6,810 16 10	
Oxford ..	383	14 15 8	1,074 15 5	214	758 13 0	32	220	1,870 4 2	21	81	1,661 17 10	
Papanui ..	21	0 19 0	39 6 3	35	136 12 7	7	40	239 13 0	2	4	37 7 11	
Rakaia ..	521	23 7 6	1,756 18 1	116	344 4 1	29	209	2,283 6 6	24	78	1,853 6 9	
Rangiora ..	640	33 11 8	1,867 11 9	409	1,259 15 8	91	517	5,277 2 5	60	205	5,759 19 6	
Sheffield ..	441	17 8 0	1,536 5 7	50	138 8 7	21	113	963 19 0	10	43	437 11 3	
Southbridge ..	293	12 12 6	721 19 9	127	494 11 11	26	212	834 0 7	21	57	882 9 7	
Springfield ..	286	13 9 0	998 7 11	80	314 8 8	17	103	883 1 6	8	26	612 9 11	
Sydenham ..	393	18 1 8	935 6 0	341	1,040 2 2	158	1,257	5,425 17 4	30	104	741 9 6	
Waiau ..	290	16 9 4	1,112 10 11	36	166 19 7	13	118	2,072 2 6	5	25	756 3 10	
Waikari ..	301	14 8 8	884 0 6	102	309 5 11	18	85	918 17 6	13	36	536 14 2	
Woolston ..	54	2 3 0	158 14 3	74	192 11 7	22	215	783 9 0	10	33	326 18 11	
DUNEDIN ..	12,128	677 5 0	36,701 13 6	31,868	75,888 16 5	2,248	15,254	156,233 9 10	2,486	13,059	197,485 13 0	
Albany Street ..	1,553	82 14 10	3,736 16 8	664	2,726 6 6	502	4,471	18,075 16 3	339	933	8,318 11 3	
Alexandra South ..	551	22 3 4	1,635 9 10	107	324 7 7	15	61	539 8 0	8	26	523 11 11	
Balclutha ..	927	38 2 10	2,350 5 6	495	1,440 13 0	65	343	2,188 16 9	28	81	1,262 5 4	

Table No. 3—continued.

TABLE showing the Number and Amount of Transactions at the several Money Order and Savings Bank Offices in the Colony of New Zealand during the Year 1883—continued.

Office.	Money Orders.					Savings Banks.						
	Issued.			Paid.		New Accounts opened.	Deposits.		Accounts closed.	Withdrawals.		
	No.	Commission.	Amount.	No.	Amount.		No.	Amount.		No.	Amount.	
DUNEDIN—contd.		£ s. d.	£ s. d.		£ s. d.			£ s. d.			£ s. d.	
Blueskin ..	141	5 0 0	304 18 3	100	396 6 0	16	121	494 13 10	15	32	451 9 1	
Caversham ..	142	5 4 6	328 12 5	303	953 11 1	32	291	821 11 4	13	36	88 14 5	
Clinton ..	660	23 15 0	1,595 14 8	144	399 15 1	30	170	765 0 0	27	53	983 5 9	
Clyde ..	452	18 0 10	1,232 8 11	191	382 13 9	12	50	237 18 0	15	22	740 5 8	
Cromwell ..	715	28 17 8	1,782 15 2	156	552 3 1	37	170	981 1 0	19	38	1,023 18 5	
Green Island ..	180	11 0 6	595 11 10	127	503 11 8	38	199	1,262 2 3	20	46	858 9 2	
Hamilton's ..	290	11 1 6	902 7 3	12	69 4 8	12	40	873 16 0	4	20	414 14 11	
Kaitangata ..	662	23 7 0	1,751 16 6	116	410 11 8	43	239	1,571 11 6	31	66	925 0 6	
Lawrence ..	1,013	40 5 0	2,825 5 8	654	1,919 8 2	61	387	2,214 15 0	39	85	1,757 9 9	
Milton ..	830	30 12 6	2,145 6 8	509	1,393 2 4	71	451	2,799 18 6	47	148	3,076 3 7	
Mosgiel ..	283	13 5 2	725 14 5	134	344 10 3	24	216	726 8 0	29	50	884 16 4	
Naseby ..	634	23 14 10	1,403 6 6	265	759 18 2	23	156	517 12 8	9	28	403 1 9	
Ophir ..	425	14 17 0	1,004 18 10	65	183 1 1	6	17	103 0 4	3	6	65 19 3	
Outram ..	279	13 15 2	807 8 3	134	474 0 8	19	120	613 10 0	8	28	341 14 7	
Owake ..	181	6 2 10	587 18 10	56	216 3 5	9	20	259 0 0	3	12	269 19 5	
Palmerston ..	772	29 12 0	1,907 14 8	434	1,518 10 6	46	449	2,115 10 1	31	61	1,519 18 3	
Port Chalmers..	1,493	105 17 8	5,027 7 4	984	3,725 16 5	360	2,424	12,110 14 11	234	672	8,545 11 1	
Roxburgh ..	605	24 8 6	1,541 9 1	121	407 14 7	19	77	1,148 0 10	9	33	588 2 0	
St. Bathans ..	365	11 16 10	747 12 4	63	202 6 7	7	22	133 0 0	5	9	253 9 7	
South Dunedin	110	4 9 8	221 11 5	83	248 15 0	56	413	1,517 9 0	15	73	396 3 5	
Stirling ..	173	5 15 6	425 4 11	58	182 0 9	13	104	298 15 0	6	12	134 1 11	
Tapanui ..	918	32 8 6	2,194 6 2	270	744 5 1	37	217	1,048 4 11	17	38	951 11 0	
Waiholā ..	97	3 19 0	302 18 10	37	133 9 0	14	50	307 16 11	5	16	150 8 2	
Waikaia ..	568	21 6 4	1,856 2 6	73	307 19 10	10	111	355 9 5	3	13	191 12 6	
Waikouaiti ..	460	14 17 2	1,170 12 10	316	798 5 2	17	125	677 18 0	8	39	667 11 11	
Waitahuna ..	291	9 13 8	723 10 5	82	292 11 5	5	60	186 15 0	11	16	134 2 10	
GISBORNE ..	1,999	131 14 0	7,160 6 7	779	3,226 5 1	198	1,061	8,526 7 3	156	733	8,932 10 7	
Ormond ..	37	2 0 6	130 18 6	9	50 14 4	4	10	101 13 0	1	1	54 8 1	
GREYMOUTH ..	2,403	140 5 8	8,355 12 4	1,613	6,317 1 6	202	1,378	14,782 16 3	206	1,036	23,795 12 4	
Ahaura ..	842	38 13 8	4,512 9 11	135	572 4 11	20	65	1,254 12 8	8	39	380 0 9	
Barrytown ..	28	1 4 0	107 8 2	3	5 5 0	
Brunnerton ..	471	26 19 10	1,628 18 11	55	288 10 3	17	88	756 0 1	1	6	81 10 10	
Nelson Creek ..	165	8 7 6	574 19 9	33	192 2 10	25	263	1,261 18 0	9	66	705 6 0	
Reefton ..	1,552	103 11 10	5,567 14 10	1,528	3,945 0 8	81	396	4,598 5 11	51	131	3,914 3 1	
HOKITIKA ..	1,639	90 12 4	5,162 11 4	1,528	4,812 11 2	116	671	7,155 3 3	137	436	8,797 10 0	
Kumara ..	885	39 6 2	2,425 13 0	403	1,288 19 2	67	455	3,475 12 3	31	144	2,364 3 10	
Rimu ..	315	11 4 10	809 7 5	37	171 1 2	27	114	1,102 3 0	8	33	250 2 0	
Ross ..	517	23 15 0	1,602 10 5	171	690 3 5	33	233	1,358 1 9	14	58	1,240 1 1	
Stafford ..	275	10 0 2	721 0 11	62	243 14 1	7	65	246 19 0	2	26	346 6 1	
INVERCARGILL ..	3,746	195 18 0	11,062 18 6	3,662	11,533 9 8	491	2,597	27,757 15 4	498	2,055	35,715 10 8	
Arrow River ..	616	27 3 10	1,892 1 2	153	480 15 9	49	159	1,382 0 4	20	31	1,115 7 7	
Campbelltown ..	304	14 7 0	1,229 13 7	513	2,010 2 5	19	180	978 17 0	10	39	1,809 14 8	
Dipton ..	185	6 19 8	595 7 8	26	97 19 1	7	18	245 6 0	8	17	245 8 5	
Edendale ..	173	6 4 0	369 14 11	26	96 5 10	4	28	129 16 0	1	2	20 12 7	
Elbow ..	491	18 9 8	1,512 10 0	97	357 18 9	29	123	1,475 12 1	13	35	405 1 7	
Fortrose ..	8	0 6 8	16 3 6	
Gore ..	1,633	60 5 8	4,526 0 6	446	1,371 10 8	72	343	2,065 12 0	49	118	1,908 3 0	
Kingston ..	132	6 2 4	607 19 5	15	71 4 8	2	3	72 0 0	..	2	3 0 0	
Mataura ..	741	25 9 4	2,005 13 9	181	515 9 6	41	258	952 0 9	12	60	939 12 9	
Otautau ..	258	11 4 6	724 17 11	78	296 5 2	15	63	495 0 5	7	18	399 8 10	
Queensdown ..	731	33 17 4	2,089 6 3	256	829 13 9	25	135	1,875 11 7	20	46	2,443 17 8	
Riverton ..	695	32 14 10	2,385 18 11	366	1,138 17 5	51	530	2,093 9 2	40	128	3,569 18 8	
Thornbury ..	114	4 8 10	295 3 9	20	57 0 3	1	7	75 5 0	..	2	30 0 0	
Waipahi ..	255	8 5 0	667 4 6	36	150 10 4	5	11	104 19 1	2	3	27 8 4	
Winton ..	426	15 15 2	1,127 17 1	158	735 11 11	24	77	683 12 0	15	41	557 8 10	
Woodlands ..	171	6 5 8	391 14 10	102	314 18 6	13	76	232 9 4	10	18	85 12 1	
Wyndham ..	508	22 7 6	1,470 1 4	98	371 7 4	22	74	1,267 2 3	10	36	1,368 19 8	
NAPIER ..	3,500	232 5 0	12,337 6 3	2,646	8,615 17 3	496	2,741	28,702 7 0	441	2,168	35,804 15 3	
Hastings ..	698	42 14 6	2,131 3 0	234	694 2 0	81	292	3,227 9 10	23	86	1,001 17 3	
Kopua ..	25	1 4 0	69 1 0	5	21 15 0	1	5	54 10 0	4	4	23 16 4	
Mohaka ..	60	4 4 4	236 15 3	26	133 12 2	1	19	180 11 0	..	3	40 0 0	
Ormondville ..	456	15 1 2	1,340 12 8	55	249 4 5	18	65	1,121 2 1	4	15	185 3 8	
Porangahau ..	220	14 11 8	820 10 1	36	177 18 9	4	26	807 8 5	3	8	223 5 0	
Port Ahuriri ..	361	22 10 2	1,443 11 3	131	539 17 1	15	126	813 1 10	6	38	512 9 3	
Takapu ..	265	10 0 2	735 14 1	23	94 12 3	9	58	263 4 0	4	13	210 18 10	
Taupo ..	459	31 14 0	1,611 18 0	70	350 14 2	15	69	1,033 15 5	4	12	527 19 9	
Waipawa ..	748	36 17 8	2,244 11 6	399	1,077 16 6	52	271	1,717 4 1	33	114	1,771 2 9	
Waipukurau ..	303	16 13 0	925 6 6	164	525 17 0	30	216	1,559 8 11	11	43	765 11 0	
Wairoa ..	359	16 18 10	950 0 7	177	533 3 10	18	133	614 0 0	3	21	250 8 2	
NELSON ..	3,185	165 9 0	10,132 8 11	4,510	17,783 2 3	383	3,098	28,853 13 9	343	2,031	46,832 7 5	
Belgrove ..	93	4 1 2	276 9 4	28	107 2 8	18	52	465 16 0	1	12	209 2 2	
Brightwater ..	77	2 19 6	204 17 5	39	106 3 1	18	64	390 17 0	1	18	180 5 0	
Collingwood ..	623	28 18 10	2,499 14 0	139	568 2 10	14	67	707 14 0	2	21	302 9 0	
Motueka ..	524	24 1 2	2,119 16 6	237	1,118 0 1	78	528	4,551 18 6	37	156	5,043 13 8	
Port ..	269	16 17 2	1,019 1 4	35	121 13 1	33	275	815 14 0	16	60	333 19 6	
Richmond ..	117	5 13 10	399 17 7	104	422 9 1	21	127	1,093 6 1	8	31	450 2 11	
Takaka ..	509	26 0 10	2,246 18 5	90	307 7 6	20	53	672 3 0	4	21	386 19 0	
Wakefield ..	118	5 0 0	357 8 6	50	173 19 4	34	220	1,086 13 0	3	24	610 11 6	

Table No. 3—continued.

TABLE showing the Number and Amount of Transactions at the several Money Order and Savings Bank Offices in the Colony of New Zealand during the Year 1883—continued.

Office.	Money Orders.						Savings Banks.					
	Issued.			Paid.			New Accounts opened.	Deposits.		Accounts closed.	Withdrawals.	
	No.	Commission.	Amount.	No.	Amount.			No.	Amount.		No.	Amount.
		£ s. d.	£ s. d.		£ s. d.			£ s. d.			£ s. d.	
NEW PLYMOUTH ..	2,338	112 17 6	7,355 18 4	2,105	6,902 18 8	320	1,866	27,286 15 7	354	1,758	33,034 0 8	
Inglewood ..	205	8 6 4	685 14 6	91	395 15 7	32	174	808 8 9	11	43	578 0 7	
Opunake ..	615	23 13 4	1,535 8 11	217	690 6 5	28	139	2,022 1 8	24	70	1,847 16 11	
Parihaka ..	561	24 11 8	1,408 17 2	48	194 16 3	23	255	2,240 3 2	5	58	802 0 3	
Stratford ..	326	11 16 8	933 0 9	135	679 19 9	13	45	724 10 11	9	25	402 9 11	
Waitara ..	349	14 1 8	932 9 8	263	857 6 9	20	148	591 13 0	9	44	570 6 0	
OAMARU ..	3,714	183 10 4	11,709 5 4	1,737	5,863 5 7	461	2,593	23,594 4 3	354	1,507	24,432 18 6	
Dunroon ..	219	9 0 0	737 19 1	57	257 8 9	15	95	579 16 0	8	21	294 15 1	
Hampden ..	367	12 7 10	1,076 11 4	147	411 16 7	17	64	330 8 1	7	27	250 18 4	
Herbert ..	240	7 17 6	582 12 0	57	193 6 4	11	53	563 3 11	4	18	197 4 0	
Kakanui ..	207	8 12 2	754 12 0	22	75 1 5	7	51	521 10 2	4	11	227 16 5	
Maheno ..	149	5 1 2	402 19 9	28	103 5 9	3	10	31 12 0	2	8	155 18 1	
Ngapara ..	61	2 2 6	157 4 0	15	34 18 6	6	20	39 16 0	1	3	31 13 0	
THAMES ..	1,956	100 8 6	6,582 19 6	1,516	5,213 15 5	295	2,243	18,758 6 8	298	1,601	24,623 5 8	
Maketu ..	147	9 10 4	486 15 4	71	285 15 8	15	40	643 6 9	1	5	119 2 11	
Ohinemutu ..	639	36 3 0	2,293 17 10	196	893 1 7	65	178	4,413 17 4	11	42	935 3 11	
Opotiki ..	537	26 14 8	1,582 18 9	167	660 12 10	58	140	2,647 15 6	8	28	1,095 6 6	
Paeroa ..	236	10 11 6	674 17 5	84	356 8 0	23	165	425 9 3	3	18	261 7 6	
Tauranga ..	1,068	44 11 0	2,685 19 8	805	2,459 14 7	140	352	7,413 11 9	38	98	3,027 4 5	
Te Aroha ..	1,083	65 15 6	4,061 12 7	240	997 2 0	77	267	2,540 8 6	37	116	1,753 3 9	
Te Puke ..	12	0 8 0	22 19 10	14	38 5 3	1	25 0 0	
Waiorongomai ..	2	0 1 0	2 3 6	
Waterford ..	215	8 11 6	477 16 4	34	73 5 3	34	87	501 18 6	2	22	124 8 2	
Whakatane ..	84	4 2 2	196 8 5	30	113 19 4	2	3	18 9 4	
•TIMARU ..	3,401	195 9 8	11,262 9 9	2,920	6,246 1 6	524	2,665	26,681 13 1	478	1,970	30,247 12 7	
Geraldine ..	606	24 18 10	1,516 12 5	159	490 14 7	54	227	1,368 6 10	28	87	1,099 10 4	
Pleasant Point ..	29	1 3 6	48 11 8	9	40 4 5	7	11	109 7 0	1	2	16 6 10	
St. Andrew ..	161	6 11 8	425 4 6	21	57 7 1	19	55	651 12 9	4	14	127 16 5	
Temuka ..	603	25 19 4	1,628 3 1	283	921 11 0	50	190	1,568 7 10	39	123	2,319 12 3	
Waimate ..	1,252	55 12 2	3,457 9 1	403	1,264 15 11	119	661	3,997 14 7	56	180	2,574 6 3	
WANGANUI ..	3,330	180 17 10	10,531 11 10	2,977	9,162 5 10	382	2,712	20,501 18 2	391	1,784	28,458 18 8	
Bull's ..	439	19 14 6	1,138 12 1	159	420 2 11	44	300	674 6 1	16	55	303 2 1	
Hawera ..	1,156	49 3 4	3,035 6 8	691	2,142 3 2	101	423	5,322 5 1	68	243	6,002 15 10	
Mania ..	441	18 6 10	1,239 2 11	145	552 16 10	40	129	2,715 5 7	8	51	1,842 0 8	
Manutahi ..	186	7 9 6	572 15 1	50	211 14 5	14	62	531 10 4	10	29	404 2 11	
Marton ..	789	37 15 10	2,408 4 3	524	1,202 9 8	46	326	2,757 3 2	26	115	3,052 6 0	
Normanby ..	297	11 15 6	666 18 11	148	670 17 1	17	74	606 6 6	9	33	1,331 8 8	
Patea ..	911	40 15 2	2,614 8 10	817	2,266 6 9	72	345	2,879 14 7	56	152	2,476 4 3	
Turakina ..	173	10 7 0	617 10 8	81	223 16 9	7	96	570 13 0	7	31	259 18 10	
Waitotara ..	161	6 9 6	519 13 10	24	86 4 1	5	35	487 12 0	1	14	541 15 0	
Waverley ..	338	16 6 0	943 4 11	147	477 3 10	19	112	728 17 10	16	35	435 5 5	
WELLINGTON ..	12,934	687 8 6	35,807 4 13	833	46,723 2 1	1,968	13,889	135,265 6 8	1,676	9,694	150,885 10 1	
Carterton ..	649	27 12 4	1,803 19 11	255	712 7 11	63	433	2,099 18 0	49	134	1,822 17 7	
Castlepoint ..	212	13 11 4	792 6 3	26	102 16 3	8	24	315 12 0	1	3	65 2 3	
Chatham Islands	100	3 17 6	448 4 7	5	29 0 10	
Featherston ..	359	15 1 10	850 10 8	172	509 18 7	38	162	965 14 0	17	46	820 3 8	
Feilding ..	1,080	49 12 2	3,327 4 3	644	1,687 18 7	94	698	3,339 7 5	63	194	3,117 5 5	
Foxton ..	633	31 14 6	1,817 11 1	420	1,023 17 8	28	165	1,278 1 2	13	57	961 16 1	
Greytown ..	495	25 6 10	1,684 14 11	246	616 11 0	38	390	1,606 11 1	37	135	1,881 4 10	
Halcombe ..	513	18 11 8	1,376 11 7	137	458 6 9	28	115	503 15 1	8	54	452 8 0	
Hutt ..	298	14 16 6	1,188 10 0	166	577 0 10	48	288	3,432 13 10	33	89	1,928 5 3	
Kaitoke ..	128	4 4 4	596 13 0	14	86 10 10	22	72	86 1 0	1	7	37 13 5	
Martinborough ..	135	8 11 8	366 1 1	20	74 6 7	13	26	299 5 0	4	15	109 14 2	
Masterton ..	1,433	72 16 0	4,504 18 0	772	2,349 15 9	169	728	6,379 13 1	71	304	5,593 4 2	
Otaki ..	300	14 5 0	989 7 0	70	283 2 0	20	159	813 10 11	19	69	324 19 11	
Pahautanui ..	40	1 12 4	175 17 8	17	80 9 4	7	37	545 2 0	2	12	145 1 7	
Palmerston North	1,487	70 3 4	4,303 12 6	812	2,534 15 7	121	510	4,531 0 10	50	204	3,373 19 7	
Sanson ..	248	10 6 10	642 19 2	72	279 5 7	26	122	628 12 0	24	52	1,717 1 10	
Te Aro ..	659	32 9 10	1,370 8 6	44	150 9 0	191	1,401	4,159 1 0	30	103	309 4 4	
Tenui ..	291	13 13 4	1,135 19 8	37	88 17 10	24	126	874 7 10	14	28	510 19 3	
Upper Hutt ..	172	6 5 4	466 4 7	92	330 19 9	18	114	997 9 0	6	41	619 17 1	
Woodville ..	551	22 16 2	1,815 16 4	158	585 2 1	25	173	543 3 4	23	42	293 17 8	
WESTPORT ..	1,252	73 12 8	4,447 1 10	804	2,851 17 5	153	868	9,432 11 7	119	511	10,292 5 8	
Boatman's ..	432	38 13 2	2,344 0 10	30	110 18 10	30	67	1,093 9 0	..	9	262 0 0	
Chesham ..	368	19 8 4	1,091 16 9	66	155 12 11	8	84	428 16 0	9	44	1,305 17 10	
Longford ..	222	10 11 2	946 16 7	40	270 9 7	4	12	66 17 0	1	4	23 10 8	
Lyell ..	642	39 2 10	2,727 10 2	339	946 12 1	25	136	964 9 5	22	37	1,106 15 8	
Totals ..	172,556	9,022 10	654,132 15 5	141,438	439,869 19 1	20,386	127,609	1,784,474 4	15,967	78,405	12,957,19 18 3	

Table No 4.

TABLE showing the Business of the Post Office Savings Banks in New Zealand, Year by Year, from the Date of their Establishment to the 31st December, 1883.

Postal Districts.	Number of Post Office Savings Banks Open at the Close of the Year.	Total Amount of Deposits received during the Year.	Average Amount of each Deposit received during the Year.	Number of Withdrawals during the Year.	Total Amount of Withdrawals during the Year.	Average Amount of each Withdrawal during the Year.	Excess of Deposits over Withdrawals during the Year.	Excess of Withdrawals over Deposits during the Year.	Cost of Management during the Year.	Average Cost of each Transaction, Deposit, or Withdrawal.	Interest for the Year.	Number of Accounts Opened during the Year.	Number of Accounts Closed during the Year.	Number of Accounts remaining Open at Close of the Year.	Total Amount standing to the Credit of all open Accounts, inclusive of Interest to the Close of the Year.	Average Amount standing to the Credit of each open Account at Close of the Year.
		£ s. d.	£ s. d.	£ s. d.	£ s. d.	£ s. d.	£ s. d.	£ s. d.	£	s. d.	£ s. d.	£	s. d.	£	£ s. d.	£ s. d.
Auckland	46	180,432	7 9 10	11,134	194,257	10 9 17	...	13,825	3 0	...	7,879	3,109	2,462	8,296	205,344	24 15 0
Blenheim	5	19,813	14 10 11	1,181	23,853	19 3 20	...	4,940	4 5	...	1,021	323	223	1,101	24,339	22 2 1
Christchurch	23	252,259	8 9 16	17,746	282,764	5 2 15	...	39,504	4 5	...	12,419	3,721	2,806	13,532	308,589	22 16 1
Dunedin	30	211,524	18 9 7	15,774	234,366	12 10 14	...	22,811	14 1	...	10,335	3,865	3,501	11,909	255,739	21 9 6
Gisborne	2	8,628	0 3 8	734	8,986	18 8 12	...	358	18 5	...	265	202	157	341	7,344	21 10 9
Greytown	6	22,653	12 11 10	1,278	28,876	13 0 22	...	6,223	0 1	...	1,393	345	275	341	33,981	6 25 4
Hokitika	5	13,337	19 3 8	607	12,998	3 0 18	736	250	192	904	19,694	1 21 15
Invercargill	18	41,540	12 11 9	2,628	49,686	9 3 18	...	8,145	16 4	...	2,094	852	701	2,314	51,079	7 10 22
Napier	11	40,094	2 7 9	2,525	41,317	7 3 16	...	1,223	4 8	...	2,066	740	536	2,314	51,423	9 23 2
New Plymouth	9	4,484	38,637	15 4 8	54,349	10 2 22	...	15,711	14 10	...	2,183	619	415	2,579	59,917	2 2 19
Oamaru	6	2,627	33,673	13 1 12	37,234	14 4 18	...	3,561	1 3	...	1,357	436	412	1,212	34,623	3 9 28
Thames	7	2,796	25,660	10 5 9	25,591	3 5 16	1,283	520	380	1,214	32,059	5 26 8
Timaru	11	3,488	37,414	4 7 10	31,982	12 2 16	...	2,008	2 7	...	1,658	715	401	2,022	44,129	6 5 21
Wanganui	6	3,809	34,377	2 1 9	36,385	4 8 15	...	7,332	6 0	...	1,784	773	606	1,730	42,809	7 24 15
Wellington	11	4,614	37,775	12 4 8	45,107	13 4 17	...	6,306	0 11	...	1,740	747	608	2,194	44,171	5 9 20
Westport	21	19,632	168,664	5 3 8	174,970	6 2 15	...	1,004	6 10	...	7,295	2,949	2,141	8,355	189,913	8 2 22
	5	1,167	11,986	3 0 10	12,990	9 10 21	530	220	151	663	13,591	3 3 20
Totals for Colony in 1883	222	1,178,474	4 1 9	78,495	1,295,719	18 3 16	...	117,245	14 2	4,000	56,046	20,386	15,967	61,936	1,409,751	16 7 22
" 1882	207	1,325,852	2 11 10	69,308	1,442,599	0 1 16	4,000	54,909	21,014	14,505	57,517	1,470,950	13 6 25
" 1881	190	1,189,012	2 7 9	60,137	902,195	1 8 15	4,000	42,204	25,059	12,718	51,008	1,232,787	16 9 24
" 1880	178	864,441	18 10 11	57,446	780,504	13 4 13	3,500	32,822	16,137	12,217	38,667	903,765	16 10 23
" 1879	165	812,399	11 11 6	54,068	876,180	19 3 16	...	63,781	7 4	3,000	31,715	15,401	12,786	34,747	787,005	19 0 22
" 1878	147	69,908	762,084	12 0 10	742,053	14 3 17	2,500	31,664	13,005	9,634	32,132	819,071	8 0 22
" 1877	138	69,953	681,204	12 0 11	667,023	7 5 17	2,500	29,193	11,235	8,591	28,761	767,375	17 8 26
" 1876	124	57,295	664,134	12 6 11	696,281	7 4 17	2,500	28,762	11,255	9,472	26,117	723,910	17 5 27
" 1875	119	56,129	657,653	4 0 11	729,759	17 9 19	...	32,146	14 10	2,500	28,565	3 5	8,681	24,334	727,295	7 8 29
" 1874	103	69,249	699,249	14 3 13	620,155	8 9 20	...	72,106	13 9	2,250	26,935	6 8	5,736	21,742	770,836	18 0 35
" 1873	97	39,223	580,542	5 5 14	425,958	3 5 20	1,800	20,106	16 10	3,816	17,132	664,807	5 10 38
" 1872	92	31,681	430,877	0 13 12	313,176	7 11 18	1,556	14,711	0 5	3,188	13,566	490,066	7 0 36
" 1871	81	24,642	312,338	18 4 12	261,347	16 3 17	1,351	11,291	10 10	2,383	10,549	357,054	14 6 33
" 1870	70	29,489	264,328	5 9 12	209,509	13 2 17	1,264	9,242	3 11	2,277	8,317	295,372	1 7 35
" 1869	59	17,133	204,898	5 9 14	180,518	4 1 10	1,186	7,412	8 0	1,801	6,290	231,311	5 3 36
" 1868	55	13,014	194,535	11 6 14	107,094	17 3 16	789	4,880	7 3	1,186	4,252	163,518	15 7 38
Totals for Colony from 1st Feb. to 31st Dec., 1867	46	96,372	7 10 13	1,919	26,415	18 9 13	822	1,241	5 0	364	2,156	71,197	14 1 33

Table No. 5.

BALANCE-SHEET of the New Zealand Post Office Account for the Year ended the 31st December, 1883.

	Balances on 1st January, 1883.		Transactions.		Balances on 31st December, 1883.	
	Cr.	Dr.	Cr.	Dr.	Cr.	Dr.
MONEY ORDER ACCOUNTS:—	£ s. d.	£ s. d.	£ s. d.	£ s. d.	£ s. d.	£ s. d.
Money orders	11,451 13 1	..	580,042 7 7	578,897 12 0	12,596 8 8	..
Commission	1,299 12 2	1,637 19 9	1,330 4 3	..	991 16 8
United Kingdom	21,932 9 5	..	92,662 4 1	98,551 18 10	16,042 14 8	..
United States of America	2,133 14 11	4,233 4 3	1,162 9 1	937 0 3	..
Victoria	531 16 4	..	25,214 13 3	25,293 8 0	453 1 7	..
South Australia	121 5 9	..	1,384 11 6	1,764 2 6	..	258 5 3
New South Wales	588 12 5	12,806 4 7	12,046 1 1	171 11 1	..
Queensland	229 3 6	1,597 10 6	1,511 8 8	..	143 1 8
Tasmania	65 19 8	2,380 2 3	2,586 0 5	..	271 17 10
Western Australia	109 12 6	251 18 6	185 15 6	..	43 9 6
SAVINGS BANK ACCOUNTS:—						
Deposits and withdrawals ..	1,470,950 13 6	..	1,234,521 1 4	1,295,719 18 3	1,409,751 16 7	..
Transfers	752 12 4	..	91,727 10 1	91,644 1 2	836 1 3	..
TELEGRAPH ACCOUNTS:—						
Receipts	78 4 0	123,950 16 3	123,628 3 10	244 8 5	..
New South Wales	699 14 5	..	20,075 5 8	20,056 9 11	718 10 2	..
New Zealand and Australian Cable ..	352 8 6	..	9,653 10 10	9,684 19 2	321 0 2	..
REVENUE ACCOUNTS:—						
Stamps	63,157 1 0	..	132,158 8 2	128,279 4 9	67,036 4 5	..
Postal Guides	0 12 6	..	293 0 0	293 6 0	0 6 6	..
Private-box and bag rents	4,150 0 0	4,150 0 0
Miscellaneous revenue	27,120 12 10	27,120 12 10
Money order commission	9,022 10 6	9,022 10 6
Revenue—Total	424 1 8	..	165,024 15 7	163,490 4 3	1,958 13 0	..
GENERAL ACCOUNTS:—						
Post Office Account	39,521 10 7	1,180,013 1 7	1,169,668 5 6	..	29,176 14 6
Postmasters and Telegraphists	86,256 19 5	2,457,033 5 0	2,457,868 14 8	..	87,092 9 1
Investments	1,424,021 10 0	430,100 0 0	384,000 0 0	..	1,377,921 10 0
Accrued interest on investments	6,944 8 10	6,944 8 10	17,876 8 7	..	17,876 8 7
Advances to Treasury for payment of foreign money orders	18,883 4 5	35,264 7 5	26,000 0 0	..	9,618 17 0
Commission on postage stamps	10 1 8	356 18 8	403 6 6	..	56 9 6
Gratuities for carriage of mails	369 14 7	4,172 11 1	4,338 0 8	..	535 4 2
Miscellaneous expenses	210 13 1	4,762 11 11	5,843 0 11	..	1,291 2 1
License fees	1,808 1 0	1,808 1 0
Government Insurance receipts ..	494 7 9	..	7,532 7 2	7,503 16 0	522 18 11	..
Registration of births, &c. ..	78 4 6	..	886 2 3	894 4 3	70 2 6	..
Receipts under Live-Stock Acts ..	546 3 0	..	17,180 14 4	17,427 17 10	298 19 6	..
Machinery fees	2,415 0 0	2,217 0 0	198 0 0	..
Property-Tax	903 19 6	..	262,375 16 5	258,069 16 3	5,209 19 8	..
Oyster fees	0 5 0	0 5 0
Vaccination fees	3 8 11	3 8 11
Profit and loss	8,325 18 6	..	68,456 5 9	68,872 15 9	7,909 8 6	..
Commission to Postmasters from Government Insurance	180 19 5	180 19 5
General—Miscellaneous receipts	15 10 0	15 10 0
Totals	1,580,723 1 9	1,580,723 1 9	7,019,410 2 3	7,019,410 2 3	1,525,277 5 10	1,525,277 5 10

Table No. 6.

SECURITIES, &c., standing in the Name of the Postmaster-General, on Account of the Post-Office Savings-Bank Fund, on the 31st December, 1883.

Description of Securities, &c.	Nominal Value.	Value at Cost Price.	Interest and Dividends accrued but not received at end of the Year.
	£ s. d.	£ s. d.	£ s. d.
Oamaru Harbour Mortgages, 5½ per cents	33,500 0 0	33,500 0 0	772 6 8
Patea Harbour Debentures, 7 per cents	10,000 0 0	10,000 0 0	101 12 8
Oamaru Town Corporation Debentures, 7 per cents	5,000 0 0	5,000 0 0	132 6 6
North Rakaia River Bonds, 6 per cents	2,000 0 0	2,000 0 0	29 18 5
" " 6 per cents	6,000 0 0	6,000 0 0	15 15 7
Consolidated Loan, 4 per cents	13,000 0 0	12,480 0 0	109 13 11
Westland Loan, 5 per cents	50,000 0 0	50,800 0 0	527 7 11
Immigration and Public Works Loan, 1870, 4 per cents	173,200 0 0	166,272 0 0	1,461 10 4
" " 4½ per cents	14,900 0 0	14,527 10 0	141 8 11
Waimakariri River Bonds, 6 per cents	4,500 0 0	4,500 0 0	44 7 8
General Purposes Loan, 5 per cents	142,600 0 0	142,600 0 0	898 11 5
" " 4 per cents	5,200 0 0	4,342 0 0	43 17 7
Defence Loan, 4 per cents	75,000 0 0	72,000 0 0	632 17 6
" " 4½	5,000 0 0	5,000 0 0	..
General Purposes Loan—5 per cents	49,500 0 0	49,500 0 0	108 9 10
Debentures issued under Treasury Bills Acts, 1879	138,900 0 0	298,100 0 0	10,616 17 8
" " 1880	159,200 0 0
Deficiency Bills, 5 per cents	251,300 0 0	251,300 0 0	..
Inscribed Stock, 5 per cents	250,000 0 0	250,000 0 0	1,027 7 11
Short-dated Debentures issued under Treasury Bills Act (sold on 1st December, 1883)	958 18 1
Post Office Account	253 0 0
Totals	1,388,800 0 0	1,377,921 10 0	17,876 8 7

Table No. 7.—SAN FRANCISCO MAIL SERVICE.

STATEMENT showing the Number of Days occupied in the Delivery of Mails between London and the under-mentioned Places by the San Francisco Mail Service.

OUTWARD VIA SAN FRANCISCO.

AUCKLAND.				WELLINGTON.				DUNEDIN.				SYDNEY.				MELBOURNE.			
Date of Despatch from London.	Date of Arrival in Auckland.	No. of Days.		Date of Despatch from London.	Date of Arrival in Wellington.	No. of Days.		Date of Despatch from London.	Date of Arrival in Dunedin.	No. of Days.		Date of Despatch from London.	Date of Arrival in Sydney.	No. of Days.		Date of Despatch from London.	Date of Arrival in Melbourne.	No. of Days.	
1883. January 25	1883. March 7	41		1883. January 25	1883. March 10	44		1883. January 25	1883. March 11	45		1883. January 25	1883. March 12	46		1883. January 25	1883. March 14	48	
February 22	March 31	37		February 22	April 3	40		February 22	April 4	41		February 22	April 5	42		February 22	April 7	44	
March 22	April 30	39		March 22	May 3	42		March 22	May 4	43		March 22	May 5	44		March 22	May 8	47	
April 19	May 27	38		April 19	May 28	39		April 19	May 30	41		April 19	June 1	43		April 19	June 2	44	
May 17	July 2	46		May 17	July 4	48		May 17	July 6	50		May 17	July 7	51		May 17	July 9	53	
June 14	July 20	36		June 14	July 23	39		June 14	July 24	40		June 14	July 25	41		June 14	July 26	42	
July 12	August 18	37		July 12	August 20	39		July 12	August 21	40		July 12	August 23	42		July 12	August 24	43	
August 9	September 17	39		August 9	September 19	41		August 9	September 20	42		August 9	September 21	43		August 9	September 24	46	
September 6	October 16	40		September 6	October 18	42		September 6	October 19	43		September 6	October 21	45		September 6	October 23	47	
October 4	November 11	38		October 4	November 12	39		October 4	November 14	41		October 4	November 17	44		October 4	November 19	46	
November 8	December 18	40		November 8	December 19	41		November 8	December 20	42		November 8	December 22	44		November 8	December 24	46	
December 6	January 13	38		December 6	January 14	39		December 6	January 16	41		December 6	January 18	43		December 6	January 19	44	
Maximum	...	46		48		50		51		53	
Minimum	...	36		39		40		41		42	
Average	...	39'08		41'08		42'42		44		45'83	

HOMEWARD VIA SAN FRANCISCO.

MELBOURNE.				SYDNEY.			DUNEDIN.				WELLINGTON.			AUCKLAND.		
Date of Despatch from Melbourne.	Date of Arrival in London.	No. of Days.	Date of Despatch from Sydney.	Date of Arrival in London.	No. of Days.	Date of Despatch from Dunedin.	Date of Arrival in London.	No. of Days.	Date of Despatch from Wellington.	Date of Arrival in London.	No. of Days.	Date of Despatch from Auckland.	Date of Arrival in London.	No. of Days.		
1882. December 26	1883. February 10	46	1882. December 28	1883. February 10	44	1882. December 30	1883. February 10	42	1882. December 31	1883. February 10	41	1883. January 2	1883. February 10	39		
1883. January 23	March 9	45	1883. January 25	March 9	43	1883. January 27	March 9	41	1883. January 28	March 9	40	1883. January 30	March 9	38		
February 21	April 6	44	February 22	April 6	43	February 24	April 6	41	February 25	April 6	40	February 27	April 6	38		
March 21	May 6	46	March 22	May 6	45	March 24	May 6	43	March 25	May 6	42	March 27	May 6	40		
April 18	June 4	47	April 19	June 4	46	April 21	June 4	44	April 22	June 4	43	April 24	June 4	41		
May 16	June 28	43	May 17	June 28	42	May 19	June 28	40	May 20	June 28	39	May 22	June 28	37		
June 13	July 27	44	June 14	July 27	43	June 16	July 27	41	June 17	July 27	40	June 19	July 27	38		
July 11	August 25	45	July 12	August 25	44	July 14	August 25	42	July 15	August 25	41	July 17	August 25	39		
August 8	September 26	49	August 9	September 26	48	August 11	September 26	46	August 12	September 26	45	August 14	September 26	43		
September 5	October 19	44	September 6	October 19	43	September 8	October 19	41	September 9	October 19	40	September 11	October 19	38		
October 3	November 14	42	October 4	November 14	41	October 6	November 14	39	October 7	November 14	38	October 9	November 14	36		
October 31	December 16	46	November 1	December 16	45	November 3	December 16	43	November 4	December 16	42	November 7	December 16	39		
December 5	1884. January 19	45	December 6	1884. January 19	44	December 8	1884. January 19	42	December 9	1884. January 19	41	December 11	1884. January 19	39		
Maximum	...	49	48	46	45	43		
Minimum	...	42	41	39	38	36		
Average	...	45'08	43'92	41'92	40'92	38'85		

Table No. 8.—SUEZ AND BRINDISI MAIL SERVICE.

STATEMENT showing the Number of Days occupied in the Delivery of Mails between London and the under-mentioned Places by the Mail Service *via* Suez and Brindisi.OUTWARD *VIA* BRINDISI AND SUEZ.

MELBOURNE.			SYDNEY.			BLUFF.			DUNEDIN.			WELLINGTON.			AUCKLAND.		
Date of Despatch from London.	Date of Arrival in Melbourne.	No. of Days.	Date of Despatch from London.	Date of Arrival in Sydney.	No. of Days.	Date of Despatch from London.	Date of Arrival at Bluff.	No. of Days.	Date of Despatch from London.	Date of Arrival in Dunedin.	No. of Days.	Date of Despatch from London.	Date of Arrival in Wellington.	No. of Days.	Date of Despatch from London.	Date of Arrival in Auckland.	No. of Days.
1883. Jan. 26	1883. March 5	38	1883. Jan. 26	1883. March 6	39	1883. Jan. 26	1883. March 14	47	1883. Jan. 26	1883. March 14	47	1883. Jan. 26	1883. March 17	50	1883. Jan. 26	1883. March 20	53
Feb. 9	March 20	39	Feb. 9	March 9	41	Feb. 9	March 26	45	Feb. 9	March 26	45	Feb. 9	March 28	47	Feb. 9	March 27	46
Feb. 23	April 2	38	Feb. 23	April 3	39	Feb. 23	April 10	46	Feb. 23	April 11	47	Feb. 23	April 13	49	Feb. 23	April 16	52
March 9	April 18	40	March 9	April 19	41	March 9	April 30	52	March 9	April 29	51	March 9	April 26	48	March 9	April 25	47
March 23	April 30	38	March 23	May 1	39	March 23	May 7	45	March 23	May 7	45	March 23	May 10	48	March 23	May 14	52
April 6	May 16	40	April 6	May 18	42	April 6	May 29	53	April 6	May 28	52	April 6	May 25	49	April 6	May 29	53
April 20	May 27	37	April 20	May 28	38	April 20	June 4	45	April 20	June 4	45	April 20	June 6	47	April 20	June 11	52
May 4	June 10	37	May 4	June 18	39	May 4	June 18	45	May 4	June 18	45	May 4	June 20	47	May 4	June 11	52
May 18	June 24	37	May 18	June 26	39	May 18	July 2	45	May 18	July 2	45	May 18	July 4	47	May 18	June 19	46
June 1	July 9	38	June 1	July 10	39	June 1	July 16	45	June 1	July 16	45	June 1	July 18	47	June 1	July 8	51
June 15	July 23	38	June 15	July 24	39	June 15	July 30	45	June 15	July 31	46	June 15	August 1	48	June 15	July 17	46
June 29	August 7	39	June 29	August 8	40	June 29	August 13	45	June 29	August 14	46	June 29	August 18	50	June 29	August 7	53
July 13	August 19	37	July 13	August 21	39	July 13	August 28	46	July 13	August 28	46	July 13	September 1	50	July 13	August 14	46
July 27	September 3	37	July 27	September 5	39	July 27	September 10	45	July 27	September 10	45	July 27	September 15	50	July 27	September 11	46
August 10	September 18	39	August 10	September 18	39	August 10	September 24	45	August 10	September 25	46	August 10	September 26	47	August 10	September 30	51
August 24	October 2	39	August 24	October 4	41	August 24	October 8	45	August 24	October 8	45	August 24	October 10	47	August 24	September 24	46
Sept. 7	October 16	39	Sept. 7	October 17	40	Sept. 7	October 22	45	Sept. 7	October 22	45	Sept. 7	October 24	47	Sept. 7	October 28	51
Sept. 21	October 30	39	Sept. 21	October 31	40	Sept. 21	November 5	45	Sept. 21	November 5	45	Sept. 21	November 7	47	Sept. 21	November 6	46
October 5	November 14	40	October 5	November 14	40	October 5	November 20	46	October 5	November 20	46	October 5	November 23	49	October 5	November 19	45
October 19	November 26	38	October 19	November 27	39	October 19	December 3	45	October 19	December 3	45	October 19	December 5	47	October 19	December 9	51
Nov. 2	December 11	39	Nov. 2	December 12	40	Nov. 2	December 17	45	Nov. 2	December 18	46	Nov. 2	December 19	47	Nov. 2	December 23	51
Nov. 16	December 25	39	Nov. 16	December 26	40	Nov. 16	1884. Jan. 1	46	Nov. 16	1884. Jan. 1	46	Nov. 16	1884. Jan. 4	49	Nov. 16	1884. Jan. 2	47
Nov. 30	1884. Jan. 8	39	Nov. 30	1884. Jan. 9	40	Nov. 30	Jan. 14	45	Nov. 30	Jan. 14	45	Nov. 30	Jan. 17	48	Nov. 30	Jan. 15	46
Dec. 14	Jan. 24	41	Dec. 14	Jan. 25	42	Dec. 14	Feb. 3	51	Dec. 14	Feb. 4	52	Dec. 14	Feb. 3	51	Dec. 14	Feb. 5	53
Dec. 28	Feb. 5	39	Dec. 28	Feb. 7	41	Dec. 28	Feb. 11	45	Dec. 28	Feb. 11	45	Dec. 28	Feb. 14	48	Dec. 28	Feb. 13	47
Maximum	...	41	42	53	52	51	53
Minimum	...	37	38	45	45	47	45
Average	...	38.4	39.76	46.08	46.24	48.24	49.2

Table No. 9.—SUEZ AND BRINDISI MAIL SERVICE—continued.

[illegible]

* Conveyed direct to Plymouth, and not included in calculations.

Table No. 10.

RETURN showing the several Subsidized Mail Steam Services, the Date when established, and also the Date each terminated or terminates.

Service.	Annual Subsidy.	Duration of Service.		Number of Voyages per Annum.	Mileage for Complete Voyage.	Cost per Mile.
		When established.	When terminated or when terminable.			
Auckland and San Francisco ...	£ 32,500	Oct., 1875	Nov., 1885	13	11,916	£ s. d. 0 4 2½
Auckland and Fiji ...	1,690	June, 1880	...	13	2,334	0 1 1¼
Auckland, Waiwera, and Warkworth ...	250	Aug., 1881	Dec., 1884	104	90	0 0 3½
Auckland, Kawau, and Omaha ...				52	140	
Helensville and Matakoho ...	450	Jan., 1881	Dec., 1884	156	118	0 0 3
Helensville and Dargaville ...				104	170	
Westport and Karamea ...	300	Jan., 1881	Two months' notice	13	102	0 4 6½
Hokitika and Jackson's Bay ...	350	Sept., 1881	Aug., 1884	4	310	0 5 7½
Port Chalmers and Manukau ...	5,000	May, 1877	Nov., 1885	13	1,742	0 4 5
Manukau and Port Chalmers ...						

* Subsidy reduced to £31,250 from 1st December, 1883.

Table No. 11.

TABLE showing the Number of Officers employed in the several Chief Post-Offices and Second-class Post-Offices in the Colony during the Years 1882 and 1883.

Post-Offices.	1883.						1882.					
	Chief Postmasters.	Postmasters.	Clerks.	Letter-carriers.	Messengers.	Totals.	Chief Postmasters.	Postmasters.	Clerks.	Letter-carriers.	Messengers.	Shipping Officers.
Auckland ...	1	...	19	12	2	34	1	...	19	11	2	...
Russell	1	1	...	1
Thames ...	1	...	1	2	...	4	1	...	1	2
Onehunga	1	...	1	...	2	...	1	1	1
Tauranga	1	...	1	...	2	...	1	...	1
Gisborne ...	1	1	...	2	1	1
New Plymouth ...	1	...	2	1	...	4	1	...	2	1
Waitara	1	1	...	1
Napier ...	1	...	6	3	...	10	1	...	5	3
Port Ahuriri	1	1	...	1
Wellington ...	1	...	15	6	2	24	1	...	15	5	2	...
Wanganui ...	1	...	3	2	1	7	1	...	3	2	1	...
Nelson ...	1	...	3	2	...	6	1	...	3	2	1	...
The Port	1	1	...	1
Westport ...	1	...	1	1	...	3	1	1
Blenheim ...	1	...	1	1	...	3	1	1
Pictou	1	1	...	1	2	1
Kaikoura	1	1	...	1
Christchurch ...	1	...	20	11	1	33	1	...	18	12	1	...
Lyttelton	1	1	1	...	3	...	1	1	1
Akaroa	1	1	...	1	...	1
Timaru ...	1	...	3	2	1	7	1	...	3	2	1	...
Oamaru ...	1	...	3	2	1	7	1	...	3	2	1	...
Dunedin ...	1	...	20	13	2	36	1	...	18	12	2	...
Port Chalmers	1	1	1	...	3	...	1	1	1
Invercargill ...	1	...	6	2	2	11	1	...	6	2	1	...
Campbelltown	1	1	...	1
Hokitika ...	1	...	2	1	...	4	1	...	2	1
Greymouth ...	1	...	2	1	...	4	1	...	2	1
Chatham Islands	1	1	2	...	1	1
Totals ...	17	13	110	67	12	219	17	13	106	67	12	2

Table No. 12.

COMPARATIVE TABLE showing the Postal Revenue, and Number of Letters, Post-cards, Books, and Newspapers delivered and posted, within the several Postal Districts, during the Years 1880, 1881, 1882, and 1883.

Postal Districts.	Revenue.	Letters.		Post-cards.		Books.		Newspapers.		
		Delivered.	Posted.	Delivered.	Posted.	Delivered.	Posted.	Delivered.	Posted.	
	£ s. d.									
Auckland—	1880	22,764 11 0	1,940,536	1,900,808	42,241	43,905	109,720	173,966	965,822	672,187
	1881	26,045 4 3	2,563,418	2,361,775	89,193	91,091	164,268	148,798	1,325,636	1,068,093
	1882	26,982 8 3½	3,080,779	2,728,420	85,124	105,300	207,530	191,763	1,729,338	1,394,549
	1883	28,968 3 7	3,458,923	3,150,236	110,084	102,167	247,559	257,766	1,417,988	1,099,308
Thames—	1880	1,584 6 3	106,895	117,901	4,524	2,886	4,914	6,951	65,468	71,491
	1881	1,701 6 9	154,037	123,695	3,029	2,522	10,686	8,775	91,455	91,026
	1882	2,300 5 5	183,716	162,825	3,965	4,316	8,847	3,224	117,131	90,610
	1883	4,497 15 9	438,087	377,764	8,853	8,606	22,828	24,417	214,916	150,540
New Plymouth—	1880	1,987 16 7	168,549	145,589	8,017	13,104	14,499	11,137	124,644	72,592
	1881	2,607 9 11	197,717	174,421	10,712	12,558	17,446	6,708	156,364	81,497
	1882	2,993 11 9	266,045	212,199	7,944	9,529	21,203	10,270	153,252	86,515
	1883	3,259 12 9	249,054	230,854	14,833	10,686	19,617	11,219	141,596	79,807
Gisborne—	1881	1,212 18 4	124,267	82,290	1,040	799	9,087	6,302	113,022	38,272
	1882	2,377 2 5	109,278	128,479	2,106	4,654	7,792	9,958	102,757	68,641
	1883	3,250 13 5	148,278	152,919	3,900	3,991	9,711	10,140	107,549	60,541
Napier—	1880	7,225 13 3	377,979	446,697	5,599	7,505	35,438	38,957	261,785	201,621
	1881*	6,270 19 4	402,878	399,789	11,219	8,671	44,954	39,884	298,467	208,078
	1882	6,506 6 9	502,554	556,790	11,258	13,650	53,170	37,258	268,015	231,282
	1883	7,352 18 7	673,036	611,026	14,911	12,948	63,557	41,574	340,015	258,986
Wanganui—	1880	6,850 12 11	521,872	476,381	11,689	11,449	38,480	25,012	329,446	167,275
	1881	7,258 6 8	717,873	491,153	25,337	20,514	56,667	27,937	457,639	183,612
	1882	8,163 16 10	770,393	721,643	24,466	33,111	63,590	42,458	386,504	196,482
	1883	9,551 13 8	820,599	672,698	25,506	31,733	68,757	52,962	335,673	180,427
Wellington—	1880	58,386 9 0	1,592,897	1,658,436	25,679	27,395	109,191	187,131	773,145	585,836
	1881	54,682 15 7	1,977,417	1,319,266	31,525	28,470	107,965	190,398	818,038	539,617
	1882	56,684 16 10	2,279,186	1,900,405	31,226	33,475	164,920	219,037	780,660	569,166
	1883	68,353 17 11	2,486,471	2,236,242	59,852	50,595	174,902	225,542	767,403	665,704
Nelson—	1880	3,821 2 0	286,962	335,519	6,327	11,249	21,485	26,615	156,286	123,578
	1881	4,030 5 4	254,553	288,522	3,783	5,941	25,623	21,957	159,614	87,256
	1882	4,174 10 7	346,671	380,627	5,551	11,245	33,767	18,044	173,823	144,144
	1883	4,060 6 9	387,374	379,844	8,827	15,964	24,856	30,878	163,592	132,132
Westport—	1880	908 5 2	62,374	49,227	1,499	1,213	4,056	1,560	70,547	24,856
	1881	1,119 18 3	80,167	58,708	884	715	8,268	1,638	78,793	26,052
	1882	1,636 7 6½	92,534	87,984	1,508	1,313	11,492	2,691	76,021	33,501
	1883	2,042 11 1	124,566	119,405	4,043	1,183	7,709	3,016	92,573	40,300
Greymouth	1880	2,514 19 9	167,079	196,603	2,011	2,236	12,159	22,967	132,851	79,889
	1881	3,395 10 1	216,294	276,588	3,107	2,327	19,838	34,710	199,641	176,072
	1882	4,928 4 6	250,926	316,758	4,368	3,328	18,434	17,550	197,091	167,934
	1883	5,018 2 2	245,791	247,611	9,659	5,694	15,171	17,290	185,549	146,328
Hokitika—	1880	3,072 17 11	141,483	137,670	1,976	2,912	10,833	7,124	131,092	66,135
	1881	2,851 3 7	167,635	142,415	3,133	3,445	16,575	4,953	182,091	72,943
	1882	2,821 14 9	155,948	148,824	3,172	2,119	12,827	4,368	140,001	75,842
	1883	3,009 18 8	197,782	166,894	3,575	2,626	14,794	8,905	157,885	82,862
Blenheim—	1880	2,313 8 3	134,680	129,705	1,569	1,213	13,702	3,961	129,818	50,839
	1881	2,268 4 0	153,348	133,185	2,483	2,132	11,544	6,617	120,263	46,149
	1882	3,041 18 10	200,772	190,229	4,180	2,535	13,942	10,036	131,717	62,140
	1883	2,955 10 5	235,664	207,090	6,136	2,990	21,424	11,414	125,931	70,005
Christchurch—	1880	26,088 6 3	2,171,819	2,528,623	75,699	92,326	108,933	214,285	685,756	737,184
	1881	27,451 2 0	2,536,092	2,436,343	78,793	155,623	142,454	148,772	966,875	763,555
	1882	26,433 12 9	2,781,389	2,885,480	106,756	127,309	166,704	349,570	996,750	913,224
	1883	26,694 1 9	3,074,134	2,820,792	115,440	151,333	182,650	287,536	911,638	858,637
Timaru—	1880	7,259 19 2	479,423	534,369	15,719	17,342	23,573	20,609	170,213	187,772
	1881	6,855 12 10	577,863	532,662	29,614	15,951	62,218	21,853	248,729	140,881
	1882	8,299 1 10	618,124	631,540	26,858	29,627	60,235	25,571	228,525	161,655
	1883	8,961 12 5	718,341	613,119	34,320	22,438	67,002	25,883	229,606	170,794
Oamaru—	1880	3,735 6 5	331,977	315,432	5,911	8,797	19,604	12,255	176,939	104,624
	1881	3,924 19 7	329,134	307,086	7,891	7,462	29,848	20,163	208,572	101,179
	1882	4,658 19 5	344,526	338,845	8,775	11,674	32,496	20,852	167,073	97,214
	1883	5,263 16 10	402,493	323,856	8,398	15,925	29,562	20,215	173,017	86,853
Dunedin—	1880	32,837 8 7	1,916,001	2,308,696	42,224	77,393	110,327	221,234	1,105,693	1,252,281
	1881	28,364 2 11	2,345,720	2,234,505	53,846	112,047	155,740	198,679	1,279,551	1,157,991
	1882	29,269 9 6	2,746,692	2,858,921	70,577	115,440	164,677	298,831	1,263,829	1,412,697
	1883	28,723 17 7	3,076,344	2,706,210	79,716	111,631	164,944	257,545	1,063,959	1,155,609
Invercargill—	1880	7,453 17 1	564,486	579,800	13,823	13,459	36,755	26,017	371,765	223,487
	1881	7,770 18 4	730,327	606,788	26,585	20,098	57,957	33,800	523,913	237,107
	1882	8,530 18 1	797,186	748,891	20,943	31,993	45,958	47,190	444,386	250,029
	1883	9,742 13 11	1,031,420	803,491	31,629	24,297	62,478	35,061	482,313	280,527
Totals—	1880	188,804 19 7	10,963,012	11,861,456	264,507	334,384	673,669	999,781	5,651,270	4,621,647
	1881†	187,810 17 9	13,588,740	11,969,191	382,174	490,366	940,238	921,944	7,228,663	5,019,380
	1882	199,803 6 1	15,526,719	14,998,860	418,477	540,618	1,087,584	1,308,671	7,357,473	5,955,626
	1883	221,707 7 3	17,768,357	15,820,051	539,682	574,717	1,197,521	1,321,363	6,911,203	6,119,360

* The Gisborne returns separated from those of Napier.

† The official postage decreased by £5,717 19s. 4d., when compared with that of the previous year.

Table No. 13.

TABLE showing the estimated Number of Letters, Post-cards, Book-packets and Parcels, and Newspapers delivered and posted, within the several Postal Districts of New Zealand, during the Year ended 31st December, 1883.

Postal Districts.	Delivered.				Posted.			
	Letters.	Post-cards.	Books and Parcels.	Newspapers.	Letters.	Post-cards.	Books and Parcels.	Newspapers.
Auckland	3,458,923	110,084	247,559	1,417,988	3,150,236	102,167	257,766	1,699,308
Thames	438,087	8,853	22,828	214,916	377,764	8,606	24,417	150,540
New Plymouth	249,054	14,833	19,617	141,596	230,854	10,686	11,219	79,807
Gisborne	148,278	3,900	9,711	107,549	152,919	3,991	10,140	60,541
Napier	673,036	14,911	63,557	340,015	611,026	12,948	41,574	258,986
Wanganui	820,599	25,506	68,757	335,673	672,698	31,733	52,962	180,427
Wellington	2,486,471	59,852	174,902	767,403	2,236,242	50,505	225,542	665,704
Nelson	387,374	8,827	24,856	163,592	379,844	15,964	30,878	132,132
Westport	124,566	4,043	7,709	92,573	119,405	1,183	3,016	40,300
Greymouth	245,791	9,659	15,171	185,549	247,611	5,694	17,290	146,328
Hokitika	197,782	3,575	14,794	157,885	166,894	2,626	8,905	82,862
Blenheim	235,664	6,136	21,424	125,931	207,090	2,990	11,414	70,005
Christchurch	3,074,134	115,440	182,650	911,638	2,820,792	151,333	287,536	858,637
Timaru	718,341	34,320	67,002	229,606	613,119	22,438	25,883	170,794
Oamaru	402,493	8,398	29,562	173,017	323,856	15,925	20,215	86,853
Dunedin	3,076,344	79,716	164,944	1,063,959	2,706,210	111,631	257,545	1,155,609
Invercargill	1,031,420	31,629	62,478	482,313	803,491	24,297	35,061	280,527
Totals	17,768,357	539,682	1,197,521	6,911,203	15,820,051	574,717	1,321,363	6,119,360
Previous year	15,526,719	418,477	1,087,584	7,357,473	14,998,860	540,618	1,308,671	5,955,626

Table No. 14.

TABLE showing the Number of Letters, Post-cards, Books, &c., and Newspapers delivered by the Letter-carriers from the Post-Offices within the several Postal Districts during the Year ended 31st December, 1883.

Postal Districts.	Letters.	Post-cards.	Books, Circulars, and Parcels.	Newspapers.
Auckland	1,462,966	29,938	52,052	468,360
Thames	138,751	6,657	6,985	34,799
New Plymouth	71,926	6,399	3,583	40,399
Gisborne	28,352	600	1,316	11,196
Napier	85,051	6,181	4,636	22,799
Wanganui	165,389	11,767	13,095	64,376
Wellington	595,553	18,364	19,470	148,657
Nelson	117,162	2,607	4,009	31,795
Westport	29,220	1,996	1,872	25,092
Greymouth	51,341	1,176	1,202	25,498
Hokitika	45,911	4,058	5,037	28,189
Blenheim	61,385	2,330	5,935	38,363
Christchurch	1,183,283	41,003	44,554	224,725
Timaru	129,331	8,423	12,168	32,827
Oamaru	91,432	2,903	4,558	18,690
Dunedin	866,764	22,406	34,745	227,383
Invercargill	216,057	6,408	7,137	46,156
Totals	5,339,874	173,216	221,454	1,489,304
Previous year	4,123,087	140,973	160,108	1,068,628

Table No. 15.

STATEMENT of Correspondence received from the United Kingdom *via* San Francisco and *via* Brindisi and Suez during the Year ended 31st December, 1883.

Date of Receipt.	<i>Via</i> San Francisco.			<i>Via</i> Brindisi and Suez.		
	Letters.	Books.	Newspapers.	Letters.	Books.	Newspapers.
January	37,306	13,236	61,100	6,684	2,691	15,009
February	42,328	8,716	110,424	2,739	1,368	5,298
March	35,353	13,773	108,120	6,032	3,593	16,347
April	36,497	23,041	85,093	2,837	1,087	5,417
May	36,058	10,671	115,050	5,957	2,017	16,098
June	33,047	13,854	113,073	2,899	1,130	5,527
July	31,473	11,773	75,203	5,844	2,603	14,351
August	37,732	10,761	106,950	2,723	1,184	5,159
September	36,871	16,694	73,139	5,558	3,549	18,684
October	37,788	12,363	85,121	2,362	1,168	3,753
November	39,082	6,983	117,515	5,561	2,714	15,299
December	46,993	16,136	142,754	3,043	1,264	5,174
Totals	490,890	169,456	1,278,892	4,470	2,313	13,492
Previous year	454,209	117,897	1,174,728	2,989	1,506	5,290

Table No. 16.

STATEMENT of Correspondence despatched to the United Kingdom *via* San Francisco and *via* Suez and Brindisi during the Year ended 31st December, 1883.

Date of Dispatch.	<i>Via</i> San Francisco.			<i>Via</i> Suez and Brindisi.		
	Letters.	Books.	Newspapers.	Letters.	Books.	Newspapers.
January	29,864	3,915	32,478	3,174	137	227
February	37,125	2,183	33,510
March	36,537	5,461	33,030	3,088	124	207
April	34,232	2,360	29,200	5,599	235	486
May	39,634	2,381	34,200	1,992	67	175
June	37,996	3,280	36,672	2,410	112	192
July	34,939	3,240	34,860	1,678	58	123
August	33,180	4,445	64,380	1,379	85	99
September	39,953	3,649	40,533	1,480	93	102
October	35,807	4,315	40,640	669	54	41
November	34,642	2,098	40,111	161	35	11
December	39,471	5,688	34,620	1,168	148	99
Totals	473,205	48,642	494,425	778	46	80
Previous year	447,651	40,918	506,547	25,791	991	2,115

* Extra mail.

Table No. 17.

TABLE showing the Number of Letters, Book-packets, and Newspapers received from and despatched to Places outside the Colony during the Year ended 31st December, 1883.

	Received.			Despatched.		
	Letters.	Books.	Newspapers.	Letters.	Books.	Newspapers.
United Kingdom—						
<i>Via</i> San Francisco	490,890	169,456	1,278,892	473,205	48,642	494,425
<i>Via</i> Suez and Brindisi	108,770	49,109	259,683	23,576	1,194	1,842
By Orient Line	2,441	20	2,141	12,373	745	928
By Direct Steamer	5,492	49	12,387	16,767	994	3,560
By other routes	1,964	1,062	2,051	658	23	47
Australian Colonies	404,426	52,699	487,586	406,077	25,147	251,384
Other places	79,408	20,577	145,933	84,198	12,689	95,175
Totals	1,093,391	292,972	2,188,673	1,016,854	89,434	847,361
Previous year	1,016,066	307,545	2,107,159	950,876	74,002	899,944

Table No. 18.

TABLE showing the Estimated Correspondence posted and delivered, with the Expenditure and Revenue of the Post Offices, in the several Postal Districts of New Zealand, and of the General Post Office, for the Year ended 31st December, 1883.

Postal Districts.	No. of Offices.	Total Estimated Correspondence posted and delivered.					Expenditure.				Revenue.		
		Letters.	Post-cards.	Books and Parcels.	Newspapers.	Cost of Conveyance of Mails.	Salaries.	Contingencies.	Total.	Estimated.	Official Postage.	Total.	
Auckland	192	6,609,159	212,251	505,325	3,117,296	£ s. d.	£ s. d.	£ s. d.	£ s. d.	£ s. d.	£ s. d.	£ s. d.	
Thames	32	815,851	17,459	47,245	365,456	1,216 16 9	2,299 16 0	2,030 0 10	14,521 7 6	23,273 9 4	5,694 14 3	28,968 3 7	
New Plymouth	21	479,908	25,519	30,836	221,403	554 0 0	858 0 0	119 17 1	1,531 17 1	2,234 16 10	1,024 15 11	3,259 12 9	
Gisborne	12	301,197	7,801	19,851	168,090	222 12 9	478 10 5	110 9 9	811 12 11	3,089 3 0	161 10 5	3,250 13 5	
Napier	46	1,284,062	27,859	105,131	599,001	1,603 13 4	2,763 12 0	227 0 11	4,594 6 3	6,728 0 7	624 18 0	7,352 18 7	
Wanganui	29	1,493,297	57,239	121,719	516,100	589 9 10	2,320 16 8	214 11 3	3,124 17 9	8,354 16 1	1,196 17 7	9,551 13 8	
Wellington	68	4,722,713	110,357	400,444	1,433,107	2,800 16 0	6,266 15 10	1,856 18 9	10,924 10 7	15,501 11 7	52,852 6 4	68,353 17 11	
Totals for North Island ..	400	15,706,187	458,575	1,230,551	6,420,453	10,209 4 2	24,257 2 1	4,902 6 6	39,368 12 9	63,461 18 3	61,772 17 5	125,234 15 8	
Nelson	34	767,218	24,791	55,734	295,724	1,451 8 0	1,853 10 0	229 1 5	3,533 19 5	3,239 18 11	820 7 10	4,060 6 9	
Westport	21	243,971	5,226	10,725	132,873	483 0 0	756 4 2	68 4 11	1,307 9 1	1,676 15 9	365 15 4	2,042 11 1	
Greymouth	23	493,402	15,353	32,461	331,877	418 0 0	1,460 15 0	113 10 2	1,992 5 2	3,086 16 2	1,931 6 0	5,018 2 2	
Hokitika	26	364,676	6,201	23,699	240,747	1,094 18 4	1,078 16 6	103 9 9	2,277 4 7	2,263 19 0	745 19 8	3,009 18 8	
Blenheim	18	442,754	9,126	32,838	195,936	757 10 0	692 10 0	200 19 7	1,650 19 7	2,776 11 7	178 18 10	2,955 10 5	
Christchurch	140	5,894,926	266,773	470,186	1,770,275	3,280 1 0	8,019 19 3	1,649 7 2	12,949 7 5	23,135 6 8	3,558 15 1	26,694 1 9	
Timaru	40	1,331,460	56,758	92,885	400,400	611 5 0	2,009 12 3	156 6 5	2,777 3 8	8,069 4 4	892 8 1	8,961 12 5	
Oamaru	19	726,349	24,323	49,777	259,870	215 0 0	1,384 15 0	95 11 2	1,695 6 2	4,855 3 2	408 13 8	5,263 16 10	
Dunedin	131	5,782,554	191,347	422,489	2,219,568	5,171 19 9	8,650 9 1	2,705 0 1	16,527 8 11	24,353 12 6	4,370 5 1	28,723 17 7	
Invercargill	80	1,834,911	55,926	97,539	762,840	1,478 5 4	2,866 7 3	888 1 7	5,232 14 2	9,191 18 4	550 15 7	9,742 13 11	
Totals for Middle Island ..	532	17,882,221	655,824	1,288,333	6,610,110	14,961 7 5	28,772 18 6	6,209 12 3	49,943 18 2	82,649 6 5	13,823 5 2	96,472 11 7	
General Post Office	53,474 8 8	4,149 3 4	409 14 0	58,033 6 0	26,553 14 6	..	26,553 14 6	
Totals for the Colony	932	33,588,408	1,114,399	2,518,884	13,030,563	78,645 0 3	57,179 3 11	11,521 12 9	147,345 16 11	172,664 19 2	75,596 2 7	248,261 1 9	

Table No. 19.

CASH REVENUE derived from Private and Press Messages ; Value of General Government Messages ; Number of Messages transmitted by each Station ; and the Working Expenses of each Station, for the Year ended 31st December, 1883.

Name of Station.	Total Cash Revenue derived from Private and Press Messages.			Value of General Government Messages.			Total Value of Messages of all Codes.			Total Number of Private and Press Messages.			Total Number of General Govt. Messages.			Total Number of Messages of all Codes.			Amount paid for Salaries.			Contingencies.			Total Cost of Maintenance of Station.		
	£	s.	d.	£	s.	d.	£	s.	d.							£	s.	d.	£	s.	d.	£	s.	d.	£	s.	d.
Head Office ..																3,713	19	0	845	8	8	4,559	7	8			
Auckland ..	8,766	4	7	1,705	2	8	10,471	7	3	140,048			14,822			154,870			4,702	16	0	669	18	11	5,372	14	11
Alexandra ..	91	10	9	191	9	5	283	0	2	1,512			714			2,226			163	0	0	10	17	5	173	17	5
Aratapu ..	104	7	2	4	10	5	108	17	7	1,666			77			1,743						35	10	1	35	10	1
Cambridge ..	985	19	5	126	14	9	1,112	14	2	13,139			1,520			14,659			217	0	0	38	7	6	255	7	6
Coromandel ..	199	8	2	51	16	5	251	4	7	3,621			600			4,221			117	0	0	17	11	0	134	11	0
Dargaville ..	179	18	6	28	17	0	208	15	6	2,737			430			3,167			101	0	0	19	13	1	120	13	1
Devonport ..	36	13	0	1	13	2	38	6	2	709			30			739						22	3	1	22	3	1
Drury ..	22	11	10	19	4	2	41	16	0	387			221			608			86	0	0	8	10	9	94	10	9
Hamilton ..	455	3	7	158	14	6	613	18	1	6,001			1,105			7,106			219	10	0	29	2	4	248	12	4
Heawa ..	27	7	8	0	7	8	27	15	4	428			5			433						7	11	10	7	11	10
Helensville ..	139	15	0	54	19	7	194	14	7	2,717			570			3,287			71	0	0	8	7	8	79	7	8
Hikurangi ..	11	18	4				11	18	4	203						203						9	2	6	9	2	6
Hokianga ..	80	3	5	46	7	7	126	11	0	1,279			697			1,976			90	0	0	13	3	11	103	3	11
Huntley ..	40	11	5	3	10	1	44	1	6	735			44			779			10	0	0	4	8	4	14	8	4
Kaero ..	39	15	9	0	2	10	39	18	7	623			2			625						14	6	1	14	6	1
Kaikohe ..	50	15	1	0	6	10	51	1	11	565			4			569						13	11	6	13	11	6
Kamo ..	115	6	3	15	6	0	130	12	3	1,798			201			1,999			87	10	0	12	14	11	100	4	11
Kaukapakapa ..	10	16	7	0	5	3	11	1	10	190			4			194						5	12	0	5	12	0
Kawakawa ..	204	17	11	31	6	6	236	4	5	3,127			366			3,493			156	10	0	21	11	3	178	1	3
Kihikihi ..	86	11	10	16	15	7	103	7	5	1,378			149			1,527			88	0	0	12	13	11	100	13	11
Kirikiriroa ..	36	9	4	1	4	5	37	13	9	690			17			707						13	7	7	13	7	7
Kohukohu ..	103	10	3	6	15	8	110	5	11	1,528			131			1,659						24	10	8	24	10	8
Mangapai ..	5	5	0				5	5	0	6						6						5	8	9	5	8	9
Mangawai ..	29	19	7	0	4	2	30	3	9	496			3			499						9	12	5	9	12	5
Mangawhare ..	84	15	10	5	18	1	90	13	11	1,395			116			1,511						33	19	4	33	19	4
Manukau Heads ..	6	12	2	77	5	8	83	17	10	825			1,427			2,252			75	0	0	9	17	10	84	17	10
Maungaturoto ..	10	16	8	0	3	9	11	0	5	199			2			201						5	10	6	5	10	6
Mercer ..	69	8	9	61	19	11	131	8	8	1,163			668			1,831			76	0	0	14	13	9	90	13	9
Mongonui ..	83	4	6	48	4	3	131	8	9	1,480			480			2,160			77	10	0	10	18	11	88	8	11
Newmarket ..	114	4	11	49	3	8	163	8	7	1,816			393			2,209			48	0	0	9	3	8	57	3	8
Newton ..	96	10	4	7	11	3	104	1	7	1,535			97			1,632			127	10	0	19	0	2	146	10	2
Ngaruawahia ..	106	12	9	70	7	8	177	0	5	1,810			879			2,689			138	10	0	15	1	0	153	11	0
Ngawha ..	12	19	6	0	2	0	13	1	6	141			1			142						5	14	9	5	14	9
Northcote ..	7	3	8				7	3	8	167						167						6	7	4	6	7	4
Ohaeawai ..	68	16	9	13	19	5	82	16	2	1,123			182			1,305			78	10	0	21	11	5	100	1	5
Ohaupo ..	62	18	11	65	11	3	128	10	2	1,112			868			1,980			60	0	0	8	5	7	68	5	7
Onehunga ..	192	3	3	141	16	4	333	19	7	3,389			2,092			5,481			248	0	0	14	13	2	262	13	2
Otahuhu ..	47	3	9	8	7	0	55	10	9	832			82			914			76	0	0	10	13	3	86	13	3
Pahi ..	49	17	9	4	4	0	54	1	9	830			48			878			82	10	0	7	2	2	89	12	2
Papakura ..	21	4	2	9	11	9	30	15	11	355			78			433			5	0	0	4	8	4	9	8	4
Paparoa ..	24	13	8	3	6	8	28	0	4	431			26			457						12	3	0	12	3	0
Papatoitoti ..	8	2	0	0	8	2	8	10	2	148			2			150			5	0	0	12	3	0	17	3	0
Parnell ..	7	13	5	0	2	6	7	15	11	129			1			130						5	1	0	5	1	0
Penrose ..	12	18	4	0	11	6	13	9	10	206			4			210			10	0	0	4	8	4	14	8	4
Pokeno ..	12	12	1	2	17	4	15	9	5	228			24			252			15	0	0	4	8	4	19	8	4
Ponsonby ..	17	17	8				17	17	8	406						406						10	11	3	10	11	3
Port Albert ..	40	1	0	5	6	8	45	7	8	649			61			710			66	0	0	12	12	5	78	12	5
Pukekohe ..	39	3	6	2	2	2	41	5	8	710			23			733			47	10	0	8	4	11	55	14	11
Rangiriri ..	6	4	5				6	4	5	109						109						8	1	11	8	1	11
Russell ..	221	11	2	112	4	0	333	15	2	4,367			1,453			5,820			189	10	0	16	6	9	205	16	9
Takapuna ..	4	8	9	0	1	0	4	9	9	98			1			99						6	18	10	6	18	10
Tamahere ..	24	1	6	0	6	9	24	8	3	398			3			401						9	12	7	9	12	7
Taumariri ..	12	18	5	3	10	4	16	8	9	209			34			243						6	1	4	6	1	4
Taupiri ..	27	12	3	1	1	4	28	13	7	456			12			468			10	0	0	4	8	4	14	8	4
Te Awamutu ..	93	0	3	62	18	8	155	18	11	1,637			659			2,296			102	10	0	9	19	11	112	9	11
Te Kopuru ..	156	13	5	12	9	0	169	2	5	2,269			175			2,444			88	0	0	5	14	4	93	14	4

Table No. 19—continued.

CASH REVENUE derived from Private and Press Messages; Value of General Government Messages; Number of Messages transmitted by each Station; and the Working Expenses of each Station, for the Year ended 31st December, 1883—continued.

Name of Station.	Total Cash Revenue derived from Private and Press Messages.	Value of General Government Messages.	Total Value of Messages of all Codes.	Total Number of Private and Press Messages.	Total Number of General Govt. Messages.	Total Number of Messages of all Codes.	Amount paid for Salaries.	Contingencies.	Total Cost of Maintenance of Station.
	£ s. d.	£ s. d.	£ s. d.				£ s. d.	£ s. d.	£ s. d.
Christchurch ..	6,726 13 6	813 1 7	7,539 15 1	98,508	7,187	105,695	5,546 13 0	604 13 6	6,151 6 6
Addington ..	4 19 1	..	4 19 1	85	..	85	..	4 10 1	4 10 1
Akaroa ..	206 12 10	19 18 10	226 11 8	3,052	352	3,404	108 0 0	17 13 11	125 13 11
Amberley ..	122 12 7	16 17 9	139 10 4	2,071	216	2,287	68 0 0	9 14 5	77 14 5
Ashburton ..	739 3 1	47 11 7	786 14 8	10,061	626	10,687	436 3 0	84 10 11	520 13 11
Bealey ..	26 5 3	42 0 8	68 5 11	512	651	1,163	65 0 0	14 6 0	79 6 0
Burnham ..	11 5 5	13 8 6	24 13 11	208	161	369	5 0 0	4 8 4	9 8 4
Chertsey ..	23 3 0	0 13 2	23 16 2	451	5	456	6 0 0	4 8 4	10 8 4
Cheviot ..	119 18 7	1 18 9	121 17 4	798	35	833	57 10 0	4 8 4	61 18 4
Coalgate ..	33 17 6	10 15 10	44 13 4	577	148	725	6 0 0	4 8 4	10 8 4
Cust ..	32 1 2	0 18 10	33 0 0	537	10	547	10 0 0	4 8 4	14 8 4
Darfield ..	17 18 3	1 19 6	19 17 9	296	21	317	5 0 0	4 10 7	9 10 7
Dunsandel ..	26 5 8	1 2 6	27 8 2	461	10	471	5 0 0	4 8 4	9 8 4
Duvauchelle ..	41 16 4	3 17 4	45 13 8	668	54	722	67 10 0	9 9 2	76 19 2
Ealing ..	9 15 3	0 4 9	10 0 0	177	4	181	5 0 0	4 8 4	9 8 4
Hinds ..	21 15 7	..	21 15 7	363	..	363	12 10 0	4 10 3	17 0 3
Hornby ..	12 5 7	0 2 1	12 7 8	210	1	211	5 0 0	4 8 4	9 8 4
Hurunui ..	53 0 10	9 11 7	62 12 5	819	85	904	86 10 0	9 4 9	95 14 9
Kaipoi ..	197 8 10	20 7 3	217 16 1	3,221	237	3,458	187 5 0	14 6 3	201 11 3
Kirwee ..	33 14 8	1 2 11	34 17 7	557	10	567	5 0 0	4 8 4	9 8 4
Leeston ..	89 0 5	5 9 11	94 10 4	1,485	68	1,553	17 0 0	16 13 0	33 13 0
Lincoln ..	13 3 9	0 1 5	13 5 2	227	1	228	25 0 0	4 8 4	29 8 4
Lytelton ..	769 1 7	370 18 5	1,140 0 0	13,292	5,165	18,457	465 10 0	48 13 4	514 3 4
Methven ..	90 13 6	48 4 0	138 17 6	1,502	444	1,946	25 0 0	8 1 11	33 1 11
Oxford ..	70 1 5	4 16 6	74 17 11	1,090	59	1,149	85 10 0	9 4 5	94 14 5
Papanui ..	17 12 2	0 8 9	18 0 11	318	4	322	5 0 0	4 14 10	9 14 10
Rakaia ..	136 6 6	7 12 6	143 19 0	2,219	96	2,315	107 10 0	13 7 9	120 17 9
Rangiora ..	150 9 9	10 18 7	161 8 4	2,574	140	2,714	172 10 0	11 0 5	183 10 5
Rolleston ..	17 19 5	0 10 6	18 9 11	322	4	326	5 0 0	4 14 4	9 14 4
Sefton ..	18 3 10	1 4 1	19 7 11	342	6	348	..	4 8 4	4 8 4
Sheffield ..	52 18 1	4 19 9	57 17 10	884	75	959	85 10 0	11 4 11	96 14 11
Southbridge ..	175 10 5	4 19 8	180 10 1	2,592	66	2,658	75 10 0	10 17 0	86 7 0
South Malvern ..	10 14 3	0 9 5	11 3 8	180	4	184	..	6 12 0	6 12 0
Springfield ..	62 0 11	2 17 6	64 18 5	1,022	48	1,070	5 0 0	8 3 8	13 3 8
Springston ..	19 18 11	0 10 10	20 9 9	399	4	403	3 0 0	4 8 4	7 8 4
Sumner ..	26 6 0	0 3 2	26 9 2	459	2	461	..	8 4 7	8 4 7
Sydenham ..	40 3 8	0 19 1	41 2 9	677	15	692	240 0 0	26 5 0	266 5 0
Tinwald ..	5 0 2	0 2 0	5 2 2	87	1	88	10 3 0	5 2 10	15 5 10
Waiau ..	95 10 1	18 5 6	113 15 7	1,408	221	1,629	65 0 0	17 5 9	82 5 9
Waikari ..	111 8 6	13 9 8	124 18 2	1,849	116	1,965	68 0 0	8 4 5	76 4 5
Winslow ..	18 11 5	0 3 11	18 15 4	322	2	324	5 0 0	4 9 7	9 9 7
Dunedin ..	8,482 18 9	2,019 11 7	10,502 10 4	136,007	13,428	149,435	4,997 13 0	603 10 11	5,601 3 11
Abbotsford ..	23 11 8	1 4 4	24 16 0	404	18	422	..	4 11 7	4 11 7
Albany Street ..	259 16 8	13 19 11	273 16 7	447	217	664	112 0 0	16 4 2	128 4 2
Alexandra South ..	90 9 0	13 7 2	103 16 2	1,605	148	1,753	102 10 0	13 16 8	116 6 8
Balclutha ..	156 10 7	37 4 9	193 15 4	2,730	575	3,305	140 0 0	14 19 6	154 19 6
Bannockburn ..	19 0 7	..	19 0 7	296	..	296	..	6 8 6	6 8 6
Blueskin ..	30 3 11	2 6 6	32 10 5	534	19	553	10 0 0	4 8 4	14 8 4
Bluespur ..	2 12 6	..	2 12 6	52	..	52	..	4 8 4	4 8 4
Caversham ..	32 13 11	6 6 6	39 0 5	587	73	660	28 0 0	8 1 11	36 1 11
Clinton ..	110 17 4	160 14 11	271 12 3	1,937	2,072	4,009	138 10 0	12 7 6	150 17 6
Clyde ..	111 5 2	114 4 5	225 9 7	1,557	729	2,286	72 10 0	18 17 9	91 7 9
Cromwell ..	224 16 10	27 19 11	252 16 9	3,305	292	3,597	135 10 0	12 17 0	148 7 0
Dunedin Railway Station ..	5 13 11	3 6 1	9 0 0	104	22	126	..	4 8 4	4 8 4
Greytown ..	14 15 0	..	14 15 0	248	..	248	..	4 8 4	4 8 4
Henley ..	21 14 0	0 1 0	21 15 0	446	1	447	..	8 12 0	8 12 0
Kaitangata ..	56 16 3	20 3 9	77 0 0	957	368	1,325	91 0 0	12 6 5	103 6 5
Kelso ..	47 7 0	50 1 3	97 8 3	849	504	1,353	10 0 0	8 1 11	18 1 11
Lawrence ..	238 15 1	62 3 7	300 18 8	3,976	674	4,650	213 10 0	36 15 5	250 5 5
Milburn ..	2 4 0	..	2 4 0	35	..	35	..	4 8 4	4 8 4
Milton ..	160 0 11	6 19 9	167 0 8	2,740	91	2,831	151 10 0	16 7 8	167 17 8
Mosgiel ..	58 16 6	5 9 11	64 6 5	1,039	69	1,108	39 10 0	4 8 4	43 18 4
Naseby ..	176 16 6	52 14 9	229 11 3	2,414	688	3,102	132 10 0	22 18 6	155 8 6
Nuggets ..	2 1 10	0 7 1	2 8 11	44	4	48	..	2 4 0	2 4 0
Ophir ..	74 6 9	6 9 11	80 16 8	1,182	81	1,263	92 10 0	14 3 8	106 13 8
Otago Heads ..	5 14 5	58 16 9	64 11 2	508	989	1,497	5 0 0	6 5 4	11 5 4
Outram ..	68 6 8	13 8 11	81 15 7	1,204	224	1,428	16 10 0	9 8 5	25 18 5
Owake ..	31 10 0	2 10 5	34 0 5	555	24	579	20 0 0	4 8 4	24 8 4
Palmerston ..	196 1 11	136 4 10	332 6 9	3,393	1,853	5,246	157 10 0	28 13 1	186 3 1
Pembroke ..	19 7 6	0 11 3	19 18 9	278	5	283	..	8 12 2	8 12 2
Port Chalmers ..	510 18 2	361 2 2	872 0 4	7,250	5,452	12,702	420 0 0	56 12 1	476 12 1
Roxburgh ..	97 5 11	40 5 7	137 11 6	1,595	560	2,155	124 10 0	14 18 2	139 8 2
St. Bathans ..	72 6 10	9 3 3	81 10 1	1,090	86	1,176	75 0 0	18 14 8	93 14 8
South Dunedin ..	16 19 11	0 8 0	16 18 11	287	6	293	80 0 0	14 3 2	94 3 2
Stirling ..	37 19 9	1 1 4	39 1 1	681	14	695	12 10 0	8 2 5	20 12 5
Tapanui ..	144 16 10	58 7 2	203 4 0	2,486	589	3,075	111 10 0	16 4 2	127 14 2
Waihemo ..	62 10 5	1 19 11	64 10 4	666	20	686	55 0 0	4 19 0	59 19 0

Table No. 19—continued.

CASH REVENUE derived from Private and Press Messages; Value of General Government Messages; Number of Messages transmitted by each Station; and the Working Expenses of each Station, for the Year ended 31st December, 1883—continued.

Name of Station.	Total Cash Revenue derived from Private and Press Messages.	Value of General Government Messages.	Total Value of Messages of all Codes.	Total Number of Private and Press Messages.	Total Number of General Govt. Messages.	Total Number of Messages of all Codes.	Amount paid for Salaries.	Contingencies.	Total Cost of Maintenance of Station.
Dunedin—continued.	£ s. d.	£ s. d.	£ s. d.				£ s. d.	£ s. d.	£ s. d.
Waiholā ..	27 12 2	3 10 9	31 2 11	495	31	526	10 10 0	4 8 4	14 18 4
Waikaia ..	42 1 4	10 18 10	53 0 2	673	97	770	92 10 0	6 8 4	98 18 4
Waikouaiti ..	57 7 9	6 15 0	64 2 9	987	73	1,060	42 0 0	9 15 8	51 15 8
Waitahuna ..	30 13 3	1 15 3	32 8 6	556	34	590	12 10 0	4 8 4	16 18 4
Gisborne ..	1,615 14 10	264 7 7	1,880 2 5	20,864	3,454	24,318	484 0 0	124 17 8	608 17 8
Ormond ..	26 16 1	1 3 3	27 19 4	475	18	493	..	9 10 1	9 10 1
Greymouth ..	1,508 17 10	474 9 6	1,983 7 4	23,307	4,041	27,348	903 0 0	185 4 5	1,088 4 5
Ahaura ..	89 8 9	24 8 1	113 16 10	1,512	245	1,757	101 10 0	11 7 11	112 17 11
Brunnerton ..	68 15 8	10 4 10	79 0 6	1,108	189	1,297	30 10 0	11 1 3	41 11 3
Reefton ..	1,072 4 10	99 19 5	1,172 4 3	18,166	1,334	19,500	420 10 0	47 18 9	468 8 9
Hokitika ..	1,183 4 10	245 2 7	1,428 7 5	16,968	2,731	19,699	723 5 0	135 17 5	859 2 5
Kumara ..	194 2 3	30 12 6	224 14 9	2,709	294	3,003	162 5 0	28 1 9	190 6 9
Ross ..	149 4 4	17 0 4	166 4 8	2,336	208	2,544	101 0 0	14 19 5	115 19 5
Invercargill ..	1,885 18 10	378 8 7	2,264 7 5	27,338	3,298	30,636	1,509 10 0	193 11 5	1,703 1 5
Arrow ..	209 2 11	15 6 4	224 9 3	3,086	189	3,275	122 10 0	38 5 10	160 15 10
Campbelltown ..	307 19 2	151 12 1	459 11 3	7,211	2,271	9,482	301 10 0	31 6 6	332 16 6
Dipton ..	37 13 9	1 1 11	38 15 8	620	20	640	5 0 0	4 8 4	9 8 4
Edendale ..	47 16 3	1 10 2	49 6 5	891	16	907	5 0 0	8 1 11	13 1 11
Elbow ..	119 18 0	7 12 5	127 10 5	1,981	92	2,073	47 10 0	4 10 4	52 0 4
Fortrose ..	50 1 0	3 11 10	53 12 10	890	34	924	..	20 0 3	20 0 3
Gore ..	315 7 2	165 5 1	480 12 3	5,216	1,770	6,986	206 10 0	28 15 4	235 5 4
Kingston ..	31 6 3	5 10 10	36 17 1	533	45	578	5 0 0	4 8 4	9 8 4
Macetown ..	43 9 6	..	43 9 6	756	..	756	..	7 8 4	7 8 4
Maori Point ..	2 9 2	..	2 9 2	30	..	30	..	4 16 7	4 16 7
Mataura ..	74 16 10	12 4 3	87 1 1	1,320	149	1,469	141 10 0	15 17 4	157 7 4
Otautau ..	76 5 0	3 1 11	79 6 11	1,190	39	1,229	10 0 0	8 9 6	18 9 6
Pine Bush ..	21 0 6	..	21 0 6	325	..	325	..	8 6 11	8 6 11
Queenstown ..	301 0 2	58 9 6	359 9 8	4,795	787	5,582	151 15 0	40 5 11	192 0 11
Riverton ..	183 11 2	61 8 10	245 0 0	2,902	807	3,709	136 0 0	12 8 9	148 8 9
Skippers ..	14 7 8	0 2 6	14 10 2	203	1	204	..	5 18 3	5 18 3
Thornbury ..	50 1 2	1 14 10	51 16 0	795	24	819	5 0 0	8 1 11	13 1 11
Waipahi ..	35 17 2	1 6 10	37 4 0	625	14	639	5 10 0	4 8 4	9 18 4
Winton ..	97 12 11	3 16 2	101 9 1	1,706	48	1,754	44 10 0	10 12 0	55 2 0
Woodlands ..	51 13 5	1 10 9	53 4 2	872	21	893	25 10 0	8 1 11	33 11 11
Wyndham ..	131 2 9	27 5 3	158 8 0	2,192	368	2,560	88 0 0	11 19 6	99 19 6
Napier ..	2,464 2 8	395 9 4	2,859 12 0	33,304	3,770	37,074	3,411 0 0	294 7 8	3,705 7 8
Farndon ..	52 15 11	3 17 7	56 13 6	918	28	946	12 10 0	5 16 1	18 6 1
Hastings ..	271 18 3	24 5 3	296 3 6	4,330	357	4,687	80 10 0	20 19 4	101 9 4
Herbertville ..	43 3 11	3 18 9	47 2 8	655	44	699	82 10 0	9 2 10	91 12 10
Kaikōra ..	12 5 3	2 10 2	14 15 5	208	34	242	19 0 0	4 8 4	23 8 4
Makatōka ..	45 9 5	10 17 6	56 6 11	723	108	831	7 10 0	8 1 11	15 11 11
Mohaka ..	53 14 0	3 3 10	56 17 10	879	51	930	85 0 0	9 5 1	94 5 1
Ormondville ..	19 9 10	5 12 10	25 2 8	317	61	378	5 0 0	5 6 9	10 6 9
Petane ..	8 18 6	..	8 18 6	130	..	130	..	4 14 7	4 14 7
Porangahau ..	82 12 4	6 13 1	89 5 5	1,253	112	1,365	60 0 0	15 9 6	75 9 6
Port Ahuriri ..	394 12 4	111 4 9	505 17 1	6,203	1,523	7,726	207 0 0	29 10 10	236 10 10
Takapau ..	47 8 5	10 18 6	58 6 11	714	98	812	75 0 0	9 14 3	84 14 3
Tarawera ..	29 3 0	1 19 3	31 2 3	446	19	465	80 0 0	4 8 4	84 8 4
Taupo ..	184 10 11	67 8 10	251 19 9	2,813	843	3,656	77 10 0	28 1 2	105 11 2
Waipawa ..	268 8 0	34 13 3	303 1 3	4,151	401	4,552	143 0 0	23 18 4	166 18 4
Waipukurau ..	129 10 7	5 7 8	134 18 3	4,120	84	2,204	96 10 0	15 17 6	112 7 6
Wairoa ..	258 7 7	5 16 11	264 4 6	4,316	1,160	5,476	87 10 0	23 12 1	111 2 1
Nelson ..	2,196 10 10	456 17 10	2,653 8 8	33,201	5,546	38,747	1,334 10 0	205 17 6	1,540 7 6
Belgrove ..	28 9 9	3 14 9	32 4 6	476	47	523	55 0 0	4 8 4	59 8 4
Brightwater ..	3 9 4	..	3 9 4	57	..	57	6 0 0	4 8 4	10 8 4
Collingwood ..	73 5 9	14 6 0	87 11 9	1,335	212	1,547	100 10 0	34 15 9	135 5 9
Motueka ..	158 2 7	10 8 10	168 11 5	2,727	161	2,888	110 10 0	14 1 4	124 11 4
Motupiko ..	15 10 5	0 13 7	16 4 0	232	9	241	..	6 4 1	6 4 1
Port, Nelson ..	17 15 9	11 11 4	29 7 1	320	223	543	..	6 2 9	6 2 9
Richmond ..	64 10 4	4 12 0	69 2 4	1,180	61	1,241	79 0 0	8 17 11	87 17 11
Takaka ..	95 3 3	11 0 10	106 4 1	1,646	191	1,837	73 0 0	6 17 4	79 17 4
Tophouse ..	14 6 10	27 19 5	42 6 3	247	427	674	75 0 0	5 8 4	80 8 4
Uppher Moutere ..	12 17 2	0 9 9	13 6 11	227	6	233	..	6 18 11	6 18 11
Wakapuaka ..	6 14 7	0 1 0	6 15 7	18,957	2	18,959	505 0 0	10 19 4	515 19 4
Wakefield ..	26 0 0	2 5 2	28 5 2	418	31	449	10 10 0	4 9 7	14 9 7
New Plymouth ..	1,174 14 3	429 7 11	1,604 2 2	18,888	4,194	23,082	730 10 0	112 12 0	843 2 0
Inglewood ..	50 14 11	6 14 2	57 9 1	970	67	1,037	25 0 0	8 13 11	33 13 11
Opunake ..	148 16 6	138 13 7	287 10 1	2,664	1,332	3,996	119 0 0	33 14 6	152 14 6
Parihaka ..	27 0 5	54 10 4	81 10 9	467	479	946	10 0 0	8 16 8	18 16 8
Pungarehu ..	28 19 9	26 9 7	55 9 4	482	257	739	15 0 0	4 8 4	19 8 4
Stratford ..	38 0 3	6 15 5	44 15 8	626	79	705	20 0 0	4 8 4	24 8 4
Waitara ..	290 1 11	102 12 1	401 14 0	5,595	1,652	7,247	120 0 0	12 18 3	132 18 3
Oamaru ..	1,877 5 8	202 4 9	2,079 10 5	26,770	2,553	29,323	947 10 0	183 13 10	1,131 3 10
Duntroon ..	47 7 3	30 15 4	78 2 7	803	425	1,228	50 10 0	11 11 10	62 1 10
Enfield ..	7 4 6	1 2 5	8 6 11	121	9	130	..	5 10 9	5 10 9
Hampden ..	47 0 7	5 11 8	52 12 3	829	44	873	58 10 0	4 8 4	62 18 4
Herbert ..	19 10 7	1 8 4	20 18 11	364	18	382	51 0 0	5 4 4	56 4 4

Table No. 19—continued.

CASH REVENUE derived from Private and Press Messages; Value of General Government Messages; Number of Messages transmitted by each Station; and the Working Expenses of each Station, for the Year ended 31st December, 1883—continued.

Name of Station.	Total Cash Revenue derived from Private and Press Messages.	Value of General Government Messages.	Total Value of all Codes.	Total Number of Private and Press Messages.	Total Number of General Govt. Messages.	Total Number of Messages of all Codes.	Amount paid for Salaries.	Contingencies.	Total Cost of Maintenance of Stations.
Oamaru—continued.	£ s. d.	£ s. d.	£ s. d.						£ s. d.
Kakanui ..	74 16 0	0 18 5	75 14 5	992	14	1,006	77 10 0	13 11 3	91 1 3
Maheno ..	41 15 2	0 5 7	42 0 9	726	5	731	5 0 0	6 2 1	11 2 1
Ngapara ..	42 13 10	23 5 10	65 19 8	704	288	992	15 0 0	4 8 4	19 8 4
Pukeuri Junction ..	6 9 3	..	6 9 3	116	..	116	5 0 0	4 8 4	9 8 4
Weston ..	3 12 9	..	3 12 9	65	..	65	..	5 9 9	5 9 9
Thames ..	1,480 5 8	243 8 7	1,723 14 3	21,112	1,544	22,656	912 10 0	167 9 11	1,079 19 11
Maketu ..	198 5 3	76 16 10	275 2 1	2,803	588	3,391	120 0 0	23 17 6	143 17 6
Miranda ..	15 17 9	..	15 17 9	248	..	248	85 0 0	5 19 7	90 19 7
Ohinemutu ..	486 11 4	170 3 2	656 14 6	6,698	1,181	7,879	99 0 0	29 19 7	128 19 7
Opotiki ..	262 15 5	79 17 4	342 12 9	4,093	828	4,921	128 0 0	22 16 9	150 16 9
Paeroa ..	153 2 3	28 9 1	181 11 4	2,534	237	2,771	95 10 0	24 3 8	119 13 8
Tauranga ..	699 16 7	228 14 8	928 11 3	10,376	2,261	12,637	342 10 0	54 13 3	397 3 3
Te Aroha ..	536 12 5	57 1 6	593 13 11	8,666	815	9,481	102 15 0	56 15 11	159 10 11
Te Puke ..	30 4 0	0 2 3	30 6 3	487	1	488	..	9 8 9	9 8 9
Turua ..	29 17 1	0 9 7	30 6 8	531	9	540	..	10 8 9	10 8 9
Waierongomai ..	84 6 6	0 6 11	84 13 5	1,139	4	1,143	24 10 0	24 16 11	49 6 11
Waterford ..	54 5 5	4 6 10	58 12 3	887	65	952	82 10 0	22 2 3	104 12 3
Whakatane ..	83 5 11	6 14 7	90 0 6	1,191	98	1,289	..	21 0 5	21 0 5
Timaru ..	1,752 8 0	208 10 0	1,960 18 0	24,648	2,424	27,072	1,266 0 0	239 5 9	1,505 5 9
Albury ..	50 12 11	12 13 5	63 6 4	837	105	942	15 0 0	8 1 11	23 1 11
Geraldine ..	95 15 10	6 15 2	102 11 0	1,685	101	1,786	117 10 0	4 9 7	121 19 7
Makikihi ..	32 15 3	0 18 5	33 13 8	533	12	545	5 0 0	4 8 4	9 8 4
Orari ..	20 2 3	1 6 3	21 8 6	433	7	440	6 0 0	4 8 4	10 8 4
Pleasant Point ..	39 3 3	1 5 8	40 8 11	687	15	702	25 0 0	4 8 4	29 8 4
Rangitata ..	20 13 2	1 0 7	21 13 9	361	9	370	6 0 0	4 8 4	10 8 4
St. Andrew ..	40 4 10	1 1 10	41 6 8	657	14	671	5 0 0	8 1 11	13 1 11
Studdholme ..	27 14 4	0 2 0	27 16 4	468	2	470	5 0 0	4 10 1	9 10 1
Temuka ..	166 0 10	9 11 3	175 12 1	2,846	123	2,969	223 0 0	17 14 3	240 14 3
Waimate ..	282 4 2	97 13 9	379 17 11	4,131	740	4,871	229 0 0	34 4 10	263 4 10
Waitaki ..	12 6 11	0 2 4	12 9 3	184	2	186	10 0 0	4 8 4	14 8 4
Washdyke ..	25 12 3	0 1 8	25 13 11	422	1	423	5 0 0	4 19 7	9 19 7
Winchester ..	28 4 11	0 8 11	28 13 10	567	3	570	..	4 8 4	4 8 4
Wanganui ..	2,080 11 5	389 6 8	2,469 18 1	33,589	4,932	38,521	1,418 10 0	200 14 2	1,619 4 2
Bull's ..	210 5 7	14 1 2	224 6 9	3,414	172	3,586	130 10 0	30 13 10	161 3 10
Fordell ..	22 17 4	1 8 2	24 5 6	380	16	396	20 0 0	5 2 10	25 2 10
Greatford ..	0 1 0	0 3 10	0 4 10	1	2	3	2 10 0	4 8 4	6 18 4
Hawera ..	670 10 8	126 18 10	797 9 6	9,845	1,197	11,042	257 10 0	35 1 1	292 11 1
Manaia ..	151 1 1	22 4 3	173 5 4	2,524	239	2,763	100 10 0	17 15 6	118 5 6
Manutahi ..	62 12 9	10 17 0	73 9 9	1,090	131	1,221	70 0 0	9 13 8	79 13 8
Marton ..	307 4 10	42 10 4	349 15 2	4,107	398	4,505	140 0 0	40 15 9	180 15 9
Normanby ..	72 12 7	10 11 7	83 4 2	1,241	154	1,395	62 10 0	8 16 8	71 6 8
Otakeho ..	3 16 3	..	3 16 3	68	..	68	..	4 8 4	4 8 4
Patea ..	464 7 7	82 14 2	547 1 9	7,820	930	8,750	234 0 0	29 10 4	263 10 4
Turakina ..	55 3 9	45 4 11	100 8 8	955	753	1,708	57 10 0	4 8 4	61 18 4
Waitotara ..	47 19 1	7 18 6	55 17 7	858	94	952	60 0 0	14 0 3	74 0 3
Waverley ..	154 16 3	12 17 11	167 14 2	2,706	188	2,894	108 10 0	15 7 4	123 17 4
Wellington ..	6,392 18 1	5,727 17 7	12,120 15 8	201,319	51,997	253,316	8,345 10 0	622 16 1	8,968 6 1
Ashurst ..	14 3 9	0 8 7	14 12 4	241	4	245	..	6 17 10	6 17 10
Carterton ..	201 6 0	26 6 11	227 12 11	3,407	393	3,800	103 0 0	18 6 7	121 6 7
Castlepoint ..	71 19 11	66 18 10	138 18 9	1,117	804	1,921	80 0 0	14 7 0	94 7 0
Featherston ..	155 12 7	65 18 6	221 11 1	2,755	797	3,552	112 0 0	15 18 9	127 18 9
Feilding ..	323 11 1	42 6 3	365 17 4	4,985	725	5,710	152 10 0	19 3 1	171 13 1
Foxton ..	358 3 5	100 11 2	458 14 7	6,217	1,424	7,641	220 0 0	30 16 9	250 16 9
Gladstone ..	20 0 1	..	20 0 1	746	..	746	..	11 9 10	11 9 10
Greytown North ..	151 5 2	40 14 3	191 19 5	2,496	372	2,868	125 10 0	49 5 0	174 15 0
Halcombe ..	68 16 6	30 10 5	99 6 11	1,211	367	1,578	86 0 0	10 14 5	96 14 5
Hutt ..	64 19 7	4 6 5	69 6 0	1,147	61	1,208	126 5 0	8 10 5	134 15 5
Kaitoke ..	8 10 5	0 18 2	9 8 7	146	12	158	35 0 0	6 2 10	41 2 10
Manawatu Heads ..	2 0 8	0 1 11	2 2 7	112	1	113	..	5 9 6	5 9 6
Martinborough ..	55 10 0	5 8 11	60 18 11	907	95	1,002	..	15 13 9	15 13 9
Masterton ..	578 19 7	59 19 2	638 18 9	8,782	856	9,638	286 0 0	39 7 3	325 7 3
Otaki ..	118 0 7	17 9 10	135 10 5	2,069	205	2,274	93 10 0	15 18 9	109 8 9
Pahautanui ..	20 3 7	..	20 3 7	301	..	301	..	6 18 5	6 18 5
Palmerston North ..	683 16 0	70 9 3	754 5 3	9,727	1,105	10,832	293 0 0	28 1 7	321 1 7
Sanson ..	76 12 0	4 17 9	81 9 9	1,398	71	1,469	101 0 0	14 15 4	115 15 4
Te Aro ..	87 6 4	1 12 6	88 18 10	1,676	32	1,708	20 0 0	16 4 4	36 4 4
Te Nui ..	85 0 6	10 17 9	95 18 3	1,363	151	1,514	62 10 0	13 3 10	75 13 10
Upper Hutt ..	30 11 2	3 5 8	33 16 10	575	15	590	57 0 0	7 8 10	64 8 10
Woodville ..	113 16 2	14 8 10	128 5 0	1,908	177	2,085	45 10 0	12 7 0	57 17 0
Westport ..	888 10 2	330 18 3	1,219 8 5	14,048	3,959	18,007	380 0 0	104 11 0	484 11 0
Boatman's ..	124 19 11	18 2 2	143 2 1	2,197	359	2,556	77 10 0	49 7 6	126 17 6
Charleston ..	66 11 2	16 2 5	82 13 7	1,256	161	1,417	72 10 0	10 1 4	82 11 4
Longford ..	41 17 4	6 5 2	48 2 6	625	92	717	72 10 0	6 7 1	78 17 1
Lyell ..	246 12 0	51 12 0	298 4 0	4,044	615	4,659	112 10 0	23 19 0	136 9 0
Murchison's ..	10 5 11	0 9 1	10 15 0	144	4	148	..	5 5 6	5 5 6
Totals ..	81,401 15 9	21,555 19 2	102,957 14 11	1,379,483	219,917	1,599,400	63,580 16 0	9,473 8 6	73,054 4 6

Table No. 20.

NUMBER of LETTERS forwarded in each Postal District during the Year ended 31st December 1883; Number of Telegrams forwarded in each Postal District during the Year ended 31st December, 1883; and the Proportion of Telegrams to every 100 Letters; together with a similar Return for the previous Year.

Districts.	1882.			1883.		
	Number of Letters.	Number of Telegrams.	Proportion of Telegrams to every 100 Letters.	Number of Letters.	Number of Telegrams.	Proportion of Telegrams to every 100 Letters.
Auckland	3,025,396	271,606	8'98	2,928,573	262,093	8'95
Blenheim	185,242	26,438	14'27	202,276	25,848	12'78
Christchurch	2,715,395	181,346	6'67	2,632,113	173,157	6'57
Dunedin	2,666,356	227,992	8'55	2,513,712	222,578	8'85
Gisborne	123,677	24,846	20'09	147,314	24,811	16'84
Greymouth	306,113	55,773	18'22	237,554	49,902	21
Hokitika	140,403	24,314	17'31	161,715	25,246	15'61
Invercargill	638,992	71,994	11'26	696,636	73,158	10'5
Napier	531,925	67,990	12'78	582,137	72,047	12'37
Nelson	361,249	65,445	18'11	359,113	67,909	18'91
New Plymouth	200,735	42,902	21'37	219,795	37,752	17'17
Oamaru	326,909	32,738	10'01	312,484	34,846	11'15
Thames	157,230	30,399	19'34	371,078	68,366	18'43
Timaru	613,572	44,548	7'21	597,565	42,017	7'03
Wanganui	710,161	82,058	11'55	662,521	77,804	11'74
Wellington	1,755,489	292,844	16'67	2,090,243	314,332	15'03
Westport	87,904	27,323	31'08	119,388	27,504	23'03

Year.	Number of Letters.	Number of Telegrams.	Proportion of Telegrams sent to every 100 Letters.
1883	14,834,217	1,599,400	10'78
1882	14,546,748	1,570,189	10'79
1881-82	11,059,677	1,438,772	13
1880-81	10,895,998	1,304,712	11'97
1879-80 (for nine months only)	7,065,510	1,008,409	14'27
1878-79	7,374,786	1,448,943	19'64
1877-78	6,078,384	1,260,324	20'71
1876-77	5,540,920	1,124,432	20'29
1875-76	4,731,873	1,051,086	22'21
1874-75	4,059,517	917,218	22'59
1873-74	3,209,837	752,899	23'45
1872-73	2,828,372	568,960	19'76
1871-72	2,418,021	411,677	17'02
1870-71	2,626,947	312,874	11'91
1869-70	2,374,060	185,423	7'81
1868-69	2,749,488	146,167	6'12
1867-68	1,938,578	106,104	5'47

Table No. 21.

ORDINARY and PRESS TELEGRAMS despatched during the Four Quarters ended 31st December, 182 also for each Quarter of the Year ended 31st December, 1883, and the REVENUE derived from each Class.

Telegrams.	March Quarter.		June Quarter.		September Quarter.		December Quarter.		Totals.	
	Number.	Revenue derived.	Number.	Revenue derived.	Number.	Revenue derived.	Number.	Revenue derived.	Number.	Revenue derived.
1882.		£ s. d.		£ s. d.		£ s. d.		£ s. d.		£ s. d.
Ordinary ..	299,042	17,973 16 2	302,003	18,382 5 8	298,905	18,455 10 0	307,269	18,224 13 9	1,207,219	73,036 5 7
Press ..	31,047	1,554 7 0	37,907	2,206 1 6	44,303	2,535 9 11	41,341	2,438 0 8	154,598	8,733 19 1
Totals..	330,089	19,528 3 2	339,910	20,588 7 2	343,208	20,990 19 11	348,610	20,662 14 5	1,361,817	81,770 4 8
1883.										
Ordinary ..	320,658	19,329 9 1	308,916	18,399 17 9	290,071	17,254 13 10	301,945	17,884 15 4	1,221,590	72,868 16 0
Press ..	39,771	2,086 11 0	38,293	2,088 4 2	41,808	2,494 18 8	38,021	1,863 5 11	157,893	8,532 19 9
Totals..	360,429	21,416 0 1	347,209	20,488 1 11	331,879	19,749 12 6	339,966	19,748 1 3	1,379,483	81,401 15 9

Table No. 23.
COST OF MAINTENANCE OF TELEGRAPH LINES FOR THE YEAR ENDED 31ST DECEMBER, 1883.

Section.	Number of Miles.	Travelling Expenses of Linemen and Inspectors.	Extra Labour.	Cost of Material used for Repairs.	Salaries of Linemen and Inspectors.	Total Cost of Maintenance.	Cost per Mile.
Riverton to Balclutha ..	332	£ 145 13 7	£ 13 2 2	£ 253 8 1	£ 516 0 0	£ 928 3 10	£ 2 15 11
Tokomairiro to Queenstown ..	149	144 10 3	78 18 4	166 11 6	571 0 0	961 0 1	6 9 0
Balclutha to Waitaki ..	349	185 17 1	348 11 2	612 3 0	663 0 0	1,809 11 3	5 3 8
Waitaki to Christchurch ..	332	326 17 3	343 9 5	392 18 4	658 0 0	1,721 5 0	5 3 8
Christchurch to Greymouth ..	196	279 12 10	365 5 4	360 6 6	393 0 0	1,398 4 8	7 2 8
Greymouth to Lyell ..	181	144 12 6	85 19 10	45 9 10	400 0 0	676 2 2	3 14 8
Lyell to Nelson ..	269	147 4 8	1 10 0	28 11 4	145 0 0	322 6 0	1 3 11
Nelson to Blenheim ..	92	285 7 9	222 19 9	37 16 8	270 0 0	816 4 2	8 17 5
Blenheim to Christchurch ..	253	196 12 5	122 8 6	70 8 0	984 0 0	1,373 8 11	5 8 7
Wellington to New Plymouth ..	429	547 0 11	761 3 8	656 17 9	987 10 0	2,952 12 4	6 17 8
Wellington to Napier ..	270	369 0 11	190 1 2	311 8 9	857 10 0	1,728 0 10	6 8 0
Napier to Tauranga ..	372	731 2 10	314 8 5	405 6 1	800 0 0	2,250 17 4	6 1 0
Tauranga to Thames ..	86	102 5 11	53 9 2	61 5 11	295 0 0	512 1 0	5 19 1
Auckland to Waikato and Coromandel ..	289	332 11 5	141 16 5	92 17 5	315 0 0	882 5 3	3 1 1
Auckland to Kawakawa ..	322	263 8 4	38 5 0	30 17 1	320 0 0	652 10 5	2 0 6
Kawakawa to Mongonui ..	53	10 13 3	215 0 0	225 13 3	4 5 1
Totals ..	3,974	4,212 11 11	3,081 8 4	3,526 6 3	8,390 0 0	19,210 6 6	4 16 8*

* Total average cost per mile.

NOTE.—Whitiangi Line (22 miles), Waiorongomai Line (3 miles), Onehunga Wharf Line (2 miles), Napier to Tarawera Line (2½ miles), Pembroke Line (38 miles), Skippers Line (15 miles), Cape Saunders Line (7 miles), Baunockburn Line (5 miles), Murchison's Line (1½ miles), Renwicktown Line (¾ mile), Milburn Line (1 mile), not included in this Table.

Table No. 24.

INSULATION TESTS of the FIRST and SECOND COOK STRAIT CABLES for the Year ended 31st December, 1883, showing the Resistance per Knot after Two Minutes' Electrification in Megohms (British Association Units of Resistance).

First Cook Strait Cable.				No. 1 Wire.	No. 2 Wire.	No. 3 Wire.	Second Cook Strait Cable.				Dielectric Resistance per Knot.
January	154	203	373	January	1,042
February	153	200	382	February	935
March	153	208	376	March	1,276
April	145	198	378	April	1,263
May	190	243	448	May	1,137
June	163	211	364	June	1,114
July	182	228	409	July	1,227
August	190	235	421	August	1,432
September	184	285	400	September	1,313
October	171	212	397	October	1,342
November	186	223	421	November	1,432
December	160	193	366	December	1,203

Table No. 25.

INSULATION TESTS of the WANGANUI and WAKAPUAKA CABLE for the Year ended 31st December, 1883, showing the Resistance per Knot after Ten Minutes' Electrification in Megohms (British Association Units of Resistance). Length of Cable laid, 108.69 Knots.

Date.							Dielectric Resistance per Knot.	Copper Resistance per Knot in Ohms.	Mean Temperature of Sea-bottom calculated from the Observed C.R.
							Twenty Cells.		Deg. Fahr.
January	4,433	10.99	58.5
February	3,814	11.02	60
March	3,352	11.04	61
April	3,959	11.01	59
May	3,933	11.02	60
June	4,185	11.02	60
July	5,366	10.99	58.5
August	6,189	11.02	60
September	6,351	10.97	57.5
October	5,768	10.99	58.5
November	5,814	10.95	56
December	4,972	10.95	56

Table No. 26.
COST OF TELEGRAPH LINES and CABLES throughout the Colony.

Section of Line.	Length of Section in Miles.	Cost of Clearing Bush.	Total Cost of Poles, including delivery.	Cost of Wire, Arms, Insulators, &c., including carriage.	Cost of Erection.	Total Cost of Section.	Cost per Mile.
NORTH ISLAND.							
		£ s. d.	£ s. d.	£ s. d.	£ s. d.	£ s. d.	£ s. d.
Total, North Island, to 31st March, 1883 ..	1,821	11,174 5 4	58,376 13 0	60,188 19 6	71,045 11 8	200,785 9 6	110 5 6
Maungatoroto Line (7 miles)	80 15 0	47 3 4	127 18 4	18 5 6
Whitiangi Line (34 miles) ..	22	47 0 0	178 15 0	239 3 5	699 17 7	1,164 16 0	31 6 4
Waiorongomai Line ..	3	40 7 9	43 11 3	83 19 0	27 19 8
Hikurangi Line (6 miles)	57 3 10	16 8 9	73 12 7	12 5 5
Rangiriri Line (13 miles)	99 0 5	28 18 3	127 18 8	9 16 10
Ponsonby Line (2 miles) ..	2	..	54 10 0	108 10 6	65 0 0	228 0 6	16 16 2
Parnell Line (1 mile) ..							
Onehunga Wharf Line (8½ miles) ..							
Newmarket Bureau (2 miles)	38 14 0	48 18 0	87 12 0	11 13 6
Napier to Petane Line (7½ miles) ..	2½	..	60 0 0	19 8 9	37 4 6	116 13 3	9 6 8
Napier-Tarawera Line ..	2½	52 6 10	18 6 9	70 13 7	17 13 5
Otakehu Line (4 miles)
Totals ..	1,850½	11,221 5 4	58,669 18 0	60,924 10 0	72,051 0 1	202,866 13 5	..
SOUTH ISLAND.							
Total, South Island, to 31st March, 1883 ..	2,153	20,642 16 9	72,009 15 1	54,324 18 4	470,295 10 6	217,273 0 8	100 18 4
Cromwell to Pembroke Line ..	38	..	978 10 0	699 4 6	296 15 11	1,974 10 5	51 19 3
Queenstown to Skippers Line (21 miles) ..	15	..	217 12 0	153 11 7	122 4 5	493 8 0	23 9 11
Cape Saunders Line (8 miles) ..	7	..	100 0 0	115 11 6	56 3 9	271 15 3	33 19 5
Bannockburn Line ..	5	..	55 15 0	98 9 2	39 12 6	193 16 8	38 15 4
Murchison's Line (3½ miles) ..	1½	..	24 0 0	12 5 0	42 18 6	79 3 6	22 12 5
Bluespur Line ..	3	..	67 0 6	49 4 8	38 10 0	154 15 2	51 11 9
Renwicktown Line (7 miles) ..	½	75 8 4	50 14 0	126 2 4	18 0 4
Milburn Line (4 miles) ..	1	..	27 10 0	57 19 1	35 13 1	121 2 2	30 5 8
Waitaki to Purakanui (5 miles)	30 5 0	60 17 0	91 2 0	18 4 4
Richmond to Brightwater (4 miles)	23 2 6	23 13 0	46 15 6	11 13 10
Additional Expenditure on Lines—
Rakaia to Methven, Boatman's, &c.	201 17 6	..
Railway Wires	241 16 1	..
Total, South Island, to 31st December, 1883 ..	2,224	20,642 16 9	73,480 2 7	55,639 19 8	71,062 12 8	221,269 5 3	..
Total, North Island, to 31st December, 1883 ..	1,850½	11,221 5 4	58,669 18 0	60,924 10 0	72,051 0 1	202,866 13 5	..
Totals ..	4,074½	31,864 2 1	132,150 0 7	116,564 9 8	143,113 12 9	424,135 18 8	..
Cook Strait Cables, laying same, repairs, &c.	81,280 2 4	..
Telephone Exchanges,—Direct expenditure	11,113 14 0	..
Total	516,529 15 0	..

Table No. 27.

RETURN of the NUMBER and AMOUNT of TELEGRAPH MONEY ORDERS ISSUED within the several Postal Districts during the Year ended 31st December, 1883.

Districts.	Number.	Commission.	Amount.
		£ s. d.	£ s. d.
Auckland	2,968	359 12 0	12,677 0 1
Blenheim	478	53 7 0	1,765 19 7
Christchurch	1,500	172 1 0	5,825 16 1
Dunedin	1,562	184 11 0	6,389 15 6
Gisborne	483	59 18 0	2,143 4 0
Greymouth	892	103 0 0	3,502 11 7
Hokitika	407	43 15 0	1,403 13 7
Invercargill	642	71 6 0	2,351 15 1
Napier	1,048	126 16 0	4,457 1 5
Nelson	576	69 4 0	2,422 2 8
New Plymouth	413	45 12 0	1,496 4 8
Oamaru	220	23 3 0	728 12 0
Thames	934	107 3 0	3,628 2 1
Timaru	384	40 5 0	1,262 3 8
Wanganui	919	101 3 0	3,313 10 2
Wellington	2,201	251 18 0	8,513 15 3
Westport	634	79 6 0	2,853 19 2
Totals	16,261	1,892 0 0	64,735 6 7

Table No. 28.

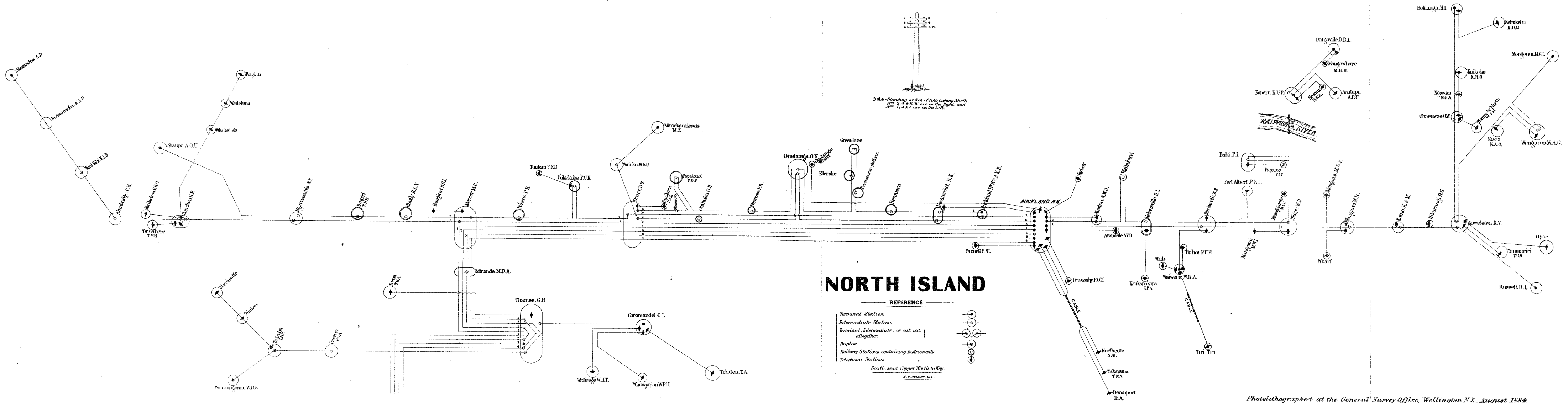
CASH VALUE of SHIPPING and WEATHER TELEGRAMS and AMOUNT chargeable to each Department of the General Government for Telegrams transmitted during the Year ended 31st December, 1883.

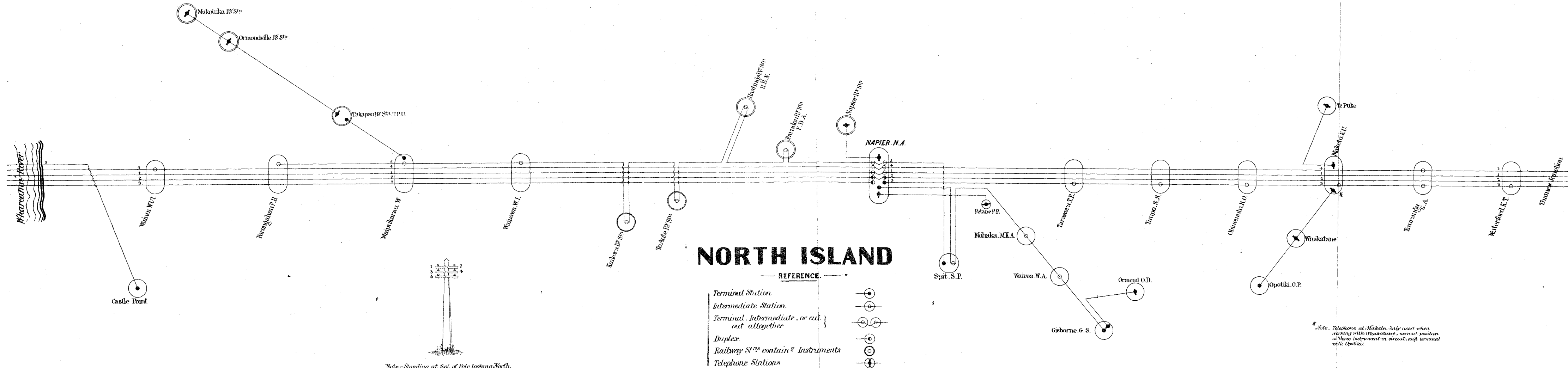
Department.	Value.
	£ s. d.
Colonial Secretary	2,584 17 2
Customs	579 2 1
Defence	2,743 9 5
Judicial	1,912 4 7
Postal	1,892 12 0
Registrar-General	167 13 4
Treasury	1,443 5 7
Public Works	5,549 15 9
Shipping Reports	3,255 7 3
Weather Reports	1,427 12 0
Total	21,555 19 2

Table No. 29.

DEBTOR AND CREDITOR STATEMENT.

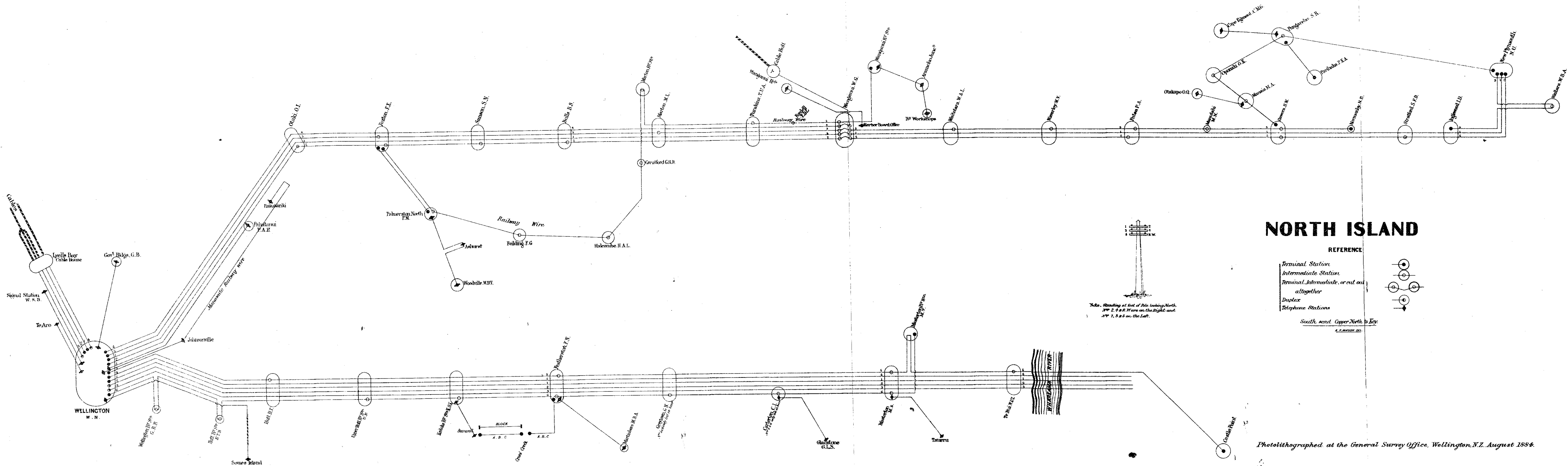
DR.	£ s. d.	CR.	£ s. d.	£ s. d.
To Total cost of maintenance of stations ..	73,054 4 6	By Cash receipts as under:—		
Total cost of maintenance of lines ..	19,210 6 6	Ordinary telegrams ..	72,868 16 0	
		Press ..	8,532 19 9	
		Telephone Exchange re-		
		ceipts ..	7,692 1 11	
		Head Office receipts ..	3,915 4 7	
				93,009 2 3
		Amount collected for money-order tele-		
		grams ..		813 1 0
Balance	23,113 11 5	Value of Government telegrams ..		21,555 19 2
	<u>£115,378 2 5</u>			<u>£115,378 2 5</u>

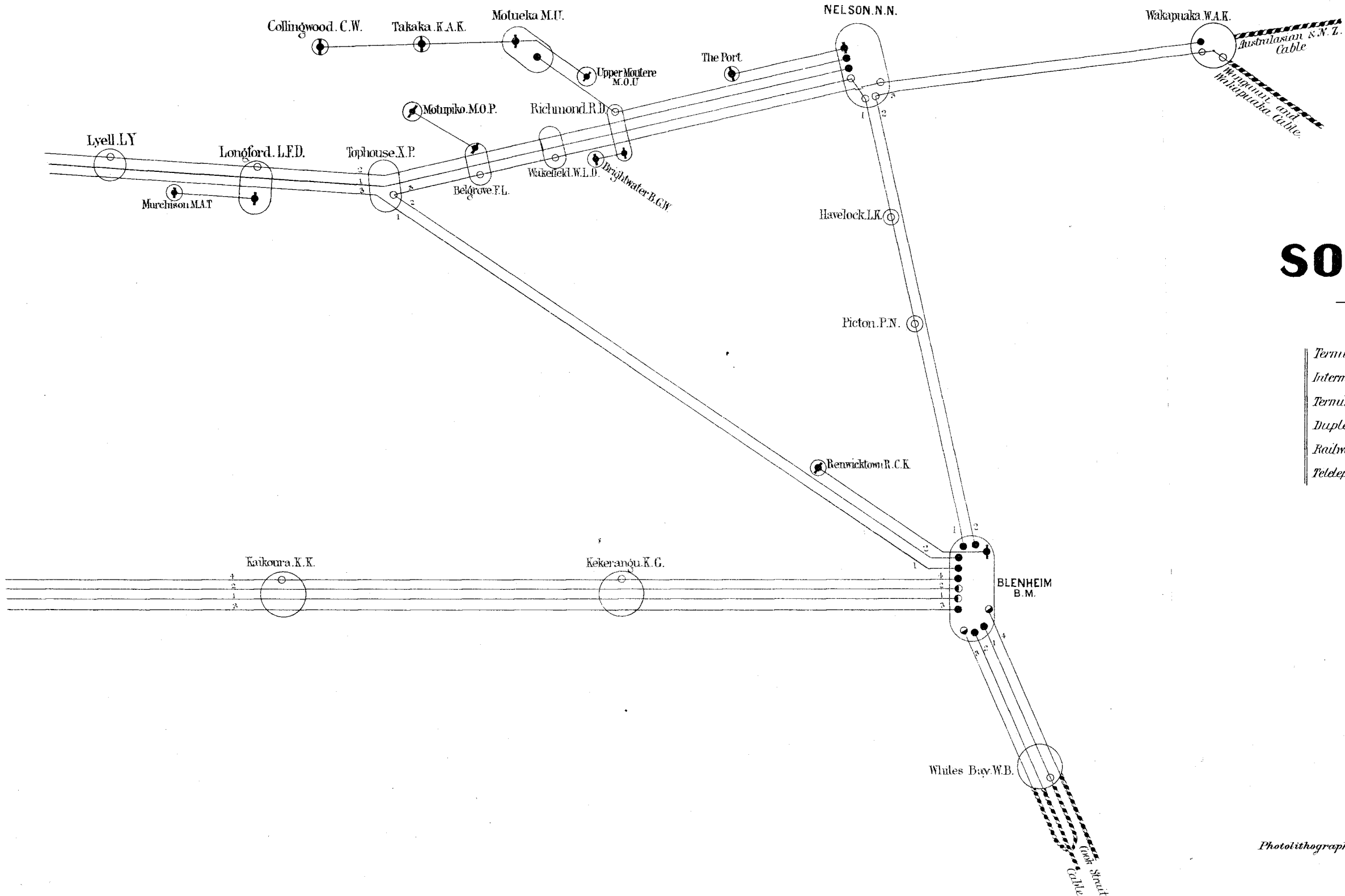


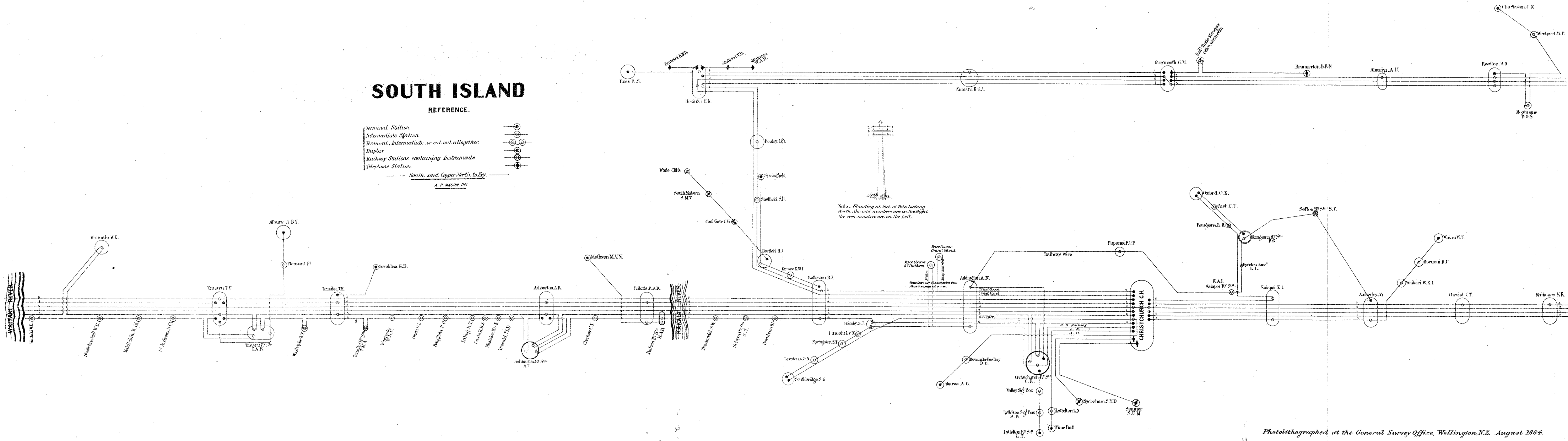


Note—Standing at foot of Pole looking North the even numbers are on the Right the odd numbers are on the Left.

* Note. Telephone at Maketia only used when working with Whakatane, normal position of Morse Instrument in circuit, and terminal with Opoitiki.













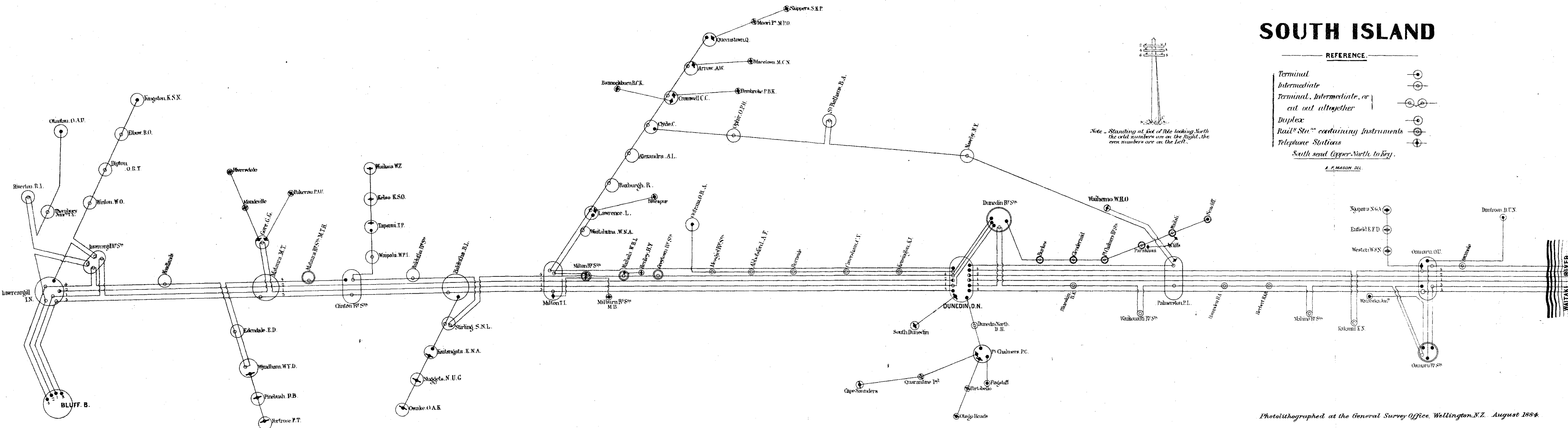
SOUTH ISLAND

REFERENCE.

- Terminal 
 - Intermediate 
 - Terminal, Intermediate, or
cut out altogether 
 - Duplex 
 - Railway Station containing Instruments 
 - Telephone Stations 
- South end Copper-North to Key.*

A. P. MASON, DEL.

Note - Standing at end of Pde looking North
the odd numbers are on the Right, the
even numbers are on the Left.



Photolithographed at the General Survey Office, Wellington, N.Z. August 1884.

